

**MITIGATION PERFORMANCE REVIEW FOR 2017**

**MITIGATION ORDER ON CONSENT DOCKET NO. P-121-07**



*Prepared for:*

**FREEPORT MINERALS CORPORATION**  
**COPPER QUEEN BRANCH**  
36 West Highway 92  
Bisbee, Arizona 85603

*Prepared by:*

**CLEAR CREEK ASSOCIATES, L.L.C.**  
221 North Court Avenue, Suite 101  
Tucson, Arizona 85701

April 17, 2018

**MITIGATION PERFORMANCE REVIEW FOR 2017  
MITIGATION ORDER ON CONSENT DOCKET NO. P-121-07**

Prepared for:

**FREEPORT MINERALS CORPORATION  
COPPER QUEEN BRANCH**

36 West Highway 92  
Bisbee, Arizona 85603

Approved by:



James R. Norris  
Arizona Registered Geologist No. 30842

April 17, 2018



## TABLE OF CONTENTS

|         |  |    |
|---------|--|----|
| 1.0     | INTRODUCTION .....   | 1  |
| 1.1     | Background .....   | 2  |
| 1.2     | Mitigation Action Objective .....  | 2  |
| 1.3     | Role and Scope of the Mitigation Performance Review .....                                  | 3  |
| 2.0     | REVIEW OF MITIGATION PLAN ACTIONS IN 2017 .....  | 4  |
| 2.1     | Expanded Groundwater Monitoring .....  | 4  |
| 2.2     | Long Term Plume Monitoring .....   | 6  |
| 2.3     | Implementation Schedule for an Alternate Water Supply .....                                | 6  |
| 2.4     | Annual ADWR Well Registry Records Review .....   | 7  |
| 2.5     | Contingent Mitigation of Drinking Water Supplies .....                                     | 7  |
| 3.0     | ANALYSIS OF GROUNDWATER MONITORING DATA .....  | 9  |
| 3.1     | Hydrogeologic Setting .....  | 9  |
| 3.2     | Sulfate Concentration Data .....   | 10 |
| 3.2.1   | Contour Map of Sulfate Concentrations .....  | 10 |
| 3.2.2   | Time Series Graphs of Sulfate Concentration at Public Drinking Water<br>Supply Wells ..... | 11 |
| 3.2.3   | Time Series Graphs of Sulfate Concentration at Monitoring Wells .....                      | 11 |
| 3.2.3.1 | Lateral Plume Edge Monitoring Wells .....  | 11 |
| 3.2.3.2 | Plume Edge Monitoring Wells Below the Plume .....  | 12 |
| 3.2.3.3 | Regional Monitoring Wells in the Plume .....   | 13 |
| 3.3     | Groundwater Elevation Data .....   | 13 |
| 3.3.1   | Contour Map of Groundwater Elevations .....  | 13 |
| 3.3.2   | Hydrographs for Basin Fill Wells .....   | 14 |
| 3.3.3   | Hydrographs for Bedrock Wells .....  | 15 |
| 3.4     | Assessment of Plume Migration .....  | 15 |
| 4.0     | ASSESSMENT OF MITIGATION ACTION PERFORMANCE .....  | 18 |
| 4.1     | Mitigation Action Objective .....  | 18 |
| 4.2     | Groundwater Monitoring Programs .....  | 18 |
| 4.2.1   | Expanded Groundwater Monitoring .....  | 18 |
| 4.2.2   | Long Term Plume Monitoring .....   | 19 |
| 4.3     | Implementation Schedule for an Alternate Water Supply .....                                | 20 |
| 4.4     | Assessment of Mitigation Performance .....   | 20 |
| 5.0     | REFERENCES .....   | 21 |

## TABLES

- 1 Groundwater Monitoring Schedule

## FIGURES

- 1 Project Location Map
- 2 Groundwater Monitoring Locations
- 3 Naco Area Well Sites
- 4 Long Term Plume Monitoring Locations
- 5 Geologic Map with Monitoring Locations
- 6 Sulfate Concentrations in Site-Wide Groundwater Samples for Third Quarter 2017
- 7 Sulfate Concentrations at the West Edge of the Plume for Third Quarter 2017
- 8 Sulfate Concentrations in Site-Wide Groundwater Samples for Third Quarter 2008
- 9 Sulfate Concentration in Public Drinking Water Supply Wells
- 10 Sulfate Concentration in Lateral Plume Edge Wells North, South, and East of the Plume
- 11 Sulfate Concentration in Lateral Plume Edge Wells West of the Plume
- 12 Sulfate Concentration in Expanded Groundwater Monitoring Program Wells West of the Plume
- 13 Sulfate Concentration in Plume Edge Wells Below the Plume
- 14 Sulfate Concentration in Regional Monitor Wells in the Plume
- 15 Site-Wide Groundwater Elevations for Third Quarter 2017
- 16 Site-Wide Groundwater Elevations for Third Quarter 2008
- 17 Basin Fill Groundwater Elevations at the West Edge of the Plume for Third Quarter 2017
- 18 Hydrographs for Selected BMO Monitor Wells in Basin Fill
- 19 Hydrographs for Expanded Groundwater Monitoring Program Wells
- 20 Hydrographs for BMO Monitor Wells in Bedrock
- 21 Hydrographs for Select BMO Monitor Wells in Bedrock

## APPENDICES

- A Sulfate Data
- B Water Elevation Data

## 1.0 INTRODUCTION

This mitigation performance review for 2017 evaluates the effectiveness of the mitigation action conducted by Freeport Minerals Corporation Copper Queen Branch (CQB) to address the potential for sulfate to affect drinking water supplies in the vicinity of the Concentrator Tailing Storage Area (CTSA) near Naco, south of Bisbee, Arizona (Figure 1). The performance review is a requirement of the Mitigation Plan (Clear Creek Associates, 2015a) submitted to Arizona Department of Environmental Quality (ADEQ) in March 2015. The Mitigation Plan, which describes the mitigation action for sulfate in drinking water supplies, was submitted to ADEQ pursuant to the Mitigation Order on Consent Docket No. P-121-07 (ADEQ, 2007) between ADEQ and CQB. CQB has implemented certain elements of the Mitigation Plan, although the plan is not yet approved by ADEQ.

The objective of the mitigation action is to prevent the average sulfate concentration of a drinking water supply from exceeding 250 milligrams per liter (mg/L) at the point of use, if the sulfate originated at the CTSA. The mitigation action consists of groundwater monitoring and contingency mitigation action planning. Groundwater monitoring tracks the location of the plume and documents sulfate concentrations in drinking water supply wells in the vicinity of the plume. Contingency mitigation action planning consists of work to anticipate and design actions that could be used to mitigate public drinking water supplies near Naco, if needed. Contingency mitigation action planning conducted to date has installed and monitored wells for the expanded groundwater monitoring program, identified a potential alternate of drinking water supply, developed a preliminary design and implementation schedule for an alternate water supply, and acquired property on which to develop an alternate water supply, if needed.

This mitigation performance review evaluates the effectiveness of the mitigation action based on the results of groundwater monitoring data collected during 2017 and the progress of its component actions. ADEQ agreed to a conditional approval of the annual groundwater monitoring reporting and groundwater monitoring provisions of the Mitigation Plan while the plan is in review (ADEQ, 2015).

## 1.1 Background

The Mitigation Plan describes the process to be followed to implement the mitigation action<sup>1</sup> for sulfate in groundwater that may affect<sup>2</sup> existing drinking water supplies. Drinking water supplies in the vicinity of the CTSA do not exceed the sulfate action level of 250 mg/L at this time because CQB mitigated previously affected supplies (CQB, 2013) under a separate plan (Clear Creek Associates, 2012) approved by ADEQ (ADEQ, 2012).

The mitigation action being implemented by CQB for drinking water supplies that may be affected by sulfate in the future is Alternative 1C, which was the recommended alternative of the Feasibility Study (Clear Creek Associates, 2014) submitted to and approved by ADEQ (ADEQ, 2014). The mitigation action contains the following components:

- expanded groundwater monitoring to track plume migration in the vicinity of Arizona Water Company (AWC) wellfield and Naco Water Company (NWC) public water supplies near Naco, for the purposes of establishing sentinel wells with action levels that, if exceeded, would trigger a contingent mitigation action at a public supply, if needed,
- long term plume monitoring to document sulfate concentrations at public and private drinking water supplies, and to describe the groundwater flow system and large scale geometry of the plume over time,
- a water supply study to identify a potential alternate groundwater source for mitigation of a public water supply, if needed,
- annual review of Arizona Department of Water Resources (ADWR) well registry records for wells within a mile of the plume edge to identify new drinking water supply wells for sampling, and
- implementation of contingent mitigation actions, if needed.

## 1.2 Mitigation Action Objective

The mitigation action objective defined in the Mitigation Order and described in the Feasibility Study is to “practically and cost effectively provide a drinking water supply that meets applicable

---

<sup>1</sup> The term mitigation action encompasses all actions implemented under the Mitigation Plan. If a contingent mitigation measure is implemented or implemented measures are changed due to adaptive management, then the term mitigation action encompasses the contingency or change.

<sup>2</sup> The terms “affect” and “affected”, with reference to a drinking water supply, are defined for the purpose of the Mitigation Plan as indicating a water supply with an average sulfate concentration exceeding 250 milligrams per liter due to sulfate originating from the Concentrator Tailing Storage Area.

standards and with sulfate concentrations less than 250 mg/L to the owner(s)/operator(s) of existing drinking water supplies determined...to have an average sulfate concentration in excess of 250 mg/L...as a result of the sulfate plume originating from the PDCTSA”.<sup>3</sup>

### **1.3 Role and Scope of the Mitigation Performance Review**

The Mitigation Plan specifies that mitigation performance reviews will assess whether the Mitigation Plan actions are performing as expected with respect to the mitigation action objective. The performance review also evaluates whether the Mitigation Plan actions need modification to meet the mitigation action objective or can be terminated.

The mitigation performance review analyzes the data CQB collects under the expanded groundwater monitoring and long term plume monitoring programs. The sulfate data are used to evaluate sulfate concentration trends at monitoring and drinking water supply wells. Water level data are used to interpret the apparent groundwater flow direction in the vicinity of the plume.

The performance review may recommend modifications to the expanded groundwater monitoring and long term groundwater monitoring programs, if warranted based on prevailing conditions. As described in the Mitigation Plan, adaptive management would be used to evaluate and modify the mitigation actions in the event that conditions assumed for the Mitigation Plan change or the performance review analysis determines that the plume is migrating in a way that is significantly different from previous predictions.

Per the Mitigation Plan, mitigation performance reviews will be conducted and submitted to ADEQ annually for the first five years of the Mitigation Plan actions and every five years thereafter. The frequency of mitigation performance reviews would revert back to annual if an action level established pursuant to the expanded groundwater monitoring program is exceeded at a time when mitigation performance reviews are submitted every five years. The annual reporting frequency would continue until a contingency action is taken or sulfate consistently drops below the action level, after which the frequency for mitigation performance reviews would return to every five years.

---

<sup>3</sup> PDCTSA stands for Phelps Dodge Concentrator Tailing Storage Area. Phelps Dodge Corporation operated the Copper Queen Branch when the Mitigation Order was issued.

## 2.0 REVIEW OF MITIGATION PLAN ACTIONS IN 2017

Mitigation Plan actions conducted in 2017 include expanded groundwater monitoring, long term plume monitoring, development of an implementation schedule for an alternate water supply, the ADWR well registry review, and a final contingent mitigation for a private drinking water supply. The expanded groundwater monitoring and long term groundwater monitoring programs gather information on sulfate concentrations and groundwater levels using a network of groundwater monitoring and private wells in the vicinity of the plume. Figures 2 and 3 show the locations of wells monitored under the Mitigation Plan and discussed in this report.

### 2.1 Expanded Groundwater Monitoring

The expanded groundwater monitoring program monitors the position of the plume in the immediate vicinity of the existing AWC and NWC public water supplies near Naco. An objective of the expanded groundwater monitoring program is to collect information on the rate of plume movement for use in contingency mitigation action planning.

CQB completed the installation of wells for the expanded groundwater monitoring program in 2015. Figure 3 shows that the monitoring wells installed for the expanded groundwater monitoring program are positioned at the western front, or leading edge, of the plume. The results of well installation, hydraulic testing, water level measurement, and water quality analyses of sulfate through the second quarter of 2015 were reported to ADEQ in August 2015 (Clear Creek Associates, 2015b). Subsequent sulfate and water level data for these wells are reported in annual groundwater monitoring reports submitted to ADEQ (Clear Creek Associates, 2016b, 2017a, and 2018).

The groundwater monitoring data collected at new and existing wells are used to track plume movement and sulfate concentration trends at the front of the plume for assessment of the potential for sulfate to affect a drinking water supply. The data will be also used to determine the velocity of the plume, which would be used to make sentinel well location and sulfate action level recommendations. The Mitigation Plan identified the following schedule of activities for the expanded groundwater monitoring program:

- install and test new monitoring wells by October 1, 2015, and complete eight quarters of sampling and analysis for sulfate by October 1, 2017,
- in consultation with AWC, develop a conceptual design and critical path analysis to identify the implementation timeframe for an alternate water supply by July 1, 2017. If

an alternate supply is determined to be infeasible, the conceptual design and critical path analysis will be developed for a large scale RO treatment system by July 1, 2017, and

- submit an action level report to ADEQ describing sentinel well and action level recommendations by April 1, 2018.

In February 2018, CQB requested that the action level report be postponed from April 1, 2018 to April 1, 2021 to allow time for additional groundwater monitoring (CQB, 2018). The additional data collection is needed to collect information on the in-situ plume velocity as discussed in Section 4.2.1. ADEQ approved the request to postpone submittal of the action level report but not the proposed April 2021 submittal date (ADEQ, 2018). Instead of the 2021 submittal date, ADEQ indicated it would review existing data and meet with CQB to identify a due date for the action level report.

The status of the contingency mitigation action planning activities for the expanded groundwater monitoring program is summarized in the table below.

| <b>CONTINGENCY MITIGATION<br/>ACTION PLANNING</b>     | <b>DUE DATE</b>  | <b>DATE SUBMITTED<br/>TO ADEQ</b> |
|---|------------------|-----------------------------------|
| Expanded Groundwater Monitoring Program               | October 1, 2015  | August 19, 2015                   |
| Water Supply Study                                    | July 1, 2016     | February 5, 2016                  |
| Implementation Schedule for an Alternate Water Supply | July 1, 2017     | June 22, 2017                     |
| Sentinel Well and Action Level Recommendations        | To Be Determined | To Be Determined                  |

Well installation and testing of the expanded groundwater monitoring program wells were completed in March 2015 and eight (8) quarters of baseline monitoring at the new wells was completed ahead of schedule in the fourth quarter of 2016. On completion of the baseline monitoring, the expanded groundwater monitoring program wells were added to the groundwater monitoring schedule (Table 1) for sampling twice per year in the first and third quarters per the recommendation in the performance review for 2016 (Clear Creek Associates, 2017b).

The water supply study was submitted to ADEQ in February 2016. The water supply study identified a feasible alternate water supply in the basin fill aquifer south of the AWC wellfield. In 2017, given the feasibility of a potential alternate water supply, CQB prepared and submitted to ADEQ a preliminary design and implementation schedule for development of an alternate water supply. The implementation schedule is reviewed in Section 2.3. Additionally, in 2017, CQB purchased a property south of the AWC wellfield that could be used as the location of an alternate water supply, if needed.

As discussed in Section 4.2.1, action level report containing sentinel well and sulfate action level recommendations will be developed when the results of the expanded groundwater monitoring program are sufficient to allow calculation of the velocity of the plume front. The mitigation performance review process will be used to assess the adequacy of expanded groundwater monitoring program data for determining the plume velocity. The due date for the action level report will be determined pending further discussions between CQB and ADEQ (ADEQ, 2018).

## **2.2 Long Term Plume Monitoring**

The long term plume monitoring program collects information on the distribution of sulfate and water level conditions in and around the plume. Public and private drinking water supplies are monitored to determine their sulfate concentration with respect to the 250 mg/L mitigation action objective. Water level and sulfate measurements are collected at monitoring wells throughout the plume to track the large scale geometry and concentration of the plume over time. The objectives of long term plume monitoring are:

- determination of the sulfate concentration in drinking water supplies within a one-mile radius of the outer edge of the sulfate plume (i.e., the 250 mg/L sulfate concentration contour),
- identification of the plume margin for ongoing delineation of the plume extent and assessment of plume migration (plume edge monitoring),
- documentation of the sulfate concentrations in the plume and areas distal to the plume to monitor long term concentration trends (regional monitoring), and
- measurement of water levels in the vicinity of the plume to document potentiometric conditions.

The long term plume monitoring program was implemented in 2015 pursuant to the Mitigation Plan. Figure 4 shows well locations and sampling frequencies for long term plume monitoring. The results of groundwater monitoring in 2017 were reported to ADEQ in the annual groundwater monitoring report (Clear Creek Associates, 2018). The long term plume monitoring program is conducted in conjunction with the expanded groundwater monitoring program (Section 2.1), which has similar objectives but focuses on public water supplies near Naco.

## **2.3 Implementation Schedule for an Alternate Water Supply**

The water supply study concluded that the basin fill aquifer south of the AWC wellfield has good potential as an alternate water supply based on the hydraulic and water quality testing results (Clear Creek Associates, 2016a). In 2017, CQB developed a preliminary design and



implementation schedule for development of an alternate supply, if needed (Clear Creek Associates and WestLand Resources, Inc., 2017). The implementation schedule was submitted to ADEQ June 2017 in accordance with the deliverable date in the Mitigation Plan.

The design and implementation schedule assumed that groundwater extraction wells would be installed on property approximately 1 mile south of the existing AWC wellfield and that a pipeline would be constructed to connect the extraction wells to the existing AWC wellfield infrastructure. In 2017, CQB proactively acquired land contiguous with and south of the existing AWC wellfield that could be used for extraction wells and a pipeline corridor for a potential alternate water supply, if needed. The land acquisition was not a requirement of the Mitigation Plan.

The implementation schedule estimates the time needed to develop an alternate drinking water supply on the CQB property and connect it to the existing AWC facilities. The implementation schedule considers activities such as the right of way development, permitting, well drilling, engineering design, contractor selection, construction of infrastructure, and post-construction approvals and commissioning that would be needed to develop the alternate drinking water supply and connect it to the existing AWC system. The implementation schedule indicates 48 months would be required to permit, build, and start the alternate water supply, if needed.

## **2.4 Annual ADWR Well Registry Records Review**

Groundwater wells installed in Arizona are required to be registered with ADWR. Under the Mitigation Plan, the ADWR well registry records are reviewed annually to identify new existing wells installed within one mile of the plume. The water use at new wells is determined from the ADWR registry record and by inquiry with the well owner. CQB offers to sample a new drinking water supply well within a mile of the plume and adds the well to the long term plume monitoring schedule. The ability to sample any new wells is dependent on permission from the well owner to access the well.

The results of the well registry review for 2017 are reported in the annual groundwater monitoring report for 2017 (Clear Creek Associates, 2018). The well registry review determined that there were no new drinking water supply wells within a mile of the plume in 2017.

## **2.5 Contingent Mitigation of Drinking Water Supplies**

Section III.E of the Mitigation Order indicates that drinking water supply mitigation applies to existing drinking water supplies that are determined to be affected based on the results of water sampling and analysis. Contingent mitigation of drinking water supplies, if needed, is used to

provide a drinking water supply meeting the mitigation action objective of 250 mg/L sulfate. As described in the FS and the Mitigation Plan, the term “contingent” is used because it is uncertain whether a drinking water supply will be affected in the future. CQB monitors public and private drinking water supplies under the long term plume monitoring program (Section 2.2) and would mitigate a drinking water supply that monitoring data indicate has an average concentration of sulfate greater than 250 mg/L.

In 2017, the final mitigation action was completed for drinking water supply well POWER 639. POWER 639 was determined to have an average sulfate concentration greater than 250 mg/L in 2014. Pursuant to the Mitigation Order, CQB provided bottled drinking water to the resident well owner and an interim mitigation action report was submitted to ADEQ (CQB, 2014). In 2015, the owner of POWER 639 was offered connection to AWC water supply as a final mitigation action. The owner of POWER 639 accepted the offer of connection to the AWC water supply in 2016 and CQB contracted with AWC to extend service to POWER 639. On August 25, 2017 the residence once served by POWER 639 was connected to AWC service. CQB submitted a mitigation action report for POWER 639 to ADEQ on August 30, 2017 (CQB, 2017).

### 3.0 ANALYSIS OF GROUNDWATER MONITORING DATA

The results of groundwater monitoring in 2017 are evaluated to characterize the extent and migration of the plume, including results from the expanded groundwater monitoring program.

#### 3.1 Hydrogeologic Setting

The hydrogeology in the vicinity of the plume is described in detail in the Aquifer Characterization Report (ACR) (Clear Creek Associates, 2010) prepared for the Mitigation Order. The following summary is provided to describe the general hydrogeologic framework in which the mitigation actions are conducted.

The CTSA is in the northeastern portion of the Bisbee-Naco physiographic basin south of the Mule Mountains (Figure 1). The Mule Mountains, Cerro La Muela, and Sierra San Jose form the northern, eastern, and southern margins of the basin, respectively. Approximately one-half of the physiographic basin lies in Mexico. The mountains surrounding the basin are composed of bedrock materials, and the basin area consists of clastic sediment, called basin fill, which is underlain by bedrock. Surface runoff from the Bisbee-Naco watershed drains into Greenbush Draw, which flows west to the Upper San Pedro River.

Groundwater occurs in two hydrostratigraphic units in the vicinity of the sulfate plume: basin fill and bedrock of the Bisbee Group. Figure 5 is a map of the surface geology of the area in the vicinity of the sulfate plume based on Hayes and Landis (1964). Basin fill is relatively permeable and consists of poorly to moderately cemented sand and gravel deposits formed by alluvial fans emanating from the mountains. The basin fill thickness increases from zero at the mountain fronts to approximately 635 feet in the central portion of the basin north of Naco. Bedrock of the Bisbee Group underlies the basin fill and consists of (from younger to older) the Cintura Formation, Mural Limestone, Morita Formation, and Glance Conglomerate. The bedrock has a low to moderate permeability compared to the basin fill, although massively bedded portions of the Mural Limestone may be relatively impermeable.

The sulfate plume extends southwest and south from the former evaporation pond to the vicinity of Naco and Bisbee Junction (Figure 1). West of the Black Gap fault, the sulfate plume is contained primarily within the basin fill, although elevated sulfate concentrations do extend into the underlying undifferentiated Bisbee Group in the central and northern portions of the plume. East of the Black Gap fault the sulfate plume is entirely within bedrock as the basin fill is unsaturated. On an area-wide basis, approximately half of the plume is contained in bedrock.

## 3.2 Sulfate Concentration Data

The sulfate data through 2017 were used to create concentration contour maps and time series graphs for evaluation of the plume extent and sulfate concentration trends over time. The sulfate data are collected for both the monitoring of drinking water supplies and for plume characterization. The determination of sulfate concentration at public and private drinking water supplies measures attainment of the mitigation action objective.

Sulfate data for plume characterization are collected at wells differentiated according to three monitoring purposes: lateral plume edge monitoring, plume edge monitoring beneath the plume, and regional monitoring, as identified in Table 1. Plume edge monitoring tracks the migration of the plume edge. Regional monitoring provides data for describing the long term evolution of the plume. The sulfate data used for this performance review are reported in the annual groundwater monitoring report for 2017 (Clear Creek Associates, 2018).

### 3.2.1 Contour Map of Sulfate Concentrations

Figures 6 and 7 are maps of inferred sulfate concentration contours for the third quarter of 2017. Figure 6 shows the site-wide distribution of sulfate, whereas Figure 7 focuses on the western, downgradient edge of the plume. The third quarter data are used to describe the distribution of sulfate because it is the quarter with the largest number and geographic coverage of sulfate measurements. Sulfate concentration contour maps for the site-wide distribution of sulfate in the first quarter of 2017 and of the west edge of the plume in the first quarter of 2017 are provided in the annual groundwater monitoring report (Clear Creek Associates, 2018).

The extent of the sulfate plume is defined to be the 250 mg/L sulfate concentration contour based on previous reporting for the Mitigation Order (e.g., Clear Creek Associates, 2010 and 2014). Figure 8 shows the sulfate concentration contour map reported for the third quarter of 2008 for comparison with the map for the third quarter of 2017. The overall extent of the plume in 2017 is similar to that in 2008. Sulfate concentration data collected from the close-spaced expanded groundwater monitoring program wells in 2014 and 2015 provided data for a better definition of the 250 mg/L sulfate concentration contour at the leading edge of the plume than was previously available. The expanded groundwater monitoring program data show the west edge of the plume to be irregularly shaped.

As discussed in the ACR (Clear Creek Associates, 2010) the plume has a vertical dimension. The vertical extent of the plume is determined from plume edge monitoring wells beneath the

footprint of the plume. These wells are evident on Figures 6, 7, and 8, as wells within the 250 mg/L sulfate concentration contour that have sulfate concentrations less than 250 mg/L.

### 3.2.2 Time Series Graphs of Sulfate Concentration at Public Drinking Water Supply Wells

Time series graphs of sulfate concentrations were prepared for public drinking water supply wells to compare concentrations to the mitigation action objective. Time series plots for sulfate were not made for private drinking water supply wells because they are assessed individually on a sample-by-sample basis each time they are sampled.

Figure 9 shows sulfate concentrations from 2008 through 2017 at public drinking water supply wells. The sulfate data indicate that concentrations are less than 250 mg/L in all public drinking water supply wells and that the mitigation action objective is being met. The sulfate concentration at the AWC wells were all less than 76 mg/L in 2017, and less than the 150 mg/L temporary sulfate action level set in the Mitigation Plan for the AWC wellfield. The NWC wells, NWC-02 and NWC-06, near Naco had sulfate concentrations less than 10 mg/L in 2017.

Sulfate concentrations have been relatively stable over time at AWC-02, AWC-04, AWC-05, NWC-02, and NWC-06. The sulfate concentration at AWC-03 increased from 41 mg/L to 77.1 mg/L between 2008 and January 2015, decreased to between 44 mg/L and 56 mg/L in late 2015 and 2016, and ranged from 57 mg/L to 75 mg/L in 2017. Sulfate concentrations at NWC-04, near Bisbee Junction, which is believed to be at the receding edge of the plume, ranged between 180 mg/L and 200 mg/L in 2017.

### 3.2.3 Time Series Graphs of Sulfate Concentration at Monitoring Wells

The monitoring purpose of wells sampled for the Mitigation Plan is listed on Table 1. Time series graphs for plume edge monitoring wells illustrate sulfate trends in wells outside of and proximal to the plume, whereas plots for selected regional monitoring wells illustrate sulfate trends at locations within the plume.

#### *3.2.3.1 Lateral Plume Edge Monitoring Wells*

Sulfate concentrations over time for lateral plume edge monitoring wells on the north, south, and east of the plume are shown on Figure 10. Lateral plume edge monitoring wells on the west side of the plume, excluding wells installed for the expanded groundwater monitoring program, are shown on Figure 11. The lateral plume edge wells in Figures 10 and 11 are screened in both the basin fill and the bedrock aquifers. Figure 12 is a graph of sulfate concentrations over time in

lateral plume edge monitoring wells of the expanded groundwater monitoring program in basin fill on the west edge of the plume.

The data from lateral plume edge wells north, south, and east of the plume demonstrate that sulfate concentrations have remained relatively steady over the period of record, although concentrations in BMO-2008-3B and COB WL have declined since 2013 and concentrations in TM-07 vary over a large range over time (Figure 10). Sulfate concentrations are not expected to increase in these wells because the plume is migrating primarily to the west based on groundwater flow directions inferred from measured hydraulic gradients (Section 3.3).

Wells BMO-2008-5B, BMO-2008-5M, and BMO-2008-6M are the only lateral plume edge wells west of the plume that display increasing concentrations over the period of record (Figure 11). Linear trend lines through the sulfate data for these wells indicate average rates of increase ranging from 4.7 mg/L per year at BMO-2008-5M to 7.9 mg/L per year at BMO-2008-5B. The west edge of the plume is the advancing front of the plume so an increasing trend in the sulfate concentrations of some wells on the west edge of the plume is expected. The purpose of the expanded groundwater monitoring program is to document concentration trends and plume migration in detail at the west edge of the plume near the AWC wellfield.

Sulfate concentrations decreased slightly or were steady in wells installed in basin fill west of the plume for the expanded groundwater monitoring program (Figure 12). Figure 12 omits the results of initial samples collected in 2014 because the sulfate concentrations were inconsistent with the subsequent baseline sampling data, possibly due to incomplete well development prior to sampling. The expanded groundwater monitoring program wells straddle the front of the plume as evidenced by wells with concentrations greater than 250 mg/L sulfate and wells with concentrations less than 250 mg/L. The lack of increasing trends in wells with sulfate less than 250 mg/L indicates there was no measurable movement of the plume front from 2015 to 2017.

### *3.2.3.2 Plume Edge Monitoring Wells Below the Plume*

Sulfate concentrations over time for plume edge monitoring wells below the plume are shown on Figure 13. Five BMO monitoring wells are used to monitor sulfate concentrations below the plume. Sulfate concentrations in BMO-2008-4B, BMO-2008-7M, and BMO-2008-8M, west of the Black Gap fault, have been steady or decreasing over time. Sulfate concentrations in samples from BMO-2008-9M and BMO-2010-1M, east of the Black Gap fault, increased from 2008 to 2017. The sulfate concentrations in BMO-2008-9M and BMO-2010-1M in 2017 were 92 mg/L and 180 mg/L, respectively. Linear trend lines through the sulfate data for these wells indicate rates of increase ranging from 5.0 mg/L per year at BMO-2008-9M to 7.2 mg/L per year at BMO-2010-1M.

### 3.2.3.3 Regional Monitoring Wells in the Plume

Sulfate concentrations over time for selected regional monitor wells in the plume are shown on Figure 14. The regional monitoring wells are distributed along the axis of the plume from the vicinity of the CTSA to the downgradient edge of the plume.

Sulfate concentrations in the upgradient well BMO-2008-10GL declined from 1,320 mg/L in 2008 to 410 mg/L in 2015, although the sample collected in 2017 had a sulfate concentration of 1,810 mg/L. There was no increase in sulfate at the co-located well BMO-2008-10GU which had a concentration of approximately 2,000 mg/L in 2017, similar to the 2017 concentration at BMO-2008-10GL. The concentration increase in BMO-2008-10GL is coincident with an increase in groundwater elevation at the well (Section 3.3.2).

BMO-2008-08B, BMO-2008-13B, and BMO-2008-13M are in the middle of the plume. Sulfate concentrations declined in BMO-2008-8B for a year after its installation and have been relatively steady since 2010. Sulfate concentrations in BMO-2008-13B and BMO-2008-13M have not changed significantly between 2008 and 2017.

WEISKOPF 802 is in the downgradient portion of the plume. Sulfate concentrations in WEISKOPF 802 have increased over time from about 500 mg/L to 700 mg/L.

## 3.3 Groundwater Elevation Data

The groundwater elevation data are calculated using measurements of depth to water from surveyed measuring points at wells. The measurements of depth to water are made under static (non-pumping) conditions whenever possible. Water levels measured at wells that have been pumping, such as drinking water supply wells, may have a component of residual drawdown even though they were inactive when the water level was measured. Residual drawdown occurs when the water level in a well has not yet returned to its static level after pumping stops. In practice, the water level recovery in a well after pumping is a site-specific characteristic depending on the hydraulic properties of the aquifer and the well. Some degree of residual drawdown may be possible in measurements made at both the public and private drinking water supply wells. Appendix B contains a compilation of the water elevation data.

### 3.3.1 Contour Map of Groundwater Elevations

A site-wide water elevation contour map for the third quarter of 2017 is shown by Figure 15. Figure 16 is the water elevation map for the third quarter of 2008 for comparison with the 2016



map. The overall pattern of water elevation contours in the third quarter of 2017 is similar to the pattern exhibited by groundwater monitoring data since 2008. In general, the groundwater elevation decreases from east to west, indicating groundwater flow to the west. The lateral hydraulic gradient, or change in water elevation per unit distance, is higher east of the Black Gap fault where the basin fill is unsaturated and groundwater is in bedrock. The lateral hydraulic gradient decreases west of the Black Gap fault where saturated basin fill overlies the bedrock.

Figure 17 shows water elevations in basin fill at the west edge of the plume in the third quarter 2017. The groundwater flow direction is westerly at the west edge of the plume, except at the AWC wellfield where a cone of depression occurs around the AWC extraction wells. The basin fill aquifer provides the majority of the water pumped for the public water supplies near Naco. The migration of the plume in the basin fill at the front of the plume is being studied by the expanded groundwater monitoring program. Maps of site-wide groundwater elevations in the first quarter of 2017 and elevations at the west edge of the plume in the first quarter of 2017 are in the annual groundwater monitoring report (Clear Creek Associates, 2018).

### 3.3.2 Hydrographs for Basin Fill Wells

Figure 18 shows hydrographs for selected BMO monitoring wells in basin fill. These wells are distributed over the western portion of the plume. Groundwater elevations in basin fill monitoring wells decreased from approximately 2008 to 2013 and were relatively steady from 2013 to 2016. The late 2016 and 2017 data for BMO-2008-3B, BMO-2008-4B, BMO-2008-5B, and BMO-2008-13B appear to show a resumption of the water level decline. A seasonal pattern characterized by summer low and winter high water levels is evident at some of the basin fill wells. The water elevation difference between hydrographs for the basin fill wells is relatively uniform over time, indicating that the elevation difference and, consequently, the hydraulic gradient between the wells remains the same over time.

The cause of the decline in water elevations in the basin fill wells from 2008 to 2013 is interpreted to be a long term drought condition that reduced the amount of natural recharge to the aquifers. The decline in water elevations stopped in 2013 due to groundwater recharge from relatively high annual precipitation from 2013 to 2015. Precipitation in 2016 and 2017 was less than between 2013 and 2015, possibly accounting for the apparent resumption of water table declines in some wells.

Hydrographs for wells installed in basin fill at the west edge of the plume for the expanded groundwater monitoring program are shown on Figure 19. Water elevation data for the



expanded groundwater monitoring wells show that water elevation changes are consistent between the wells. The consistency in water elevation data indicate that groundwater flow directions and hydraulic gradients are not changing over time.

### 3.3.3 Hydrographs for Bedrock Wells

Hydrographs for BMO series monitoring wells in bedrock are shown by Figure 20. Although the scale of the groundwater elevation axis of Figure 20 obscures small scale patterns, the graph does show that large water level increases occurred at BMO-2008-10GU and BMO-2008-10GL since 2013. These co-located wells are at the south end of the CTSA. Figure 20 also shows a long term decreasing trend at BMO-2008-1G and a long term increasing trend at BMO-2008-11G. As explained in the ACR, BMO-2008-11G is interpreted to be completed in a different aquifer unit than the other bedrock wells.

Figure 21 shows groundwater elevations for the group of bedrock wells with water elevations between 4,420 feet and 4,520 feet, excluding BMO-2008-10GU and BMO-2010-10GL. The graph illustrates two water elevation patterns that can be associated with well location and hydrostratigraphy. Wells BMO-2008-9M, BMO-2010-1M, BMO-2010-2M, and BMO-2012-1M had decreasing elevations until 2013 and then increased between 10 feet and 20 feet until 2016. These wells are east of the Black Gap fault where the basin fill is unsaturated.

In contrast to the wells east of the Black Gap fault, water elevations in wells BMO-2008-5M, BMO-2008-6M, BMO-2008-7M, BMO-2008-8M, BMO-2008-9M, BMO-2008-13M, and BMO-2010-3M, west of the Black Gap fault, declined until 2013 were relatively steady from 2013 to 2016, and declined slightly from 2016 to 2017. The wells west of the Black Gap fault are in bedrock overlain by saturated basin fill and exhibit water level patterns are similar to those shown by basin fill monitoring wells (Figure 20). The water level changes in wells west of the Black Gap fault since 2013 is on the order of several feet, which is less than the changes in wells east of the Black Gap fault. The differing water level patterns between the two groups of bedrock wells is due to the saturation condition of the overlying basin fill, with bedrock wells which lack saturated basin fill showing more a more extreme response to the recharge events between 2013 and 2015.

## **3.4 Assessment of Plume Migration**

Sulfate concentration maps for 2017 and 2008 do not show significant differences in the site-wide extent of the 250 mg/L sulfate concentration contour (Figures 6 and 8), indicating that the plume has not changed significantly since the start of comprehensive monitoring under the

Mitigation Order. However, sulfate data collected from the additional wells installed for the expanded groundwater monitoring program indicate a more irregular front than was evident before the wells were installed (Figures 6 and 7).

Sulfate concentrations at western plume edge wells BMO-2008-5B, BMO-2008-5M, and BMO-2008-6M show rates of increase ranging from approximately 5 mg/L per year to 8 mg/L per year (Figure 11). The lack of sulfate concentration changes in the expanded groundwater monitoring program wells is evidence that there has been no plume migration at these wells since they were installed in 2014 and 2015 (Figure 12). These data indicate that sulfate increases at the front of the plume are gradual, suggesting a diffuse plume front rather than a sharp concentration front which would be associated with rapid concentration increases.

Water level data indicate that groundwater flow directions and the site-wide hydraulic gradient have not changed significantly between 2008 and 2016 (Figure 15 and 16). The implication of the steady flow directions and hydraulic gradient is that the direction and rate of plume migration have been steady over time and remain consistent with the conceptual site model described in the ACR.

The direction and rate of movement of the plume are important factors for contingency mitigation planning. The sulfate plume is expected to migrate to the west at the average groundwater flow velocity because sulfate as a soluble salt that does not adsorb or precipitate in the aquifer. However, because the plume has been in its current approximate position since the 2008 when environmental monitoring for the Mitigation Order began, there are no in-situ measurements of the plume velocity as the plume has not been observed migrating between two locations. For this reason, prior estimates of the plume velocity are based solely on calculations using average hydraulic properties. Previously, the migration rate of the plume front was estimated to be approximately 50 to 100 feet per year based on hydraulic gradients in 2010 and 2011, an average hydraulic conductivity of 28.1 feet per day for basin fill at the front of the plume, and a porosity of 25% (Clear Creek Associates, 2014).

The expanded groundwater monitoring program (Section 2.1) installed wells at the front of the plume to document the rate at which the plume moves between the wells and to examine the rate of change of sulfate concentrations in the wells as concentrations approach and exceed 250 mg/L. To date, however, the sulfate concentration data for the expanded groundwater monitoring program wells do not show movement of the plume front nor are sulfate concentrations increasing at those wells (Figure 12). For these reasons, the data are insufficient for measuring the in-situ plume velocity and additional monitoring is needed to collect the

needed information. Monitoring and data analysis are ongoing to evaluate the in-situ plume velocity and concentration trends.

The in-situ plume velocity and concentration trend data are to be used to develop sentinel well and sulfate action level recommendations. The sentinel well and action level recommendations will identify the groundwater monitoring locations and associated average sulfate concentration levels which, if exceeded, would trigger implementation of the contingent mitigation action for the AWC. The action level for a sentinel well would be an average concentration, to be verified by repeated samplings, set with the objective of providing sufficient lead time to allow the design, permitting, construction, and startup of the mitigation action prior to sulfate exceeding 250 mg/L at a public supply.

The intent of the Mitigation Plan was that sentinel wells and action levels would be selected based on the in-situ velocity and direction of plume migration, the rate of change of sulfate concentration at the front of the plume, and the duration of the implementation schedule for the mitigation action. For example, multiplying the 48-month implementation schedule by the plume velocity provides a preliminary estimate of the distance from the AWC water supply that a sentinel well with a 250 mg/L action level could be located to allow the time needed to implement the mitigation action. The rate of change of sulfate concentrations at a well as the 250 mg/L action level is approached and exceeded should also be considered in the setting of an action level. However, the plume velocity and rate of change of sulfate concentrations at the front of the plume are not yet quantified because there has been no discernable migration of the plume or change in sulfate concentrations since the completion of the expanded groundwater monitoring program wells in 2015.

## 4.0 ASSESSMENT OF MITIGATION ACTION PERFORMANCE

The performance of the mitigation action is assessed based on the attainment of the mitigation action objective (Section 1.2), and the progress of the groundwater monitoring and contingency mitigation action planning activities implemented under the Mitigation Plan.

### 4.1 Mitigation Action Objective

The mitigation action objective was met at public and private drinking water supply wells in 2017 (Figure 9). As discussed in Section 2.5, one private well was connected to the AWC water supply in 2017 as a final mitigation action.

The groundwater monitoring programs needed to assess attainment of the mitigation action objective at drinking water supplies are in place and ongoing. Groundwater monitoring data do not show evidence of plume migration that would present a near-term risk to either public or private drinking water supplies.

In 2017, a preliminary design and implementation schedule for an alternate water supply were completed, and land was acquired for the alternate supply, should a contingent mitigation be needed for the AWC water supply. The alternate water supply would be used to meet the mitigation action objective, if needed.

### 4.2 Groundwater Monitoring Programs

The groundwater monitoring programs collect and report the sulfate concentration and water level data. These data are used to evaluate the sulfate concentrations of drinking water supplies, and to understand and predict plume migration.

#### 4.2.1 Expanded Groundwater Monitoring

The expanded groundwater monitoring program is an ongoing study that tests monitor wells at the leading edge of the plume to quantify the rate of plume migration, sulfate concentration trends, and hydrogeologic conditions in the vicinity of Naco area public water supplies. The data developed by the expanded groundwater monitoring program will be used along with the implementation schedule for an alternate water supply to identify sentinel well locations and set action levels for sulfate that could trigger mitigation actions for the Naco area public water supplies.

The intent of the expanded groundwater monitoring program is to use the in-situ plume velocity and the rate of change of sulfate, as determined from groundwater monitoring data, to estimate

how far from the AWC wellfield sentinel wells should be placed to allow implementation of an alternate supply within the duration of the implementation schedule.

Determination of the in-situ plume velocity based on monitoring data is taking longer than was considered in the Mitigation Plan, which scheduled a submittal date of April 2018 for sentinel well and action level recommendations. For example, it could take 3.5 to 10 years to observe the front arrival at BMO-2014-1 and BMO-2014-4 wells assuming previously calculated groundwater flow velocities of 50 to 100 feet per day and travel distances of 350 to 500 feet as shown on Figure 7.

Consequently, CQB asked ADEQ to postpone submittal of the action level report because groundwater monitoring results were insufficient for calculation of the plume velocity (CQB, 2018). ADEQ approved CQB's request to postpone submittal of the action level report in April 2018 and will work with CQB to revise the schedule (ADEQ, 2018)(ADEQ, 2018).

#### 4.2.2 Long Term Plume Monitoring

The groundwater monitoring program collects and reports sulfate concentrations in drinking water supplies, and sulfate concentration and water level data for plume evaluation. The groundwater monitoring program in 2017 met its objectives (Section 2.2) of documenting sulfate concentrations in drinking water supply wells and providing the data used to evaluate sulfate concentration and water elevations for the mitigation action (Sections 3.2 and 3.3).

Several additions to the groundwater monitoring schedule (Table 1) are recommended based on review of the annual groundwater monitoring report and sampling schedule for 2017. The additions are as follows:

- water level only measurements in the first quarter at the ECHAVE,
- water level only measurements in the first and third quarters at LADD 635,
- sampling and water level measurement in the first quarter at ROGERS E, and
- sampling and water level measurement in the first quarter at KEEFER as this well was within 2,000 feet of the plume in 2017.

These additions will provide more complete sulfate and water level data at the west front of the plume.

### **4.3 Implementation Schedule for an Alternate Water Supply**

The preliminary design and implementation schedule for an alternate water supply was completed and reported to ADEQ in 2017. The results indicate that an alternate supply can be permitted, constructed, and commissioned in 48 months, if needed.

### **4.4 Assessment of Mitigation Performance**

The mitigation action is meeting the mitigation action objective and is judged to be performing as expected based on the results of groundwater monitoring and the progress of contingency mitigation action planning. The contingency planning components of the Mitigation Plan have been implemented on schedule with the exception of the sentinel well and action level recommendations, which will be completed when adequate data are available as discussed above. Based on the currently available information, there is no need to modify the mitigation action at this time.

## 5.0 REFERENCES

- Arizona Department of Environmental Quality (ADEQ). 2007. Mitigation Order on Consent Docket No. P-121-07, In the Matter of: Phelps Dodge Corporation, Copper Queen Branch, located at 36 West Highway 92, Bisbee, Arizona, ADEQ Identification Number 100531. November 14, 2007.
- ADEQ. 2012. Correspondence from Mindi Cross, ADEQ, to Rebecca Sawyer, CQB, Re: Seventeenth Status Report for Mitigation Order on Consent No. P-121-07; Freeport-McMoRan Corporation, Copper Queen Branch August 17, 2012 response letter for travel time analysis for the sulfate plume and proposed schedule for the Feasibility Study and Mitigation Plan; and Feasibility Study and Mitigation Plan for Drinking Water Supplies Affected By Sulfate Mitigation on Consent Docket No. 121-07, prepared by Clear Creek Associates, P.L.C., dated March 28, 2012. October 10, 2012.
- ADEQ. 2014. Correspondence from Mindi Cross, ADEQ, to Stuart Brown, Freeport-McMoRan Copper & Gold, Re: Review of Feasibility Study Report, Mitigation Order on Consent Docket No. P-121-07, Arizona, dated July 30, 2013, prepared by Clear Creek Associates, P.L.C. April 2, 2014.
- ADEQ. 2015. Email correspondence from Madeline Keller, ADEQ, to William Hart, CQB. Re: Mitigation Order on Consent No. P-127-07. March 11, 2015.
- ADEQ, 2018. Correspondence from Dave Lelsz, ADEQ, to Fernando Alday, CQB, Re: Postponing the April 1, 2018 due date for the action level report for the Mitigation Plan for Mitigation Order P-121-07, your letter of February 20, 2018. March 12, 2018.
- Clear Creek Associates. 2010. Revision I Aquifer Characterization Report, Task 4.0 of Aquifer Characterization Plan, Mitigation Order on Consent Docket No. P-121-07, Cochise County, Arizona, Volumes I and II. December 15, 2010.
- Clear Creek Associates. 2012. Feasibility Study and Mitigation Plan for Drinking Water Supplies Affected by Sulfate, Mitigation Order on Consent Docket No. P-121-07. March 28, 2012.
- Clear Creek Associates. 2014. Feasibility Study for Drinking Water Supplies that may be Affected by Sulfate in the Future, Mitigation Order on Consent Docket No. P-121-07. May 28, 2014.
- Clear Creek Associates. 2015a. Mitigation Plan for Sulfate with Respect to Drinking Water Supplies, Revision 1, Mitigation Order on Consent Docket No. P-121-07. March 6, 2015.
- Clear Creek Associates. 2015b Results of Well Installation and Groundwater Monitoring Through the Second Quarter of 2015 for the Expanded Groundwater Monitoring Program, Monitoring, Mitigation Order on Consent Docket No. P-121-07. August 19, 2015.

- Clear Creek Associates. 2016a. Exploration Drilling and Hydraulic Testing for Water Supply Study, Mitigation Order on Consent Docket No. P-121-07. February 5, 2016.
- Clear Creek Associates. 2016b. Annual Groundwater Monitoring Report for 2015, Mitigation Order on Consent Docket No. P-121-07. March 1, 2016.
- Clear Creek Associates. 2017a. Annual Groundwater Monitoring Report for 2016, Mitigation Order on Consent Docket No. P-121-07. March 1, 2017.
- Clear Creek Associates. 2017b. Mitigation Performance Review for 2016, Mitigation Order on Consent Docket No. P-121-07. April 12, 2017.
- Clear Creek Associates. 2018. Annual Groundwater Monitoring Report for 2017, Mitigation Order on Consent Docket No. P-121-07. February 23, 2018.
- Clear Creek Associates and WestLand Resources, Inc. 2017. Implementation Schedule for an Alternate Water Supply, Mitigation Order on Consent Docket No. P-121-07. June 22, 2017.
- Copper Queen Branch (CQB). 2013. Correspondence from Rebecca A. Sawyer, CQB, to Mindi Cross, ADEQ, Re: Mitigation Order on Consent No. P-121-07, Private Well Mitigation. March 7, 2013.
- CQB. 2014. Correspondence from Robert Quintanar, CQB, to Mindi Cross, ADEQ, Subject: Interim Action Report for Power Well, Mitigation Order on Consent No. P-121-07. March 24, 2014.
- CQB. 2017. Correspondence from Fernando Alday, CQB, to Nirupma Bhati, ADEQ, Re: Mitigation Action Report for POWER 639 Well (ADWR 55-222639), Mitigation Order on Consent No. P-121-07. August 30, 2017.
- CQB, 2018. Correspondence from Fernando Alday, CQB, to David Lelsz, ADEQ, Re: Request to Postpone Action Level Report, Mitigation Order on Consent No. P-121-07. February 20, 2018.
- Hayes, P.T. and E.R. Landis. 1964. Geologic Map of the Southern Part of the Mule Mountains, Arizona. United States Geological Survey Miscellaneous Geologic Investigations Map-418.



## **TABLES**

**TABLE 1**  
**Groundwater Monitoring Schedule**

| Well Name     | ADWR 55 Registry Number | Well Use | Monitoring Purpose | Semiannual Sampling First Quarter | Annual Sampling Third Quarter | Biennial Sampling Third Quarter |
|---------------|-------------------------|----------|--------------------|-----------------------------------|-------------------------------|---------------------------------|
| ANDERSON 396  | 613396                  | PNDW     | RM                 | WLO                               | WLO                           | ✓                               |
| ANDERSON 458  | 221458                  | PDWS     | DWS (Mit)          |                                   | ✓                             |                                 |
| ASLD 435      | 616435                  | STOCK    | RM                 | WLO                               | WLO                           |                                 |
| AWC-02        | 616586                  | PWS      | DWS (>2000)        | ✓                                 | ✓                             |                                 |
| AWC-03        | 616585                  | PWS      | DWS (>2000)        | ✓                                 | ✓                             |                                 |
| AWC-04        | 616584                  | PWS      | DWS (>2000)        | ✓                                 | ✓                             |                                 |
| AWC-05        | 590620                  | PWS      | DWS (>2000)        | ✓                                 | ✓                             |                                 |
| BANKS 986     | 647986                  | PDWS     | DWS (>2000)        |                                   | ✓                             |                                 |
| BANKS 987     | 647987                  | PNDW     | RM                 | WLO                               | WLO                           |                                 |
| BARTON 919    | 644919                  | PNDW     | RM                 | WLO                               | WLO                           |                                 |
| BIMA          | 577927                  | PNDW     | RM                 |                                   |                               | ✓                               |
| BMO-2008-1G   | 909474                  | MW       | PE (Lateral)       | ✓                                 | ✓                             |                                 |
| BMO-2008-3B   | 909147                  | MW       | PE (Lateral)       | ✓                                 | ✓                             |                                 |
| BMO-2008-4B   | 910096                  | IRR      | PE (Below)         | WLO                               | ✓                             |                                 |
| BMO-2008-5B   | 909653                  | PDWS     | DWS (<2000)        | ✓                                 | ✓                             |                                 |
| BMO-2008-5M   | 909552                  | MW       | PE (Lateral)       | ✓                                 | ✓                             |                                 |
| BMO-2008-6B   | 909146                  | MW       | PE (Lateral)       | ✓                                 | ✓                             |                                 |
| BMO-2008-6M   | 909019                  | MW       | PE (Lateral)       | ✓                                 | ✓                             |                                 |
| BMO-2008-7M   | 908794                  | MW       | PE (Below)         | WLO                               | ✓                             |                                 |
| BMO-2008-8B   | 910097                  | MW       | RM                 | WLO                               | WLO                           | ✓                               |
| BMO-2008-8M   | 909711                  | MW       | PE (Below)         | WLO                               | ✓                             |                                 |
| BMO-2008-9M   | 909255                  | MW       | PE (Below)         | WLO                               | ✓                             |                                 |
| BMO-2008-10GL | 909435                  | MW       | RM                 | WLO                               | WLO                           | ✓                               |
| BMO-2008-10GU | 909272                  | MW       | RM                 | WLO                               | WLO                           | ✓                               |
| BMO-2008-11G  | 909434                  | MW       | PE (Lateral)       | ✓                                 | ✓                             |                                 |
| BMO-2008-13B  | 909551                  | MW       | RM                 | WLO                               | WLO                           | ✓                               |
| BMO-2008-13M  | 909760                  | MW       | RM                 | WLO                               | WLO                           | ✓                               |
| BMO-2010-1M   | 219957                  | MW       | PE (Below)         | WLO                               | ✓                             |                                 |
| BMO-2010-2M   | 219958                  | MW       | RM                 | WLO                               | WLO                           | ✓                               |
| BMO-2010-3B   | 219970                  | MW       | PE (Lateral)       | ✓                                 | ✓                             |                                 |
| BMO-2010-3M   | 219969                  | MW       | PE (Lateral)       | ✓                                 | ✓                             |                                 |
| BMO-2012-1M   | 221388                  | MW       | PE (Lateral)       | ✓                                 | ✓                             |                                 |
| BMO-2014-1BL  | 917393                  | MW       | PE (Lateral)       | ✓                                 | ✓                             |                                 |
| BMO-2014-1BU  | 917394                  | MW       | PE (Lateral)       | ✓                                 | ✓                             |                                 |
| BMO-2014-2BL  | 917452                  | MW       | PE (Lateral)       | ✓                                 | ✓                             |                                 |
| BMO-2014-2BU  | 917453                  | MW       | PE (Lateral)       | ✓                                 | ✓                             |                                 |
| BMO-2014-3BL  | 917527                  | MW       | PE (Lateral)       | ✓                                 | ✓                             |                                 |
| BMO-2014-3BU  | 917494                  | MW       | PE (Lateral)       | ✓                                 | ✓                             |                                 |
| BMO-2014-4B   | 917620                  | MW       | PE (Lateral)       | ✓                                 | ✓                             |                                 |
| BMO-2014-4BL  | 917619                  | MW       | PE (Lateral)       | ✓                                 | ✓                             |                                 |
| BMO-2015-1B   | 917622                  | MW       | PE (Lateral)       | ✓                                 | ✓                             |                                 |
| BMO-2015-1BL  | 917621                  | MW       | PE (Lateral)       | ✓                                 | ✓                             |                                 |
| BMO-2015-2B   | 917827                  | MW       | PE (Lateral)       | ✓                                 | ✓                             |                                 |
| BMO-2015-2BL  | 917828                  | MW       | PE (Lateral)       | ✓                                 | ✓                             |                                 |
| BOOTH         | 914931                  | PDWS     | DWS (<2000)        | ✓                                 | ✓                             |                                 |
| BURKE         | 212268                  | PDWS     | DWS (>2000)        |                                   | ✓                             |                                 |
| CHAMBERS      | 629807                  | PDWS     | DWS (>2000)        |                                   | ✓                             |                                 |
| COB MW-1B     | 225906                  | MW       | RM                 | WLO                               | WLO                           | ✓                               |
| COB MW-2      | 903984                  | MW       | PE (Lateral)       | ✓                                 | ✓                             |                                 |
| COB MW-3      | 906823                  | MW       | RM                 | WLO                               | ✓                             |                                 |
| COB WL        | 593116                  | MW       | PE (Lateral)       | ✓                                 | ✓                             |                                 |
| COOPER        | 623564                  | PDWS     | DWS (<2000)        | ✓                                 | ✓                             |                                 |

**TABLE 1**  
**Groundwater Monitoring Schedule**

| Well Name     | ADWR 55 Registry Number | Well Use | Monitoring Purpose | Semiannual Sampling First Quarter | Annual Sampling Third Quarter | Biennial Sampling Third Quarter |
|---------------|-------------------------|----------|--------------------|-----------------------------------|-------------------------------|---------------------------------|
| COOPER C      | 637069                  | MW       | RM                 |                                   | ✓                             |                                 |
| DODSON        | 644927                  | PDWS     | DWS (<2000)        | ✓                                 | ✓                             |                                 |
| DOUGLASS 791  | 592791                  | PNDW     | RM                 |                                   | WLO                           |                                 |
| DOUGLASS 792  | 592792                  | PNDW     | RM                 |                                   | WLO                           |                                 |
| EAST          | 599796                  | PDWS     | DWS (>2000)        |                                   | ✓                             |                                 |
| ECHAVE        | 219449                  | PDWS     | DWS (>2000)        | WLO                               | ✓                             |                                 |
| EPPELE 641    | 805641                  | PDWS     | DWS (>2000)        |                                   | ✓                             |                                 |
| FRANCO 383    | 221383                  | PDWS     | DWS (Mit)          |                                   | ✓                             |                                 |
| FULTZ         | 212447                  | PDWS     | RM                 |                                   | ✓                             |                                 |
| GARNER 557    | 558557                  | PNDW     | RM                 | WLO                               | WLO                           |                                 |
| GARNER 635    | 587635                  | PDWS     | DWS (Mit)          |                                   | ✓                             |                                 |
| GOAR RANCH    | 610695                  | PNDW     | RM                 | WLO                               | WLO                           |                                 |
| HOBAN         | 805290                  | MW       | RM                 | WLO                               | ✓                             |                                 |
| HOWARD NR     | NR                      | PNDW     | RM                 | WLO                               | WLO                           | ✓                               |
| HOWARD 312    | 221312                  | PDWS     | DWS (Mit)          |                                   | ✓                             |                                 |
| KEEFER        | 209744                  | PDWS     | DWS (<2000)        | ✓                                 | ✓                             |                                 |
| LADD 251      | 520251                  | PNDW     | RM                 | WLO                               | WLO                           |                                 |
| LADD 538      | 505538                  | PNDW     | RM                 | WLO                               | WLO                           |                                 |
| LADD 635      | 224635                  | STOCK    | RM                 | WLO                               | WLO                           |                                 |
| LADD 837      | 519837                  | PNDW     | RM                 | WLO                               | WLO                           |                                 |
| LADD 977      | 642977                  | STOCK    | RM                 | WLO                               | WLO                           |                                 |
| MARCELL       | NR                      | PNDW     | RM                 |                                   |                               | ✓                               |
| MCCONNELL 265 | 539265                  | PNDW     | RM                 | WLO                               | WLO                           | ✓                               |
| MCCONNELL 459 | 221459                  | PDWS     | DWS (Mit)          |                                   | ✓                             |                                 |
| METZLER       | 35-71891                | PNDW     | RM                 | WLO                               | WLO                           |                                 |
| MOORE         | 538847                  | PDWS     | DWS (>2000)        |                                   | ✓                             |                                 |
| NESS          | 509127                  | PDWS     | DWS (>2000)        |                                   | ✓                             |                                 |
| NOTEMAN       | 212483                  | PNDW     | RM                 |                                   |                               | ✓                               |
| NSD-02        | 527587                  | MW       | RM                 | WLO                               | WLO                           |                                 |
| NSD-03        | 527586                  | MW       | RM                 | WLO                               | WLO                           |                                 |
| NWC-02        | 562944                  | PWS      | DWS (>2000)        | ✓                                 | ✓                             |                                 |
| NWC-03 CAP    | 627684                  | PNDW     | RM                 | WLO                               | WLO                           |                                 |
| NWC-04        | 551849                  | PWS      | DWS (<2000)        |                                   | Quarterly                     |                                 |
| NWC-06        | 575700                  | PWS      | DWS (>2000)        | ✓                                 | ✓                             |                                 |
| OLMOS         | 224745                  | PDWS     | DWS                | WLO                               | ✓                             |                                 |
| OSBORN        | 643436                  | PDWS     | DWS (>2000)        |                                   | ✓                             |                                 |
| PALMER        | 578819                  | PDWS     | DWS (>2000)        |                                   | ✓                             |                                 |
| PANAGAKOS     | 35-76413                | PDWS     | PE (Lateral)       | ✓                                 | ✓                             |                                 |
| PARRA         | 576415                  | PNDW     | RM                 |                                   |                               | ✓                               |
| PIONKE 395    | 613395                  | PNDW     | RM                 | WLO                               | WLO                           | ✓                               |
| PIONKE 517    | 221517                  | PDWS     | DWS (Mit)          |                                   | ✓                             |                                 |
| POOL          | 509518                  | PDWS     | DWS (>2000)        |                                   | ✓                             |                                 |
| POWER 639     | 222639                  | PDWS     | DWS (<2000)        | ✓                                 | ✓                             |                                 |
| RAMIREZ       | 216425                  | PDWS     | DWS (>2000)        | WLO                               | ✓                             |                                 |
| RAY           | 803772                  | PDWS     | DWS (>2000)        |                                   | ✓                             |                                 |
| ROGERS 596    | 573596                  | PNDW     | RM                 | WLO                               | WLO                           |                                 |
| ROGERS 803    | 641803                  | PDWS     | DWS (<2000)        | ✓                                 | ✓                             |                                 |
| ROGERS E      | 216018                  | PDWS     | DWS (<2000)        | ✓                                 | ✓                             |                                 |
| RUIZ          | 531770                  | PDWS     | DWS (<2000)        | ✓                                 | ✓                             |                                 |
| SCHWARTZ      | 210865                  | PDWS     | DWS (<2000)        | ✓                                 | ✓                             |                                 |
| STEPHENS      | 808560                  | PNDW     | RM                 | WLO                               | WLO                           |                                 |
| SWAN          | NR                      | PDWS     | DWS (>2000)        |                                   | ✓                             |                                 |

**TABLE 1**  
**Groundwater Monitoring Schedule**

| Well Name    | ADWR 55 Registry Number | Well Use | Monitoring Purpose | Semiannual Sampling First Quarter | Annual Sampling Third Quarter | Biennial Sampling Third Quarter |
|--------------|-------------------------|----------|--------------------|-----------------------------------|-------------------------------|---------------------------------|
| THOMPSON 151 | 612151                  | PNDW     | RM                 | WLO                               | WLO                           |                                 |
| THOMPSON 341 | 218341                  | PDWS     | DWS (>2000)        |                                   | ✓                             |                                 |
| TM-02A       | 522574                  | MW       | RM                 | WLO                               | WLO                           | ✓                               |
| TM-06 MILLER | 522695                  | MW       | RM                 | WLO                               | WLO                           | ✓                               |
| TM-07        | 522576                  | MW       | PE (Lateral)       | ✓                                 | ✓                             |                                 |
| TM-10 USBP   | 522696                  | MW       | RM                 | ✓                                 | ✓                             |                                 |
| TM-15 MILLER | 522699                  | MW       | RM                 |                                   | ✓                             |                                 |
| TM-16        | 522578                  | MW       | RM                 | WLO                               | WLO                           | ✓                               |
| TM-19A       | 522580                  | MW       | RM                 |                                   | ✓                             |                                 |
| TM-42        | 562554                  | MW       | RM                 | WLO                               | WLO                           | ✓                               |
| TVI 236      | 802236                  | IRR      | PE (Lateral)       | ✓                                 | ✓                             |                                 |
| TVI 713      | 567713                  | PNDW     | RM                 | WLO                               | WLO                           |                                 |
| TVI 875      | 568875                  | IRR      | RM                 |                                   | ✓                             |                                 |
| WEED         | 544535                  | PDWS     | DWS (<2000)        | ✓                                 | ✓                             |                                 |
| WEISKOPF 802 | 641802                  | PNDW     | RM                 | WLO                               | WLO                           | ✓                               |
| WEISKOPF 897 | 220897                  | PDWS     | DWS (Mit)          |                                   | ✓                             |                                 |
| ZANDER       | 205126                  | PDWS     | DWS                | WLO                               | ✓                             |                                 |

Notes:

35-71891 ADWR 35 Database  
 ADWR Arizona Department of Water Resources  
 NR No Record

Well Use

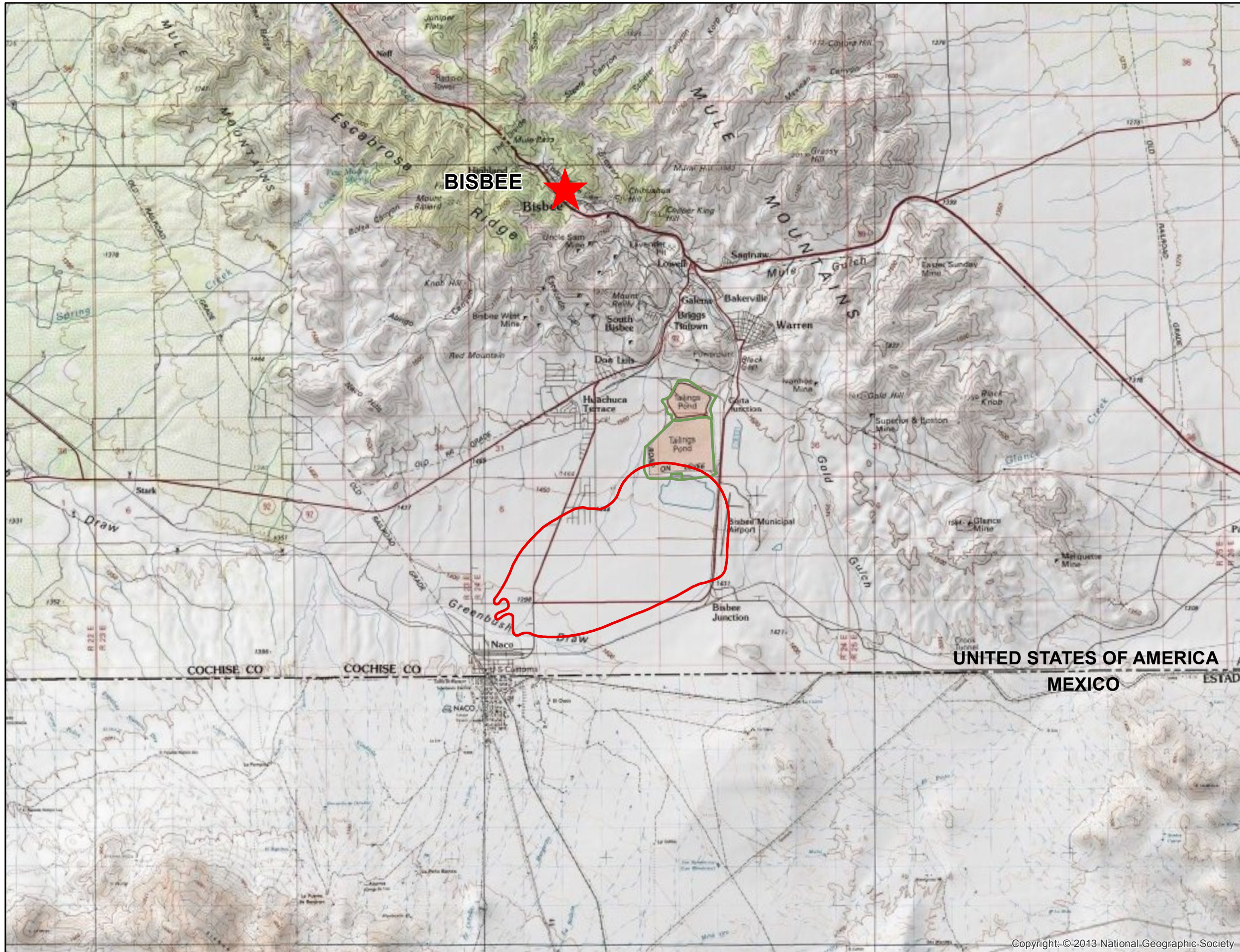
PWS Public Water Supply  
 PDWS Private Drinking Water Supply  
 PNDW Private Non-Drinking Water  
 IRR Irrigation  
 MW Monitoring Well  
 STOCK Stock-Wildlife Watering

Monitoring Purpose



DWS (<2000) Drinking Water Supply, Greater than 2000 feet from the plume  
 DWS (>2000) Drinking Water Supply, Less than 2000 feet from the plume  
 DWS (Mit) Drinking Water Supply, Mitigation well installed below plume  
 PE (Lateral) Plume Edge Monitoring, Lateral to plume  
 PE (Below) Plume Edge Monitoring, Below plume  
 RM Regional Monitoring  
 WLO Water Level Only

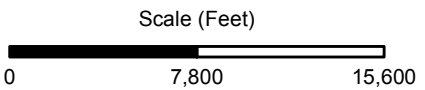
## **FIGURES**







**Legend**

-  CTSA Facility
-  Estimated 250 mg/L Sulfate Concentration Contour for Third Quarter 2017



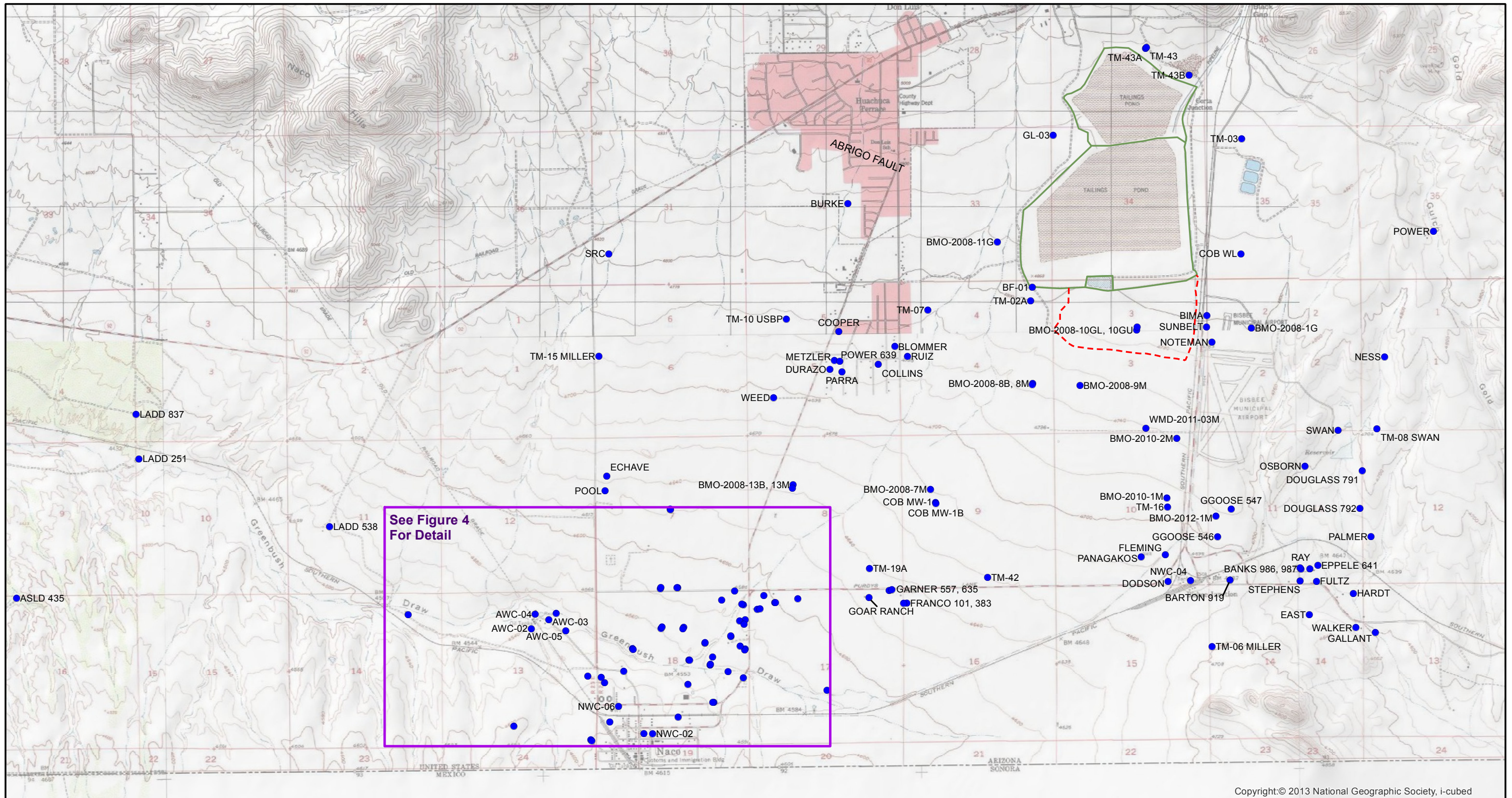
Notes:

Projection: UTM Zone 12N NAD83

|   |        |   |            |
|---|--------|---|------------|
| Date  | 2/1/18 | File ID   | 055038-511 |
|  |        |  |            |

**FIGURE 1  
PROJECT LOCATION MAP**

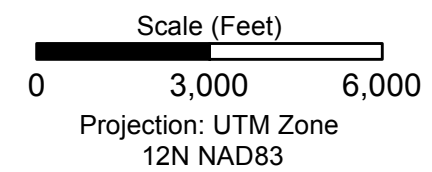




Copyright:© 2013 National Geographic Society, i-cubed

**Legend**

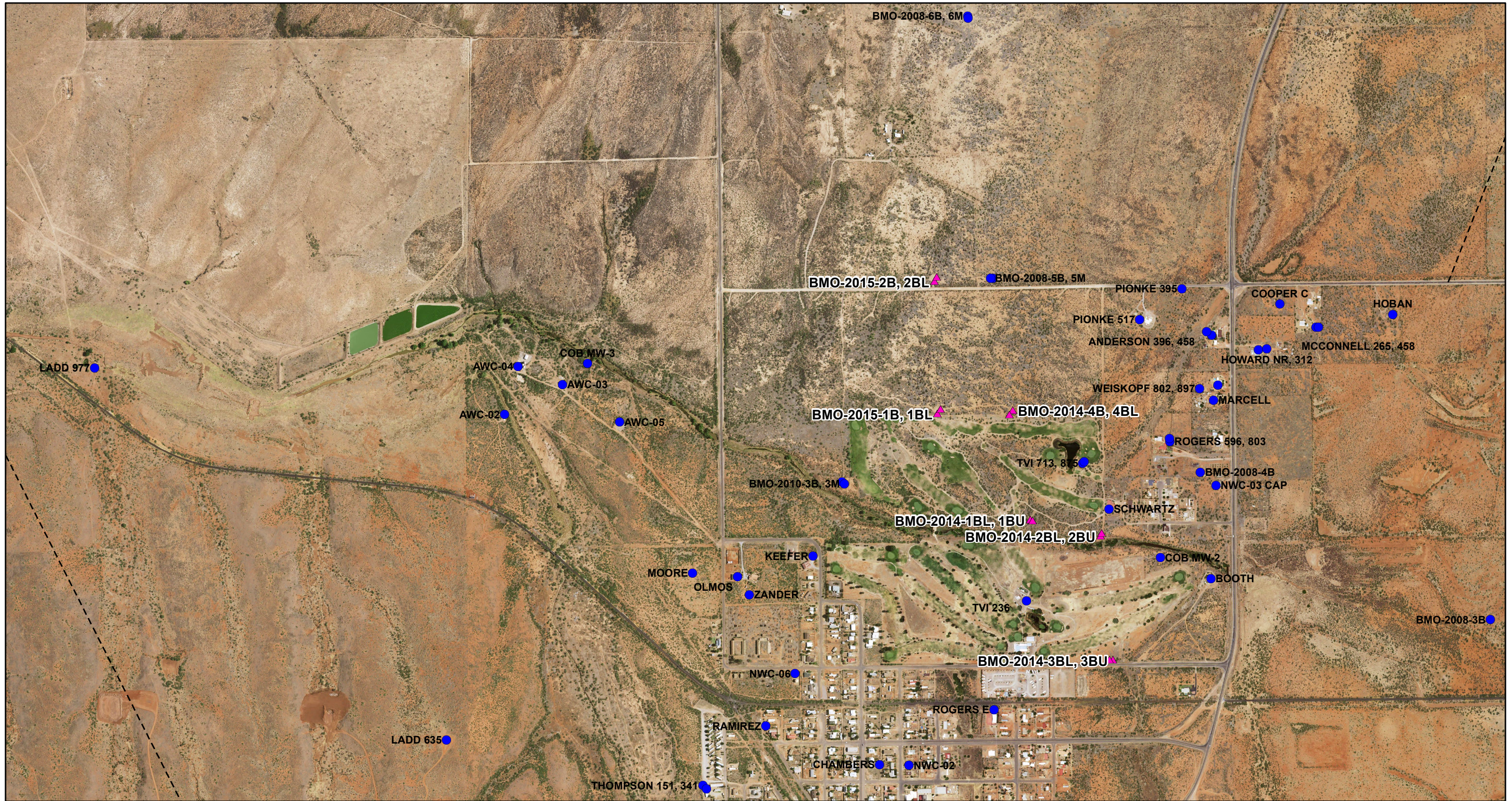
- Monitoring Location
- ▤ Former Evaporation Ponds
- CTSA Facility
- - - Fault (dashed where inferred)



|      |         |         |            |
|------|---------|---------|------------|
| Date | 2/22/18 | File ID | 055038-357 |
|      |         |         |            |

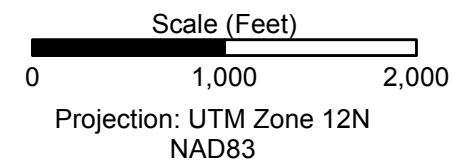
**FIGURE 2**  
GROUNDWATER  
MONITORING LOCATIONS





**Legend**

- ▲ Expanded Goundwater Monitoring Program Well
- Existing Well Location



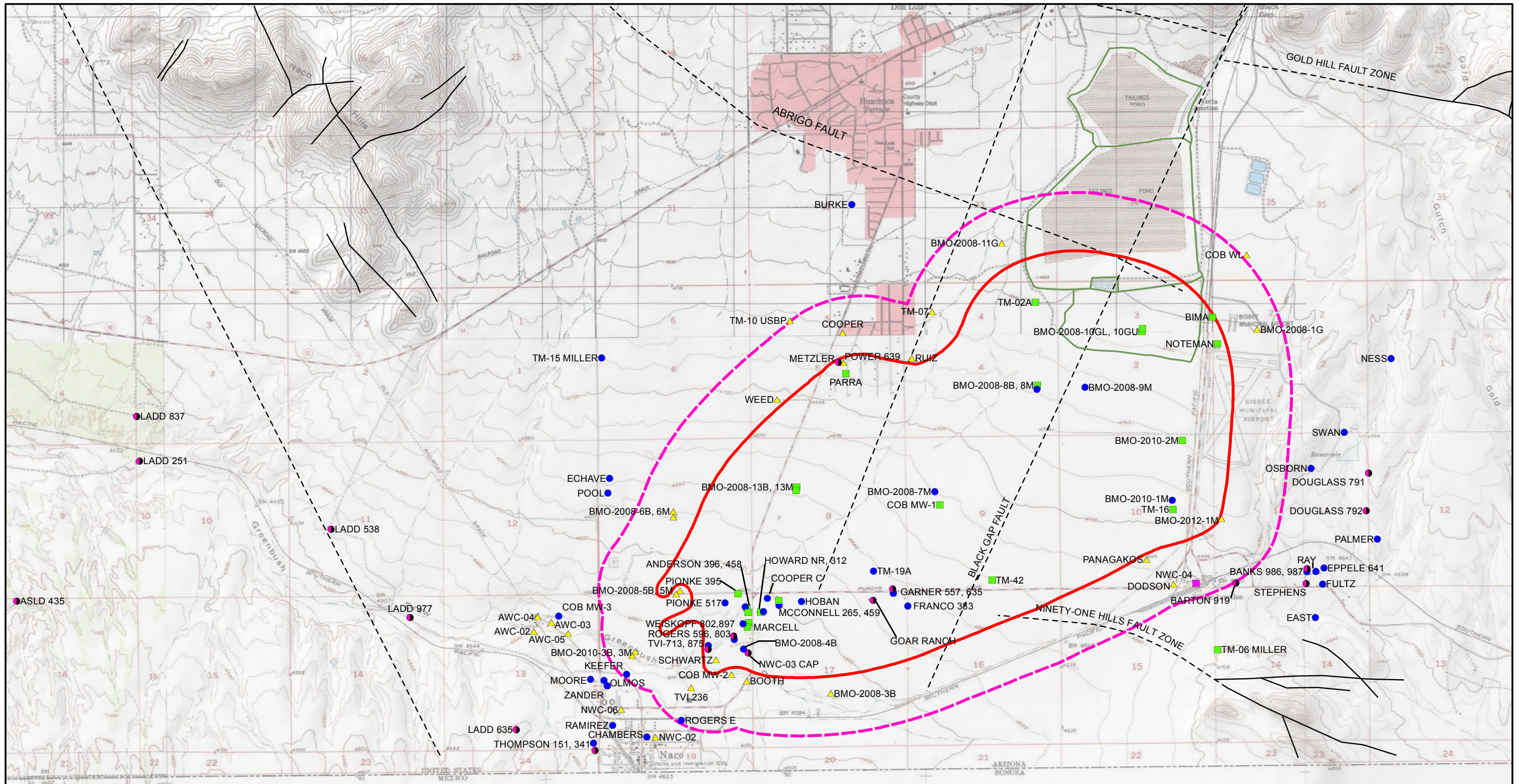
Date 1/26/18

File ID 055038-461



FIGURE 3  
NACO AREA  
WELL SITES





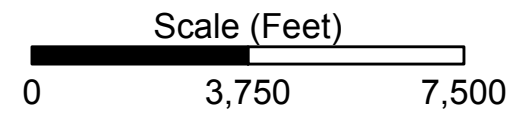
Copyright:© 2013 National Geographic Society, i-cubed

**Legend**



**Monitoring Frequency**

- Quarterly Sampling (NWC-04 Only)
- ▲ Semiannual Sampling (First and Third Quarter)
- Annual Sampling (Third Quarter)
- Biennial Sampling (Third Quarter)
- Water Level Only (Semiannual, Annual, or Biennial)

- - - 2000 feet from Q3 2017 estimated 250 mg/L sulfate contour
- - - Faults (dashed where inferred)
- CTSA Facility
- 3Q17 250 mg/L SO4 Contour

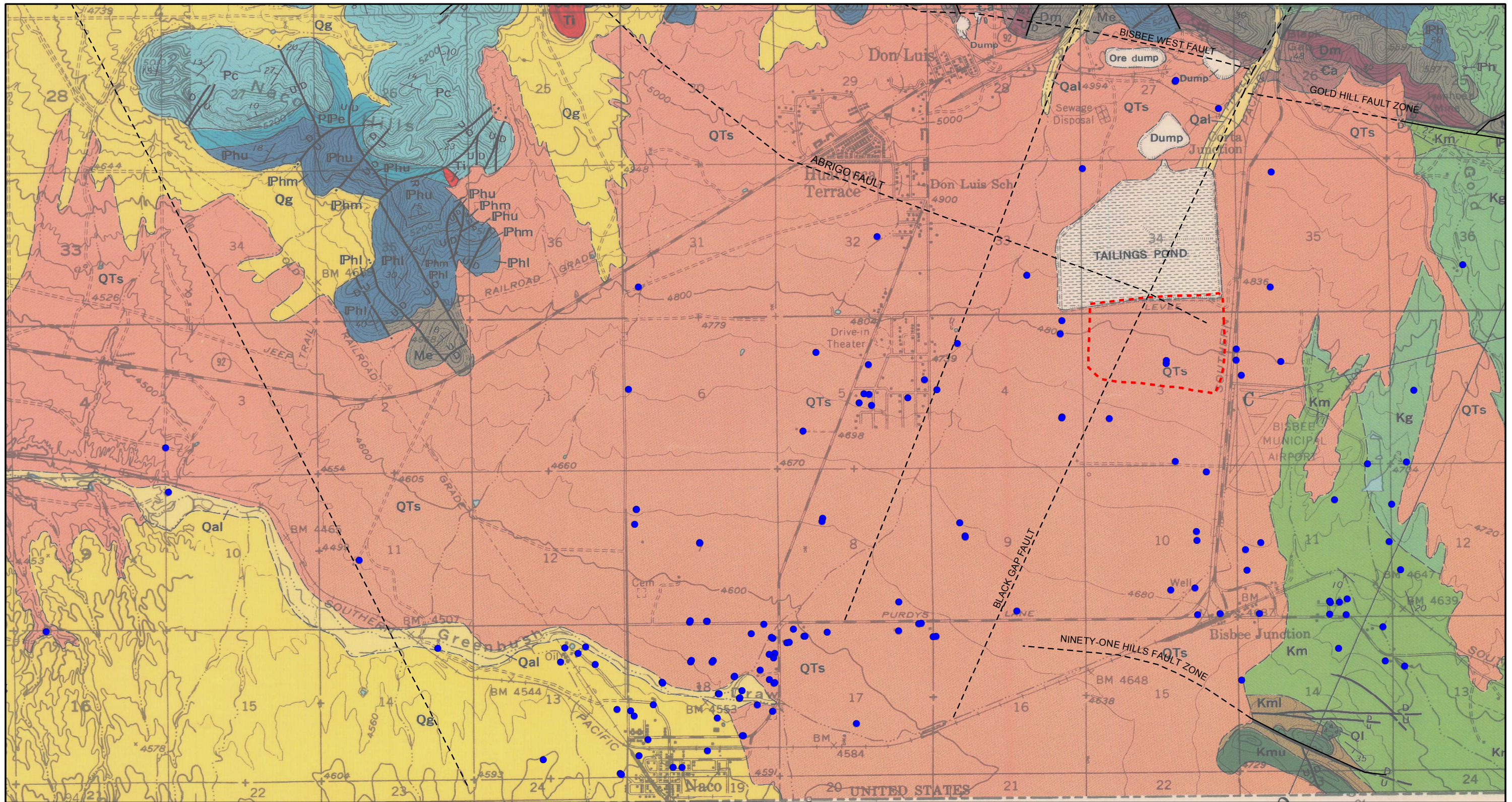


Projection: UTM Zone 12N NAD83

|   |         |   |            |
|---|---------|---|------------|
| Date  | 1/19/18 | File ID   | 055038-510 |
|  |         |  |            |

**FIGURE 4**  
LONG TERM PLUME  
MONITORING LOCATIONS

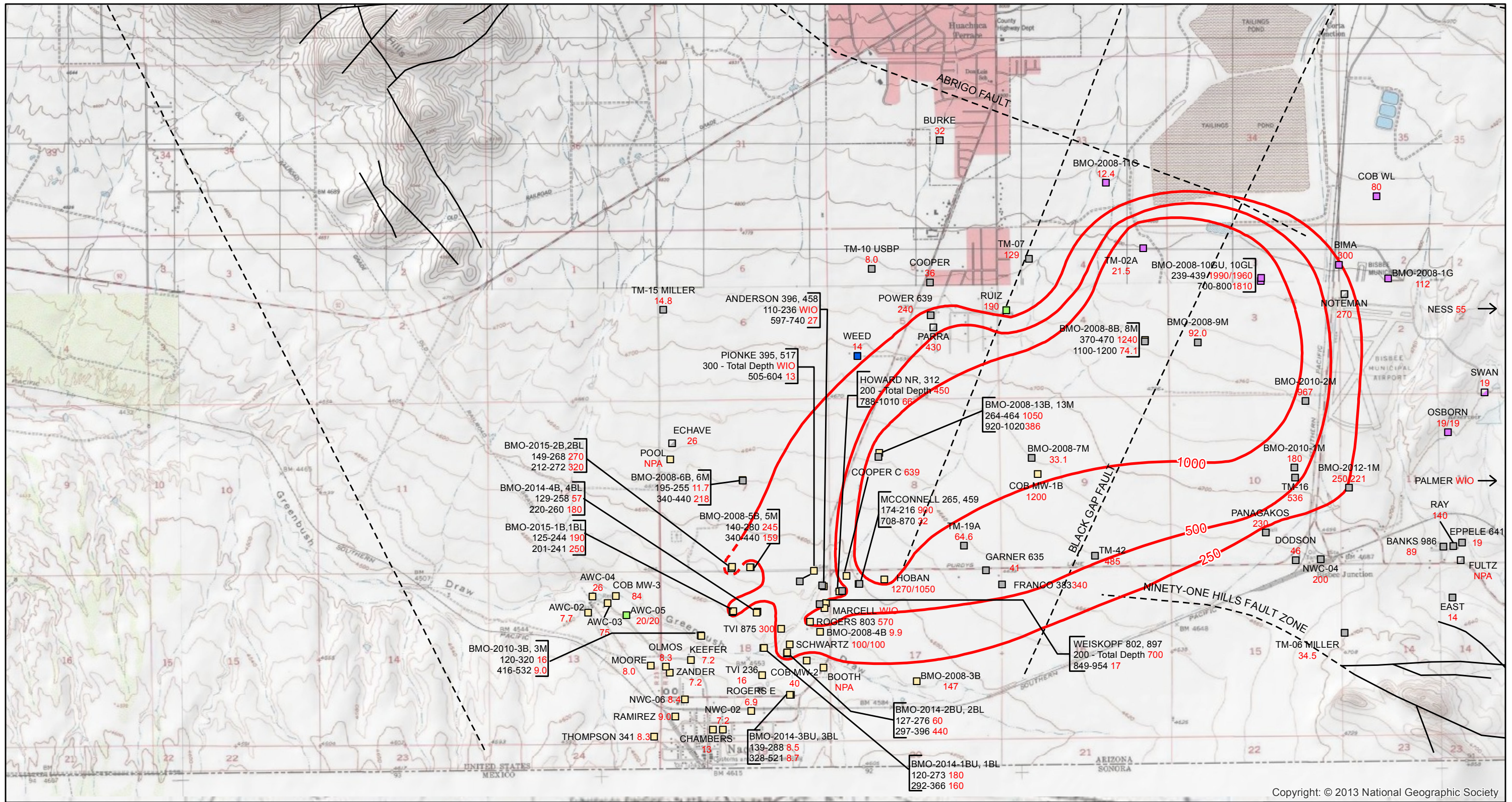




|   |  |   |  |  |  |   |                     |
|---|--|---|--|--|--|---|---------------------|
| <b>Legend</b><br><ul style="list-style-type: none"> <li><span style="color: blue;">●</span> Monitoring Location</li> <li>— Fault (dashed where inferred)</li> <li><span style="border: 1px dashed red; display: inline-block; width: 10px; height: 10px;"></span> Former Evaporation Ponds</li> </ul> | <b>Basin Fill</b><br><ul style="list-style-type: none"> <li><span style="display: inline-block; width: 10px; height: 10px; background-color: yellow;"></span> Qal - Quaternary Alluvium</li> <li><span style="display: inline-block; width: 10px; height: 10px; background-color: lightyellow;"></span> Qg - Quaternary Gravel</li> <li><span style="display: inline-block; width: 10px; height: 10px; background-color: lightcoral;"></span> QTs - Quaternary Tertiary sediment</li> <li><span style="display: inline-block; width: 10px; height: 10px; background-color: orange;"></span> Ti - Tertiary Intrusive</li> </ul> | <b>Bisbee Group</b><br><ul style="list-style-type: none"> <li><span style="display: inline-block; width: 10px; height: 10px; background-color: #808080;"></span> Kc - Cintura Formation (not shown)</li> <li><span style="display: inline-block; width: 10px; height: 10px; background-color: #666666;"></span> Kmu - Upper Mural Limestone</li> <li><span style="display: inline-block; width: 10px; height: 10px; background-color: #444444;"></span> Kml - Lower Mural Limestone</li> <li><span style="display: inline-block; width: 10px; height: 10px; background-color: #333333;"></span> Km - Morita Formation</li> <li><span style="display: inline-block; width: 10px; height: 10px; background-color: #222222;"></span> Kg - Glance Conglomerate</li> </ul> | <b>Geologic Unit - Hayes and Landis (1964)</b><br><ul style="list-style-type: none"> <li><span style="display: inline-block; width: 10px; height: 10px; background-color: #ADD8E6;"></span> Pc - Colina Limestone</li> <li><span style="display: inline-block; width: 10px; height: 10px; background-color: #00CED1;"></span> PPe - Earp Formation</li> <li><span style="display: inline-block; width: 10px; height: 10px; background-color: #4682B4;"></span> Phu, Phm, Phi - Horquilla Limestone</li> <li><span style="display: inline-block; width: 10px; height: 10px; background-color: #D2B48C;"></span> Me - Escabrosa Limestone</li> <li><span style="display: inline-block; width: 10px; height: 10px; background-color: #8B4513;"></span> Dm - Martin Limestone</li> <li><span style="display: inline-block; width: 10px; height: 10px; background-color: #A0522D;"></span> Ca - Abrigo Limestone</li> </ul> | <b>Paleozoic Sedimentary Formations</b><br><ul style="list-style-type: none"> <li><span style="display: inline-block; width: 10px; height: 10px; background-color: #8B4513;"></span> Me - Escabrosa Limestone</li> <li><span style="display: inline-block; width: 10px; height: 10px; background-color: #A0522D;"></span> Dm - Martin Limestone</li> <li><span style="display: inline-block; width: 10px; height: 10px; background-color: #8B4513;"></span> Ca - Abrigo Limestone</li> </ul> | <b>Scale (Feet)</b><br><br>0      3,000      6,000 | Date: 1/17/17                                     | File ID: 055038-402 |
|   |  |   |  |  |  | <b>See Figure 3 for Monitoring Location Names</b> |                     |

FIGURE 5  
GEOLOGIC MAP  
WITH MONITORING LOCATIONS





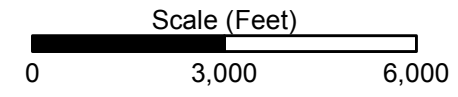
Copyright: © 2013 National Geographic Society

**Legend**

- NWC-02 Well ID
- 7.2 SO4 Concentration (mg/L)  
Duplicate results separated by "/"
- SO4 Concentration Contours  
(dashed where inferred)
- - - Fault (dashed where inferred)
- Co-located Wells
- Well ID
- Screen (ft bls): Sulfate Levels (mg/L)

- Screened Formation**
- Basin Fill
  - Basin Fill and Undifferentiated Bisbee Group
  - Undifferentiated Bisbee Group
  - Undifferentiated Bisbee Group - Estimated
  - Undifferentiated Bisbee Group and Glance Conglomerate
  - Glance Conglomerate
  - Glance Conglomerate - Estimated
  - Undifferentiated Bisbee Group: Cintura, Mural Limestone, and Morita Formations

NPA = No Property Access  
 WIO = Well Inoperable  
 mg/L = milligrams per liter  
 ft bls = feet below land surface  
 Sulfate contours are based on represented and historical data.

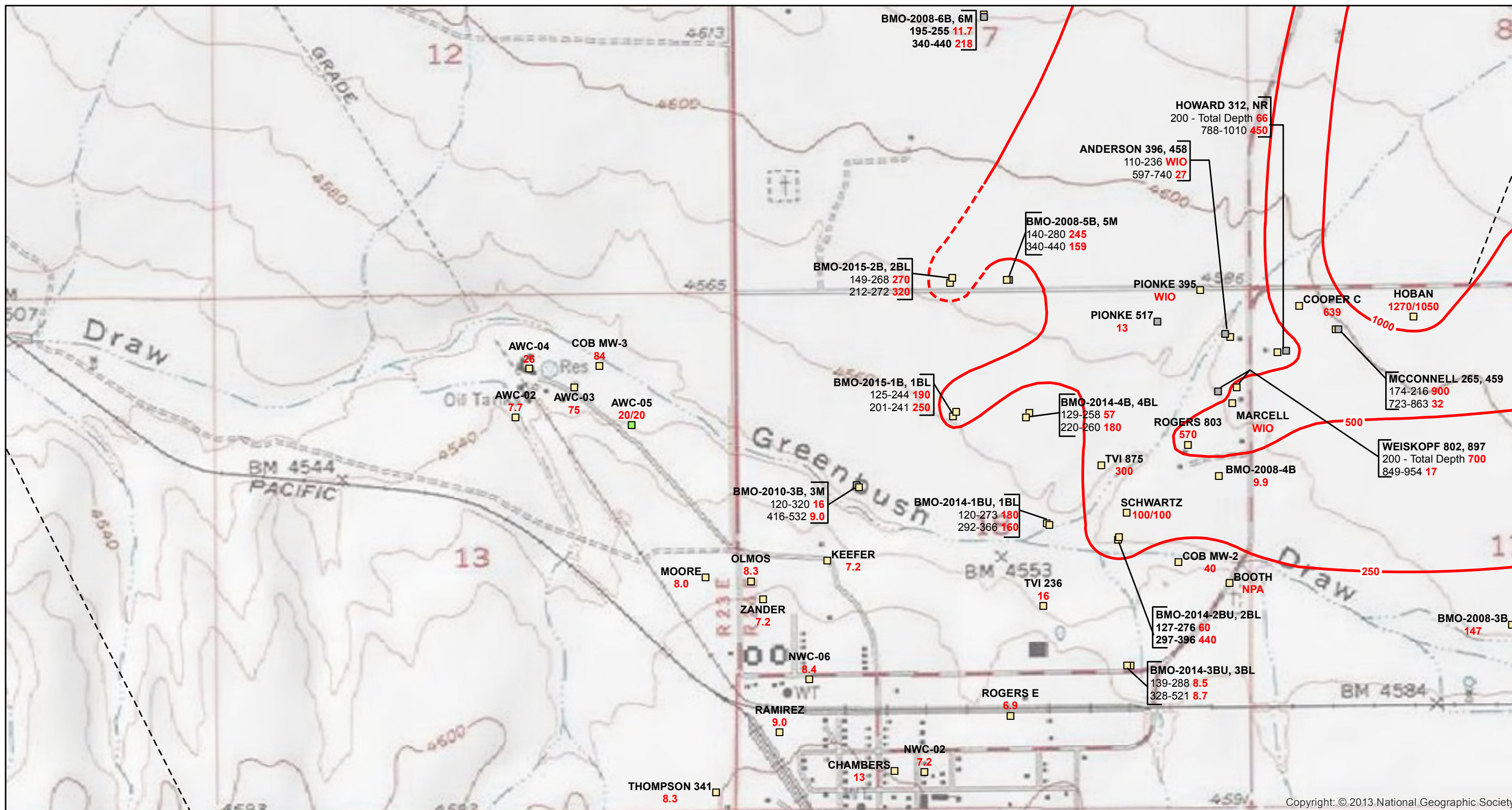


|      |         |         |            |
|------|---------|---------|------------|
| Date | 1/22/18 | File ID | 055038-498 |
|      |         |         |            |

Projection: UTM Zone 12N NAD83

**FIGURE 6**  
 SULFATE CONCENTRATIONS IN SITE-WIDE GROUNDWATER SAMPLES FOR THIRD QUARTER 2017





Copyright: © 2013 National Geographic Society

**Legend**

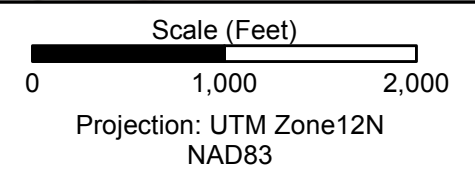
- NWC-02 Well ID
- 7.2 Sulfate Concentration (mg/L)
- Duplicate results separated by "/"
- Sulfate Concentration (dashed where inferred)
- - - Fault (Inferred)
- Co-located Wells
  - Well ID
  - Screen (ft bls): Sulfate Levels (mg/L)

**Screened Formation**

- Basin Fill
- Basin Fill and Undifferentiated Bisbee Group
- Undifferentiated Bisbee Group
- Undifferentiated Bisbee Group - Estimated
- Undifferentiated Bisbee Group and Glance Conglomerate
- Glance Conglomerate
- Glance Conglomerate - Estimated

Undifferentiated Bisbee Group: Cintura, Mural Limestone, and Morita Formations

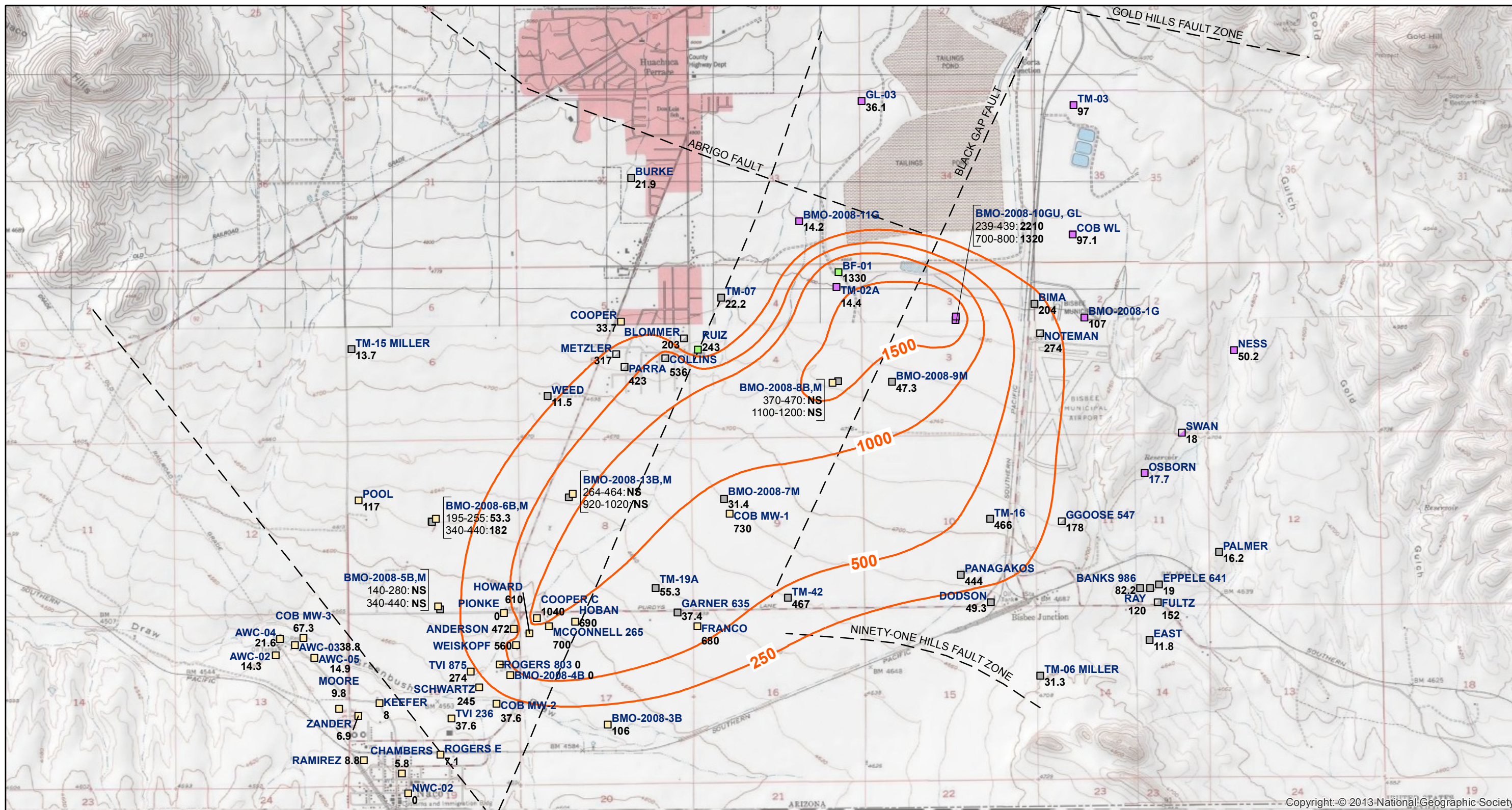
NPA = No Property Access  
 WIO = Well Inoperable  
 mg/L = milligrams per liter  
 ft bls = feet below land surface  
 Sulfate contours are based on represented and historical data.



|      |          |         |            |
|------|----------|---------|------------|
| Date | 10/30/17 | File ID | 055038-499 |
|      |          |         |            |

FIGURE 7  
 SULFATE CONCENTRATIONS AT THE WEST EDGE OF THE PLUME FOR THIRD QUARTER 2017





Copyright: © 2013 National Geographic Society

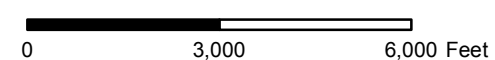
**Legend**

- **TM-19A** Well ID
- 55.3** Sulfate Concentration (mg/L)
- **250** Sulfate Isoline (mg/L)
- - - Faults (inferred)
- Co-located Wells
- Well ID Screen (ft bgs): SO4 Concentration (mg/L)  
(Duplicate results separated by "/")

**Screened Formation**

- Basin Fill
- Basin Fill and Undifferentiated Bisbee Group
- Undifferentiated Bisbee Group
- Undifferentiated Bisbee Group - Estimated
- Glance Conglomerate
- Glance Conglomerate-Estimated
- Undifferentiated Bisbee Group: Cintura, Mural Limestone, and Morita Formations

**Scale**



PROJECTION:  
UTM Zone 12N NAD83

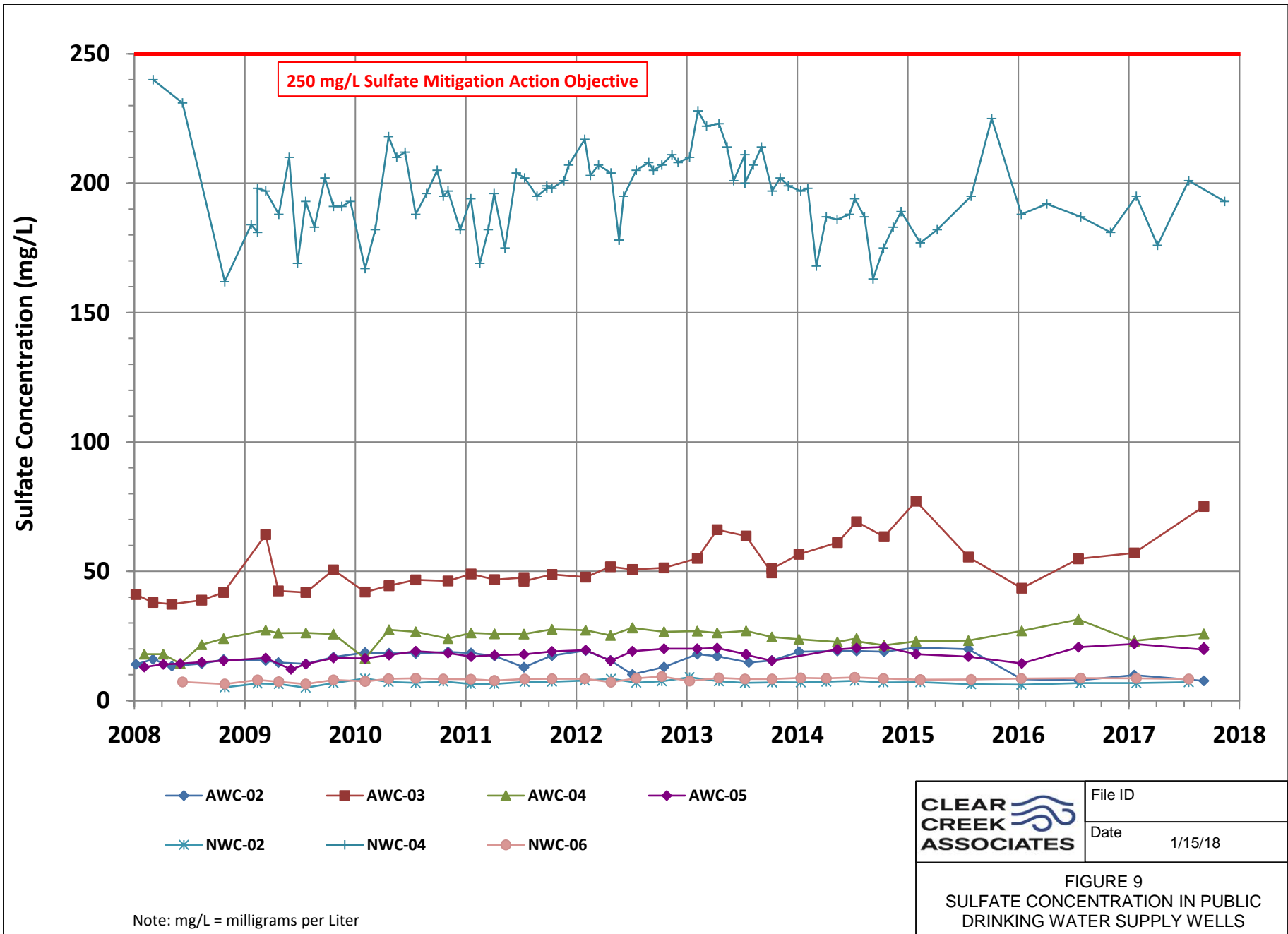
Source: HydroGeoChem, 2009

|      |         |         |             |
|------|---------|---------|-------------|
| Date | 1/26/17 | File ID | 055038-085A |
|------|---------|---------|-------------|



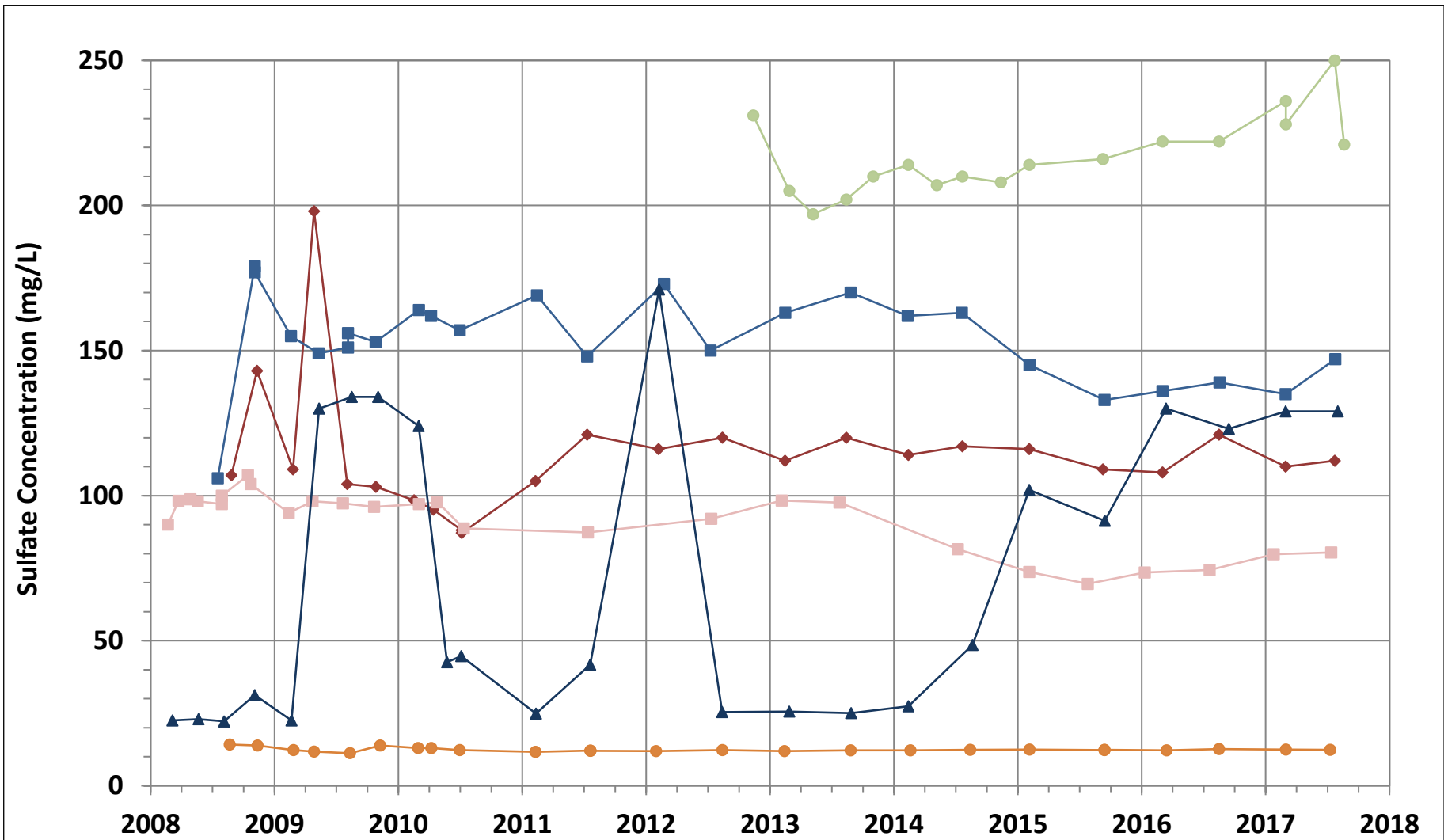
**FIGURE 8**  
**SULFATE CONCENTRATIONS**  
**IN SITE-WIDE**  
**GROUNDWATER SAMPLES**  
**FOR THIRD QUARTER 2008**





|  |              |
|--|--------------|
|  | File ID      |
|  | Date 1/15/18 |

FIGURE 9  
SULFATE CONCENTRATION IN PUBLIC DRINKING WATER SUPPLY WELLS

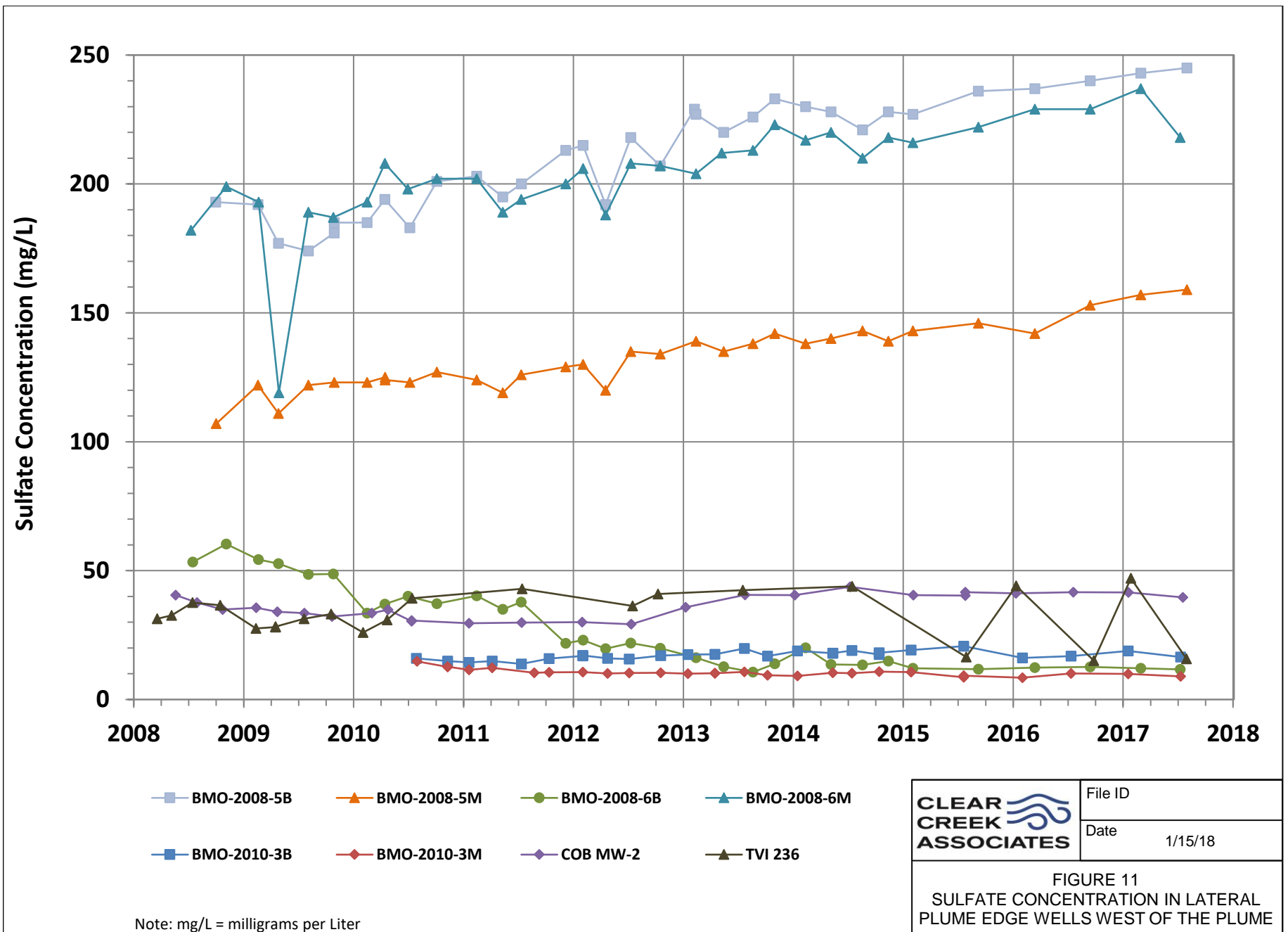


Note: mg/L = milligrams per Liter

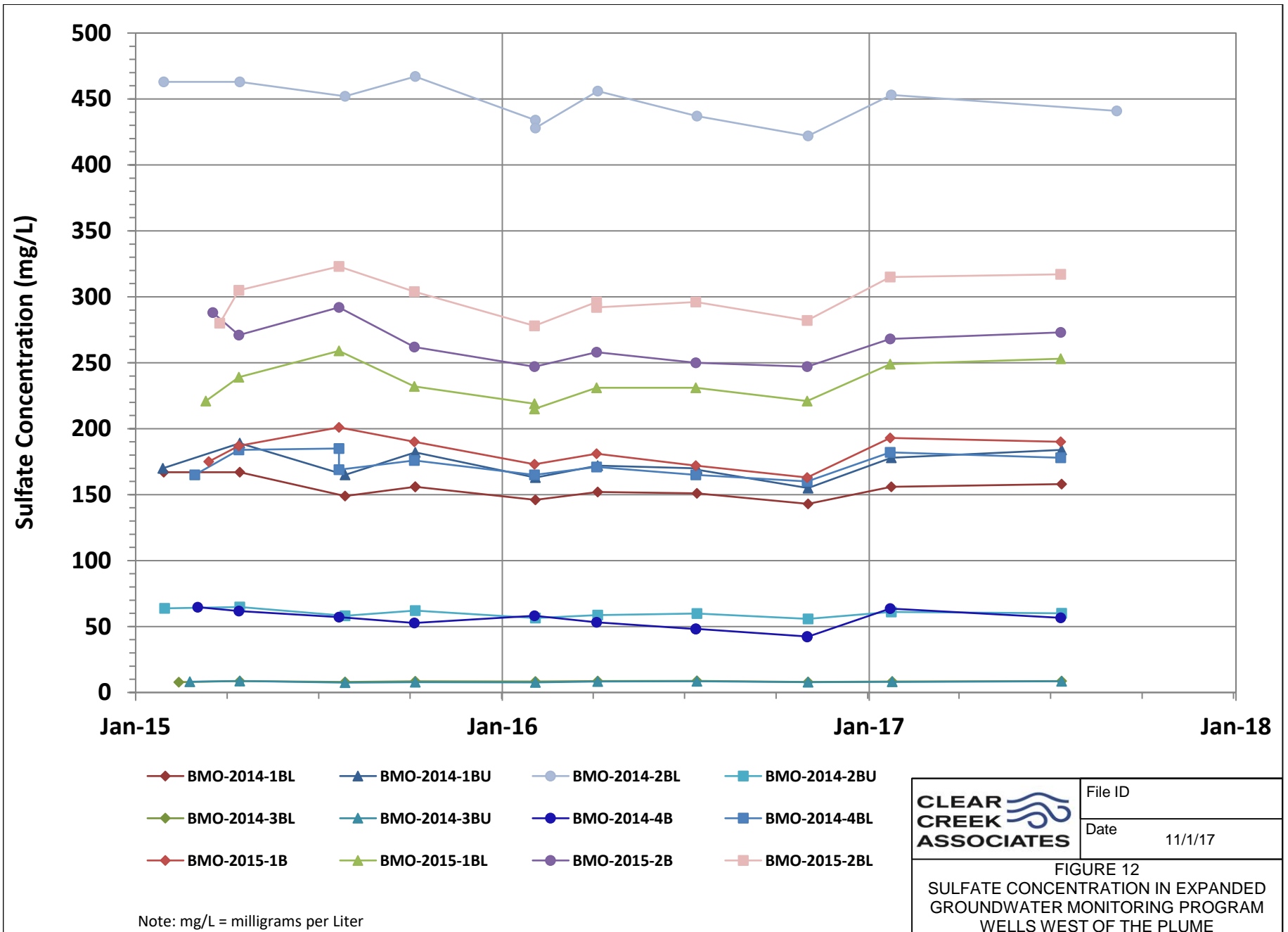
- ◆ BMO-2008-1G
- BMO-2008-3B
- BMO-2008-11G
- BMO-2012-1M
- COB WL
- ▲ TM-07

|  |                 |
|--|-----------------|
|  | File ID         |
|  | Date<br>1/15/18 |

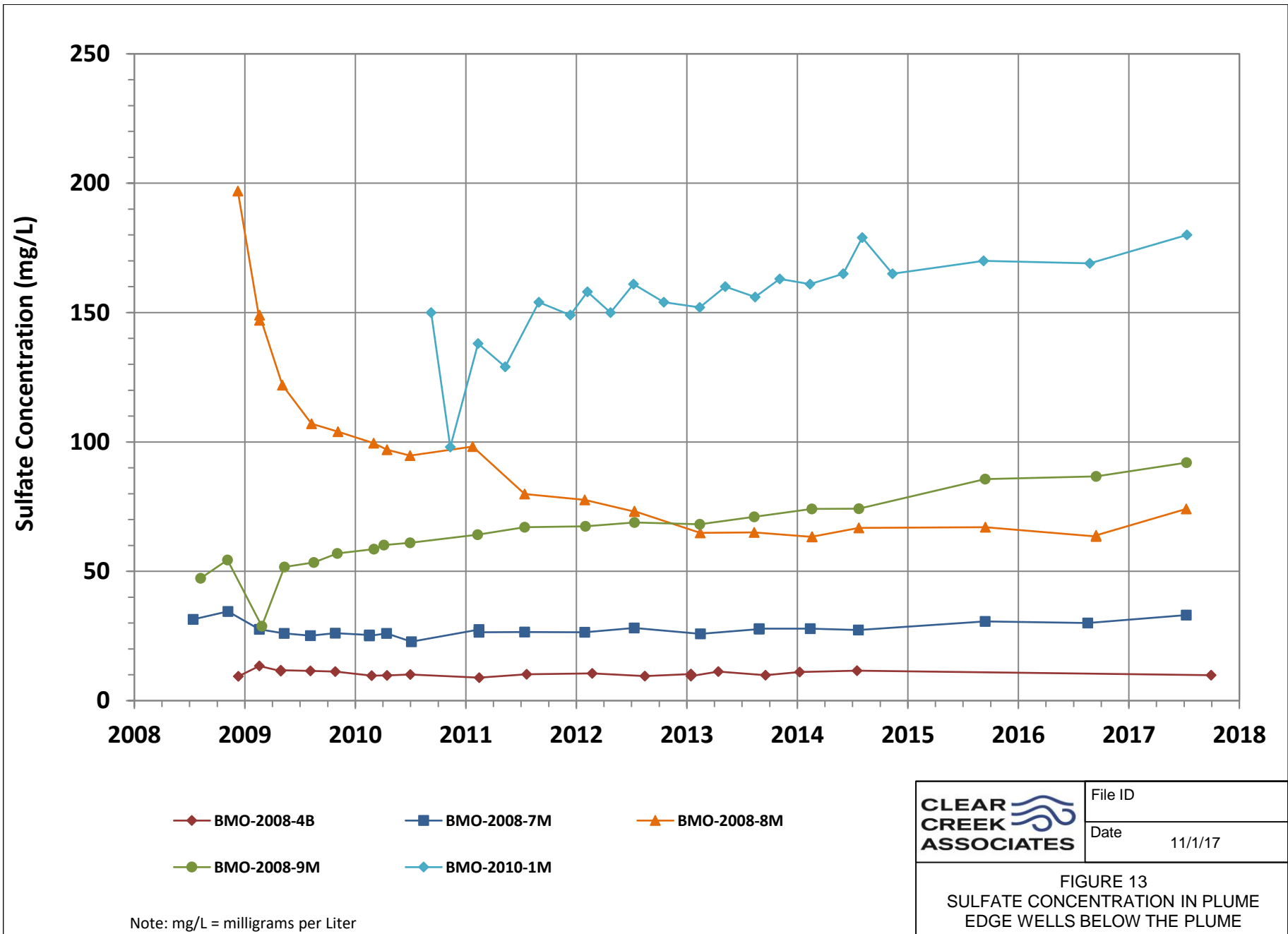
FIGURE 10  
SULFATE CONCENTRATION IN LATERAL  
PLUME EDGE WELLS NORTH, SOUTH,  
AND EAST OF THE PLUME





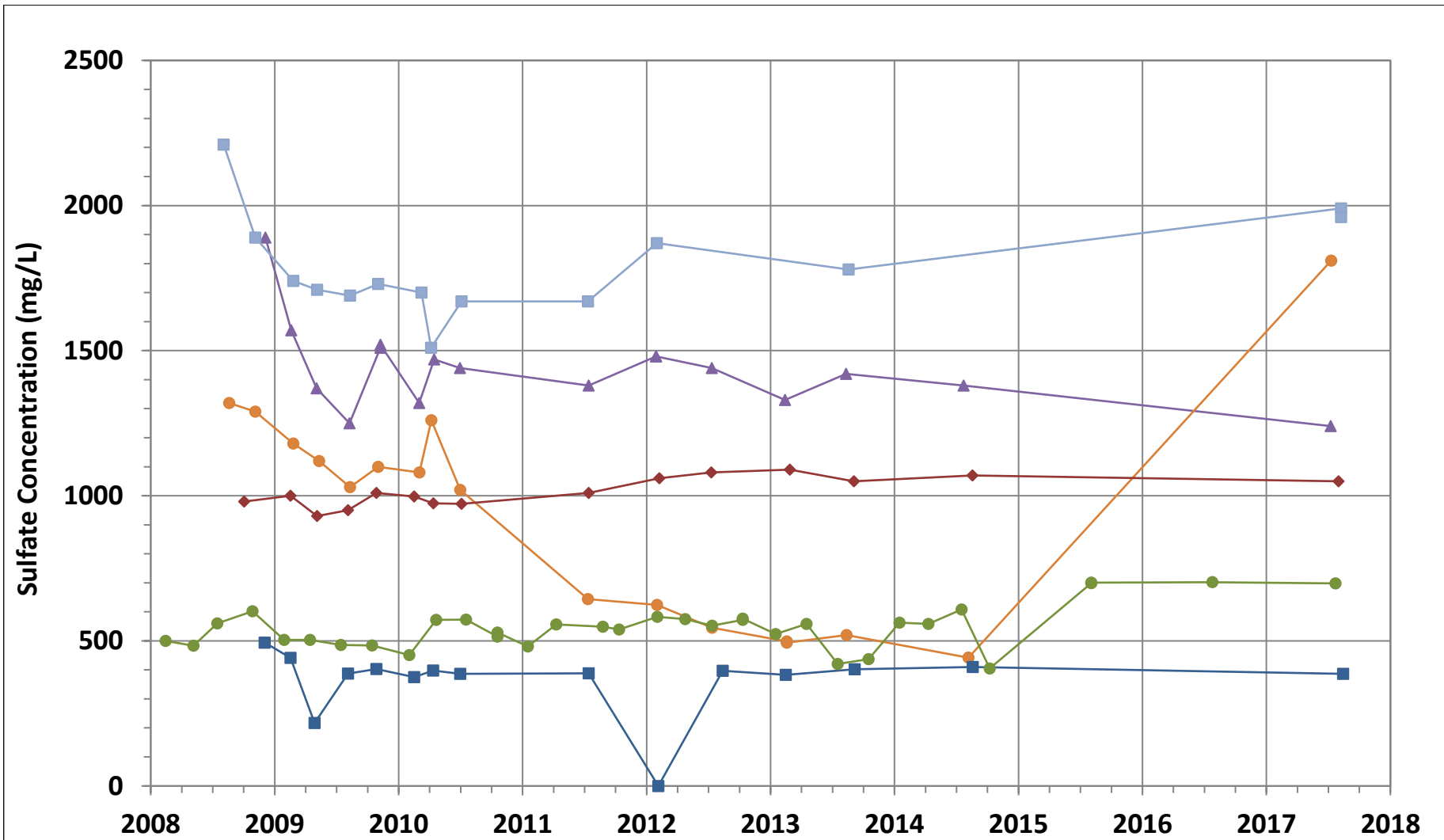


|   |              |
|---|--------------|
|   | File ID      |
|   | Date 11/1/17 |
| <p>FIGURE 12<br/>SULFATE CONCENTRATION IN EXPANDED<br/>GROUNDWATER MONITORING PROGRAM<br/>WELLS WEST OF THE PLUME</p> |              |



|  |              |
|--|--------------|
|  | File ID      |
|  | Date 11/1/17 |

FIGURE 13  
SULFATE CONCENTRATION IN PLUME  
EDGE WELLS BELOW THE PLUME



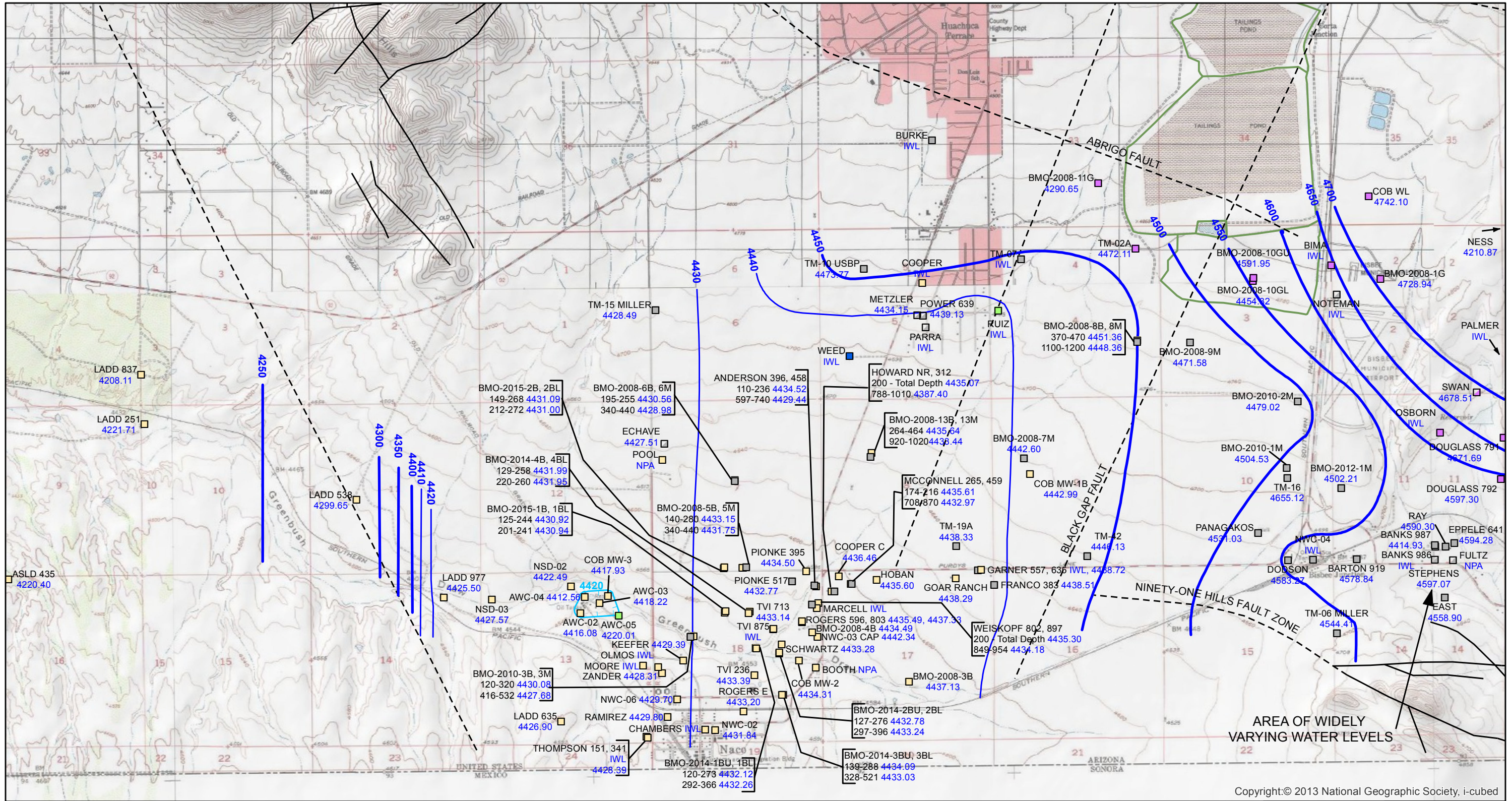
Note: mg/L = milligrams per Liter

- ▲ BMO-2008-8B
- BMO-2008-10GL
- BMO-2008-10GU
- ◆ BMO-2008-13B
- BMO-2008-13M
- WEISKOPF 802

|  |                 |
|--|-----------------|
|  | File ID         |
|  | Date<br>11/1/17 |

FIGURE 14  
SULFATE CONCENTRATION IN  
REGIONAL MONITOR WELLS IN THE PLUME





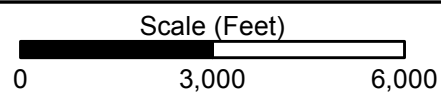
Copyright:© 2013 National Geographic Society, i-cubed

**Legend**

- AWC-05 Well ID
- 4220.01 Groundwater Elevation (ft amsl)
- Groundwater Elevation Contours (10 ft)
- - - Groundwater Elevation Contours (50 ft) (dashed where inferred)
- ⌌ Groundwater Depression
- - - Faults (dashed where inferred)
- CTSA Facility
- Co-located Wells
  - Well ID
  - Screen (ft bls): Water Elevation (ft amsl)

- Screened Formation**
- Basin Fill
  - Basin Fill and Undifferentiated
  - Bisbee Group
  - Undifferentiated Bisbee Group
  - Undifferentiated Bisbee Group - Estimated
  - Undifferentiated Bisbee Group and Glance Conglomerate
  - Glance Conglomerate
  - Glance Conglomerate-Estimated

IWL = Inaccessible for Water Level  
 NPA = No Property Access  
 ft amsl = feet above mean sea level  
 ft bls = feet below land surface  
 NWC-03 CAP not used for contouring

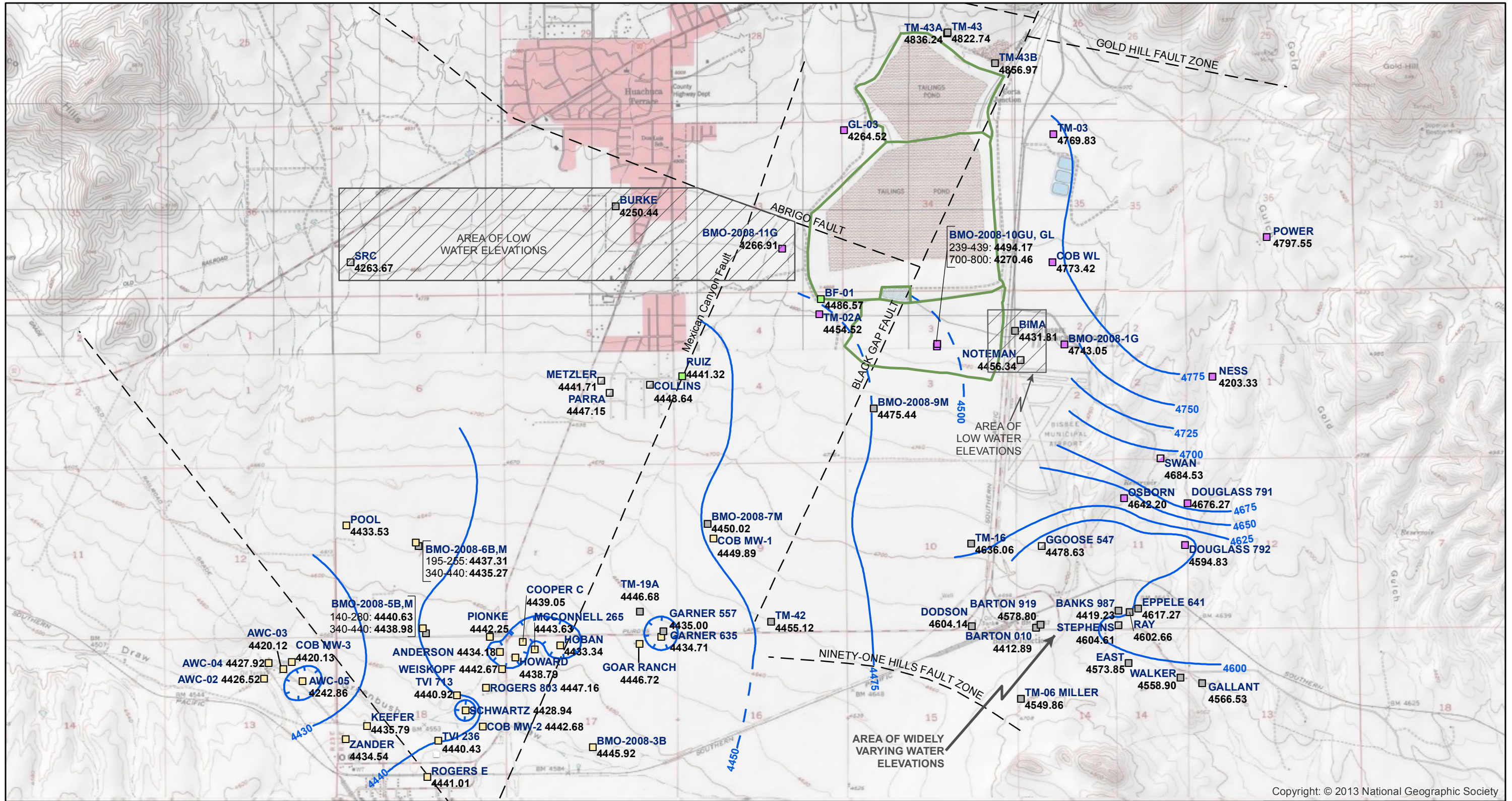


|      |         |         |             |
|------|---------|---------|-------------|
| Date | 1/25/18 | File ID | 055038-496A |
|      |         |         |             |

Projection: UTM Zone 12N NAD83

**FIGURE 15**  
 SITE-WIDE  
 GROUNDWATER ELEVATIONS  
 FOR THIRD QUARTER 2017



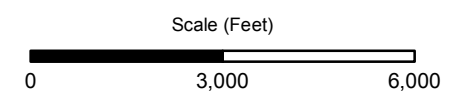


Copyright: © 2013 National Geographic Society

- Legend**
- TVI-713 Well ID
  - 4440.92 Groundwater Elevation (ft amsl)
  - Co-located Wells
  - Well ID
  - Screen (ft bls): Water Elevation (ft amsl)
  - Groundwater Elevation Contours (dashed where inferred)
  - Groundwater Depression
  - - - Faults (inferred)
  - CTSA Facility

- Screened Formation**
- Basin Fill
  - Basin Fill and Undifferentiated Bisbee Group
  - Undifferentiated Bisbee Group
  - Undifferentiated Bisbee Group - Estimated
  - Glance Conglomerate
  - Glance Conglomerate-Estimated
- Undifferentiated Bisbee Group: Cintura, Mural Limestone, and Morita Formations

ft bls = feet below land surface  
ft amsl = feet above mean sea level

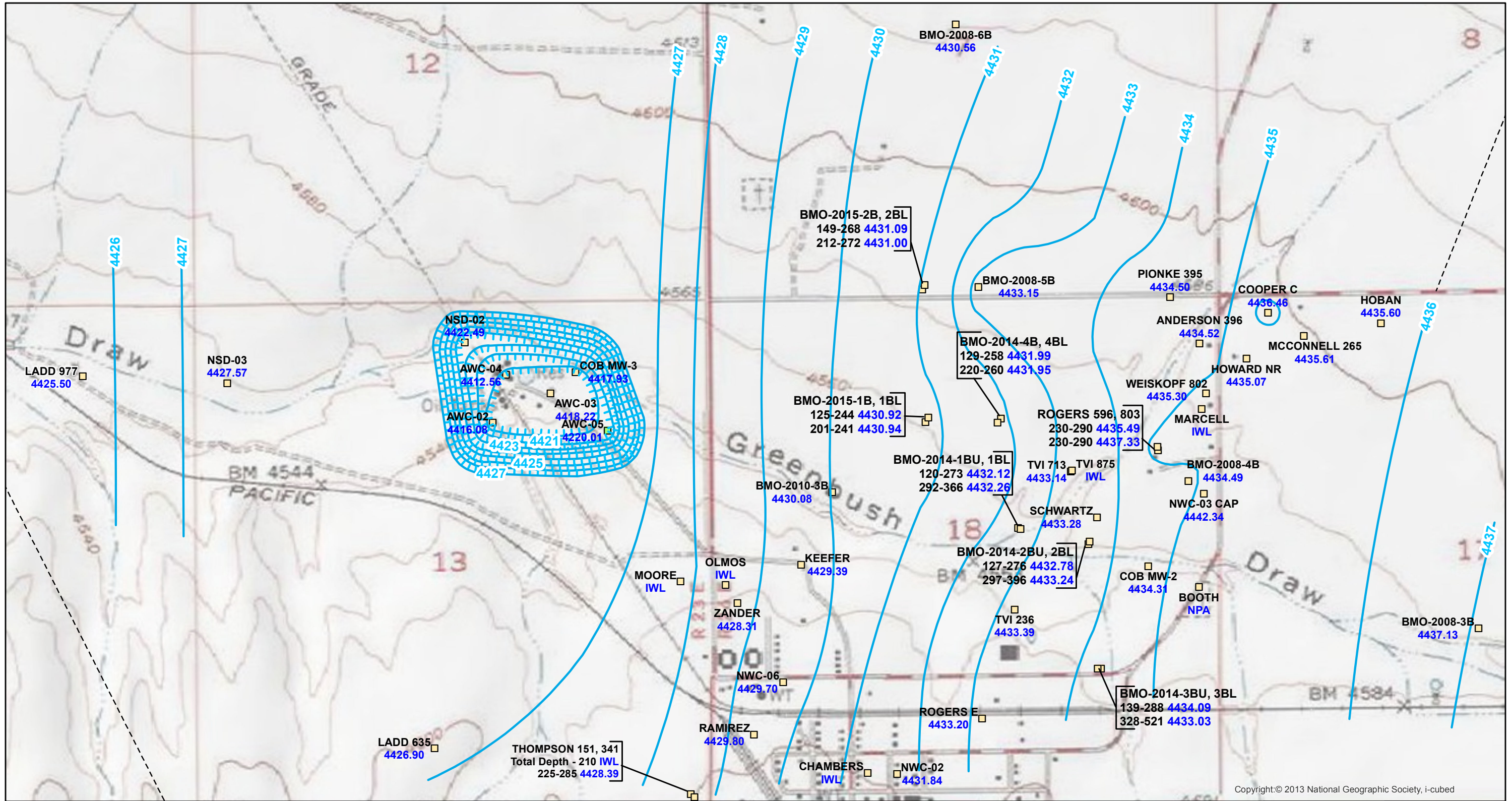


Projection: UTM Zone  
12N NAD83  
Source: HydroGeoChem, 2009

|      |        |         |             |
|------|--------|---------|-------------|
| Date | 3/9/16 | File ID | 055038-059A |
|      |        |         |             |

**FIGURE 16**  
**SITE-WIDE**  
**GROUNDWATER ELEVATIONS**  
**FOR THIRD QUARTER 2008**





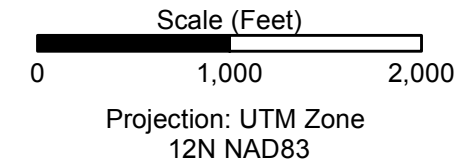
Copyright: © 2013 National Geographic Society, i-cubed

**Legend**

- AWC-02 Well ID
- 4416.08 Groundwater Elevation (ft amsl)
- Groundwater Elevation Contour (ft amsl)
- Groundwater Elevation Depression Contour (ft amsl)
- - - Faults (dashed where inferred)
- Co-located Wells
- Well ID
- Screen (ft bls): Water Elevation (ft amsl)

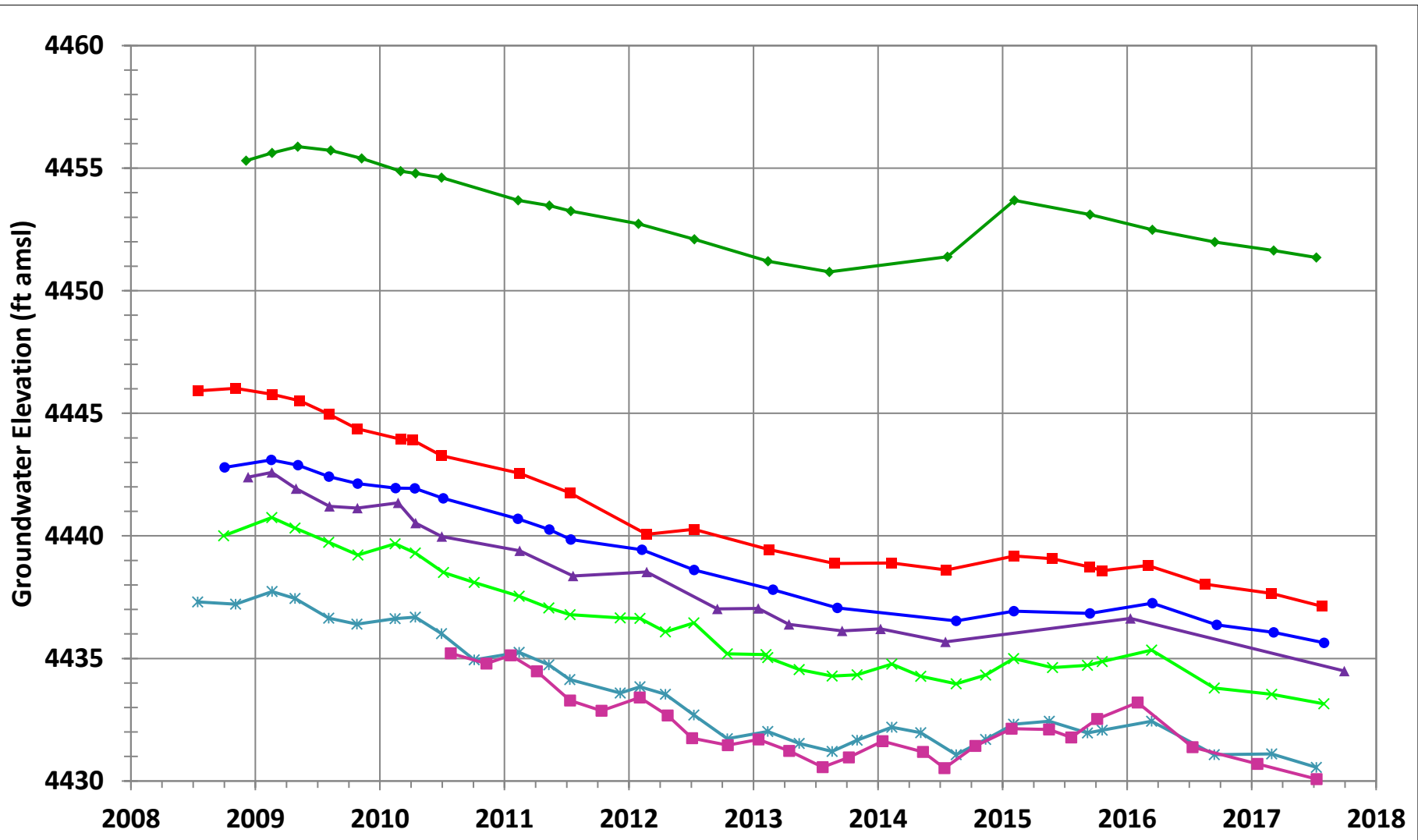
- Screened Formation
- Basin Fill
- Basin Fill and Undifferentiated Bisbee Group
- Undifferentiated Bisbee Group
- Undifferentiated Bisbee Group - Estimated
- Undifferentiated Bisbee Group and Glance Conglomerate
- Glance Conglomerate
- Glance Conglomerate-Estimated

IWL = Inaccessible for Water Level  
 NPA = No Property Access  
 ft amsl = feet above mean sea level  
 ft bls = feet below land surface  
 NWC-03 CAP was not used for contouring



|      |         |         |            |
|------|---------|---------|------------|
| Date | 1/25/18 | File ID | 055038-497 |
|      |         |         |            |

**FIGURE 17**  
 BASIN FILL  
 GROUNDWATER ELEVATIONS  
 AT THE WEST EDGE OF PLUME  
 FOR THIRD QUARTER 2017

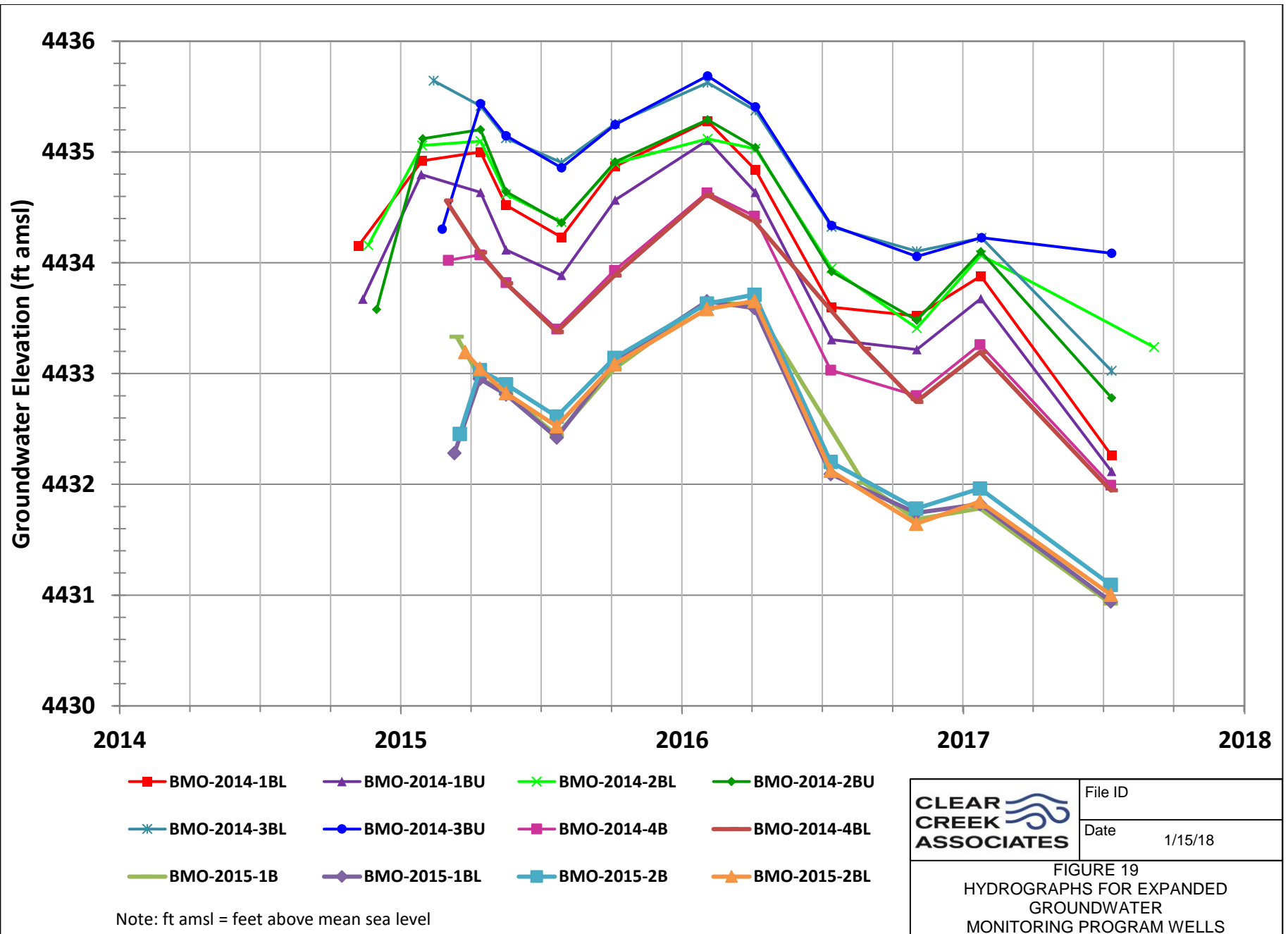


Note: ft amsl = feet above mean sea level

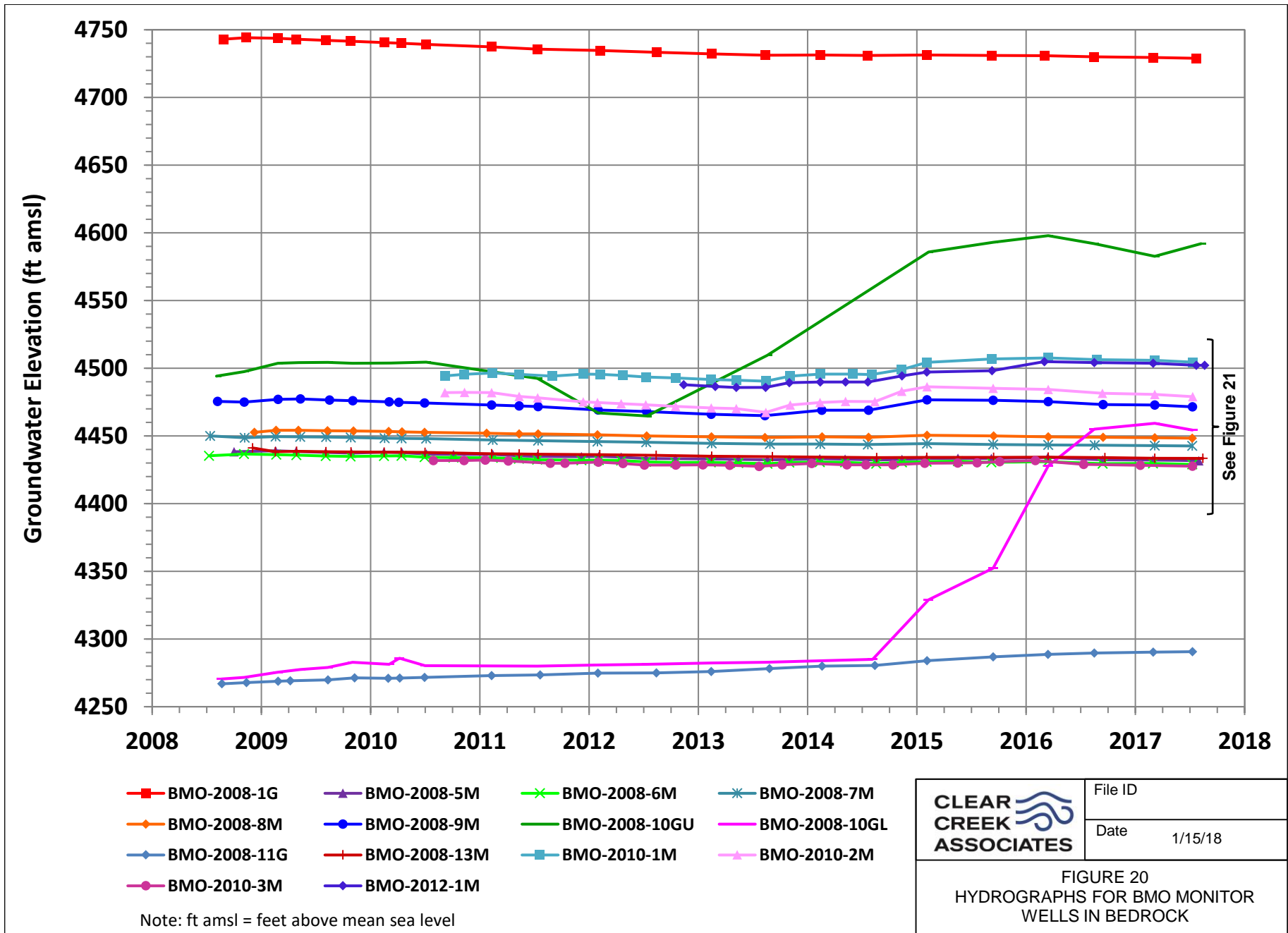
- BMO-2008-3B
- ▲ BMO-2008-4B
- × BMO-2008-5B
- \* BMO-2008-6B
- ◆ BMO-2008-8B
- BMO-2008-13B
- BMO-2010-3B

|  |              |
|--|--------------|
|  | File ID      |
|  | Date 1/15/18 |

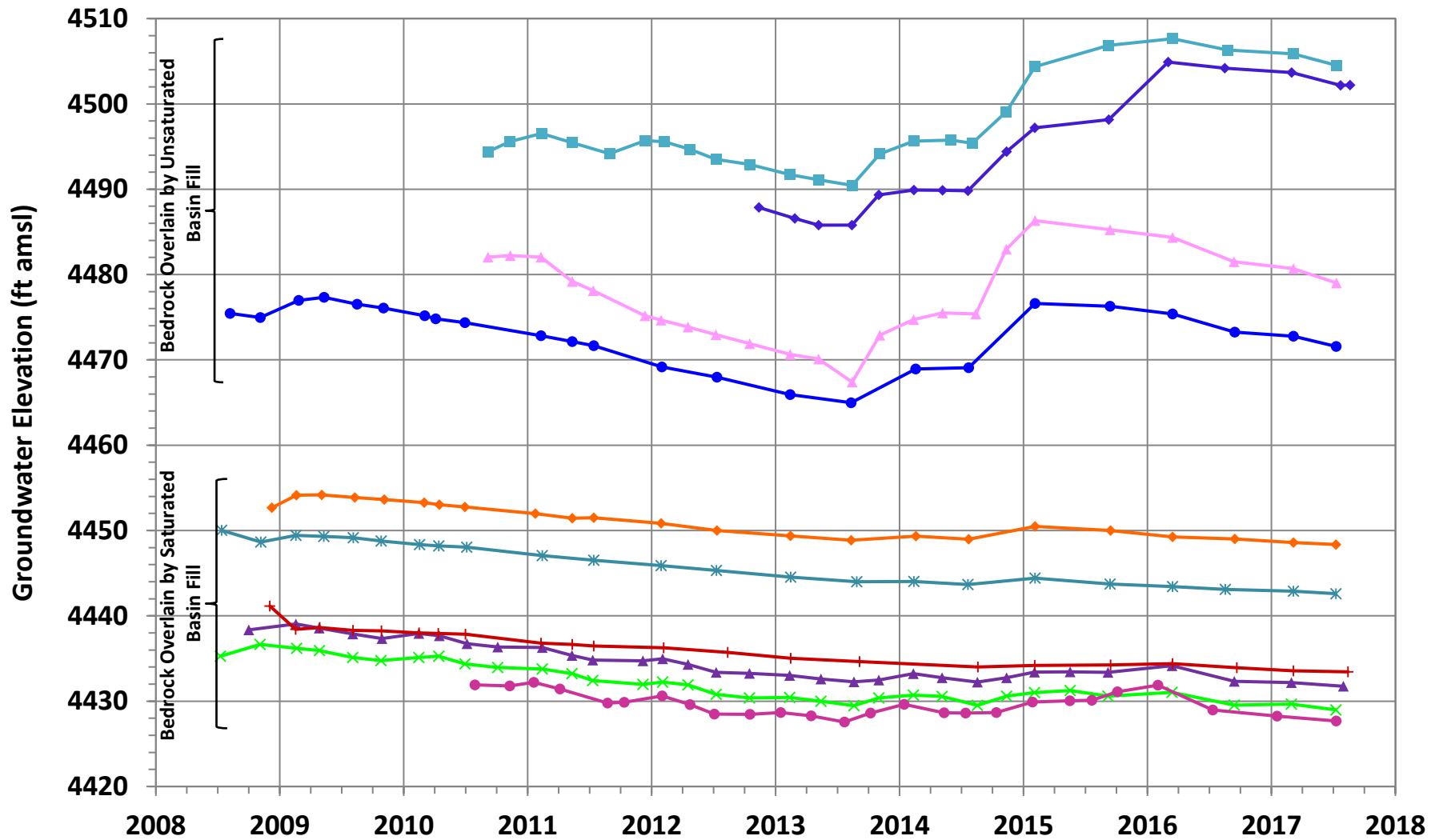
FIGURE 18  
HYDROGRAPHS FOR SELECTED  
BMO MONITOR WELLS IN BASIN FILL







|   |              |
|---|--------------|
|   | File ID      |
|   | Date 1/15/18 |
| <b>FIGURE 20</b><br>HYDROGRAPHS FOR BMO MONITOR<br>WELLS IN BEDROCK |              |



- ▲ BMO-2008-5M      ✕ BMO-2008-6M      \* BMO-2008-7M      ◆ BMO-2008-8M
- BMO-2008-9M      + BMO-2008-13M      ■ BMO-2010-1M      ▲ BMO-2010-2M
- BMO-2010-3M      ◆ BMO-2012-1M

Note: ft amsl = feet above mean sea level



|         |         |
|---------|---------|
| File ID |         |
| Date    | 1/15/18 |

FIGURE 21  
HYDROGRAPHS FOR SELECT  
BMO MONITOR WELLS IN BEDROCK

**APPENDIX A**  
**SULFATE DATA**

## APPENDIX A Sulfate Data

| Well Name    | ADWR 55 Registry Number | Sample Date | pH (SU) | Temp (deg C) | SC (µS/cm) | Sulfate, dissolved (mg/L) |
|--------------|-------------------------|-------------|---------|--------------|------------|---------------------------|
| ANDERSON 396 | 613396                  | 3/20/08     | 7.25    | 21.1         | 1176       | 431                       |
|              |                         | 5/5/08      | 7.03    | 21.8         | 1231       | 452                       |
|              |                         | 7/14/08     | 7.11    | 21.6         | 1260       | 472                       |
|              |                         | 10/15/08    | 7.10    | 21.3         | 1252       | 475                       |
|              |                         | 1/27/09     | 7.27    | 21.0         | 965        | 488                       |
|              |                         | 4/14/09     | 7.12    | 21.8         | 1229       | 534                       |
|              |                         | 7/14/09     | 7.03    | 22.2         | 1372       | 550                       |
|              |                         | 10/12/09    | 6.98    | 21.5         | 1375       | 510                       |
|              |                         | 1/27/10     | 7.93    | 20.1         | 1449       | 523                       |
|              |                         | 4/21/10     | 7.40    | 20.7         | 1439       | 627                       |
|              |                         | 7/19/10     | 6.93    | 24.1         | 1420       | 648                       |
|              |                         | 10/19/10    | 7.03    | 20.6         | 1229       | 416                       |
|              |                         | 1/17/11     | 7.02    | 20.6         | 1334       | 562                       |
|              |                         | 4/11/11     | 6.92    | 15.1         | 1485       | 609                       |
|              |                         | 7/14/11     | 7.23    | 24.4         | 1451       | 678                       |
|              |                         | 10/11/11    | 6.65    | 21.2         | 1230       | 543                       |
|              |                         | 2/1/12      | 7.28    | 11.8         | 1360       | 551                       |
|              |                         | 4/25/12     | 7.10    | 23.9         | 1380       | 657                       |
|              |                         | 7/12/12     | 6.89    | 24.9         | 1520       | 667                       |
|              |                         | 10/10/12    | 7.40    | 24.0         | 1414       | 574                       |
| 4/7/14       | 7.06                    | 17.4        | 1057    | 175          |            |                           |
| 7/11/14      | 7.35                    | 21.4        | 1033    | 272          |            |                           |
| 10/6/14      | 7.13                    | 27.5        | 974     | 99.0         |            |                           |
| 10/6/14 DUP  | 7.13                    | 27.5        | 974     | 102.0        |            |                           |
| ANDERSON 458 | 221458                  | 9/9/12      | 8.34    | 25.9         | 406.3      | 31                        |
|              |                         | 10/10/12    | 8.13    | 23.8         | 412.3      | 30.3                      |
|              |                         | 1/17/13     | 8.06    | 23.7         | 416.0      | 30.9                      |
|              |                         | 4/15/13     | 8.19    | 23.5         | 402.7      | 32.3                      |
|              |                         | 7/18/13     | 8.18    | 24.3         | 401.9      | 23                        |
|              |                         | 10/16/13    | 8.10    | 23.8         | 400.1      | 25.2                      |
|              |                         | 1/9/14      | 8.15    | 22.9         | 399.3      | 26.2                      |
|              |                         | 1/9/14 DUP  | 8.15    | 22.9         | 399.3      | 26.2                      |
|              |                         | 4/7/14      | 8.16    | 24.0         | 401.6      | 27.5                      |
|              |                         | 7/11/14     | 8.13    | 24.5         | 396.7      | 25.3                      |
|              |                         | 10/6/14     | 8.06    | 25.6         | 384.0      | 26.0                      |
|              |                         | 7/22/15     | 8.17    | 25.2         | 397.3      | 25.3                      |
|              |                         | 7/19/16     | 8.14    | 23.8         | 395.2      | 24.2                      |
|              |                         | 7/18/17     | 8.01    | 23.9         | 395.5      | 26.8                      |
|              |                         | AWC-02      | 616586  | 1/7/08       | ND         | ND                        |
| 3/3/08       | ND                      |             |         | ND           | ND         | 16                        |
| 5/5/08       | ND                      |             |         | ND           | ND         | 13.3                      |
| 8/12/08      | 7.01                    |             |         | 22.3         | 630        | 14.3                      |
| 10/23/08     | 7.31                    |             |         | 23.1         | 464        | 15.9                      |
| 3/11/09      | 7.19                    |             |         | 21.8         | 420        | 15.5                      |
| 4/22/09      | 7.17                    |             |         | 22.6         | 430        | 14.7                      |
| 7/22/09      | 7.24                    |             |         | 22.7         | 444        | 14.2                      |
| 10/21/09     | 7.19                    |             |         | 21.3         | 468        | 16.8                      |
| 2/3/10       | 7.44                    |             |         | 19.7         | 449        | 18.6                      |
| 4/23/10      | 7.56                    |             |         | 19.7         | 526        | 18.3                      |
| 7/20/10      | 7.27                    |             |         | 23.9         | 450        | 18.2                      |
| 11/4/10      | 7.72                    |             |         | 21.3         | 465.9      | 18.8                      |
| 1/19/11      | 7.84                    |             |         | 19.0         | 500        | 18.4                      |
| 4/7/11       | 7.27                    |             |         | 20.3         | 488.5      | 17.3                      |
| 7/13/11      | 5.93                    |             |         | 23.9         | 431.5      | 12.9                      |
| 10/13/11     | 6.72                    |             |         | 25.1         | 464.6      | 17.4                      |
| 10/13/11 DUP | 6.72                    |             |         | 25.1         | 464.6      | 17.4                      |
| 2/2/12       | 7.20                    |             |         | 20.8         | 479.5      | 19.4                      |
| 4/24/12      | 7.23                    |             |         | 23.0         | 430        | 15.5                      |
| 7/5/12       | 7.25                    |             |         | 22.1         | 437.1      | 10.1                      |
| 10/18/12     | 7.48                    |             |         | 21.6         | 473.6      | 13.0                      |
| 2/5/13       | 7.54                    |             |         | 19.3         | 448.9      | 18.0                      |
| 4/11/13      | 7.53                    |             |         | 22.1         | 471.3      | 17.2                      |
| 7/25/13      | 7.35                    |             |         | 22.1         | 460.5      | 14.7                      |
| 10/9/13      | 7.53                    |             |         | 21.2         | 476.4      | 15.5                      |
| 1/7/14       | 7.45                    |             |         | 20.3         | 503.7      | 18.8                      |
| 1/7/14 DUP   | 7.45                    |             |         | 20.3         | 503.7      | 18.9                      |
| 5/14/14      | 7.34                    |             |         | 21.0         | 508.4      | 19.2                      |
| 7/16/14      | 7.54                    |             |         | 21.8         | 499.5      | 19.2                      |
| 10/15/14     | 7.26                    |             |         | 23.2         | 520        | 18.9                      |
| 1/29/15      | 7.44                    |             |         | 21.4         | 511        | 20.5                      |
| 7/21/15      | 7.62                    |             |         | 22.5         | 506.7      | 19.9                      |
| 1/13/16      | 7.63                    | 20.6        | 411.2   | 8.27         |            |                           |
| 7/19/16      | 7.40                    | 22.1        | 418.7   | 7.80         |            |                           |
| 1/19/17      | 7.33                    | 20.5        | 428.7   | 9.87         |            |                           |
| 9/6/17       | 7.4                     | 20.7        | 423.3   | 7.65         |            |                           |

## APPENDIX A Sulfate Data

| Well Name   | ADWR 55 Registry Number | Sample Date | pH (SU) | Temp (deg C) | SC (µS/cm) | Sulfate, dissolved (mg/L) |
|-------------|-------------------------|-------------|---------|--------------|------------|---------------------------|
| AWC-03      | 616585                  | 1/7/08      | ND      | ND           | ND         | 41                        |
|             |                         | 3/3/08      | ND      | ND           | ND         | 38                        |
|             |                         | 5/5/08      | ND      | ND           | ND         | 37.3                      |
|             |                         | 8/12/08     | 7.28    | 22.4         | 469        | 38.8                      |
|             |                         | 10/23/08    | 7.48    | 21.0         | 462        | 41.8                      |
|             |                         | 3/11/09     | 7.25    | 21.2         | 445        | 64.2                      |
|             |                         | 4/22/09     | 7.30    | 21.4         | 452        | 42.4                      |
|             |                         | 7/22/09     | 7.39    | 22.6         | 456        | 41.8                      |
|             |                         | 10/21/09    | 7.48    | 21.3         | 540        | 50.5                      |
|             |                         | 2/3/10      | 7.44    | 19.7         | 449        | 42.0                      |
|             |                         | 4/23/10     | 7.57    | 19.7         | 468        | 44.4                      |
|             |                         | 7/20/10     | 7.29    | 23.8         | 460        | 46.7                      |
|             |                         | 11/4/10     | 7.80    | 20.8         | 452.3      | 46.3                      |
|             |                         | 1/19/11     | 7.07    | 19.6         | 560        | 49                        |
|             |                         | 4/7/11      | 7.28    | 19.9         | 469.8      | 46.8                      |
|             |                         | 7/13/11     | 6.33    | 23.1         | 458.8      | 47.6                      |
|             |                         | 7/13/11 DUP | 6.33    | 23.1         | 458.8      | 46.2                      |
|             |                         | 10/13/11    | 6.69    | 23.8         | 463.6      | 48.8                      |
|             |                         | 2/2/12      | 7.39    | 20.7         | 504.8      | 47.7                      |
|             |                         | 4/24/12     | 7.28    | 22.1         | 450        | 51.8                      |
|             |                         | 7/5/12      | 7.32    | 21.7         | 474.3      | 50.7                      |
|             |                         | 10/18/12    | 7.44    | 21.3         | 477.4      | 51.3                      |
|             |                         | 2/5/13      | 7.73    | 19.2         | 481.2      | 55                        |
|             |                         | 4/11/13     | 7.51    | 22.2         | 486.4      | 66.1                      |
|             |                         | 7/16/13     | 7.61    | 21.5         | 489.6      | 63.6                      |
|             |                         | 10/9/13     | 7.57    | 20.5         | 485.8      | 49.4                      |
|             |                         | 10/9/13 DUP | 7.57    | 20.5         | 485.8      | 51                        |
|             |                         | 1/7/14      | 7.62    | 20.4         | 486.3      | 56.6                      |
|             |                         | 5/14/14     | 7.64    | 20.5         | 493.0      | 61.1                      |
|             |                         | 7/16/14     | 7.68    | 21.4         | 506.9      | 69.1                      |
| 10/15/14    | 7.38                    | 22.2        | 506.0   | 63.4         |            |                           |
| 1/29/15     | 7.59                    | 21.2        | 495     | 77.1         |            |                           |
| 7/21/15     | 7.63                    | 21.6        | 494     | 55.5         |            |                           |
| 1/13/16     | 7.62                    | 19.9        | 474.1   | 43.5         |            |                           |
| 7/19/16     | 7.47                    | 20.9        | 493.2   | 54.8         |            |                           |
| 1/19/17     | 7.41                    | 20.0        | 480.4   | 57.1         |            |                           |
| 9/6/17      | 7.41                    | 20.3        | 525.5   | 75.1         |            |                           |
| AWC-04      | 616584                  | 2/4/08      | ND      | ND           | ND         | 18                        |
|             |                         | 4/7/08      | ND      | ND           | ND         | 18                        |
|             |                         | 6/2/08      | ND      | ND           | ND         | 14.3                      |
|             |                         | 8/12/08     | 7.08    | 22.5         | 458        | 21.6                      |
|             |                         | 10/23/08    | 6.91    | 22.2         | 616        | 24                        |
|             |                         | 3/11/09     | 7.02    | 21.3         | 539        | 27.2                      |
|             |                         | 4/22/09     | 6.93    | 22.1         | 560        | 26.1                      |
|             |                         | 7/22/09     | 7.13    | 22.5         | 587        | 26.2                      |
|             |                         | 10/21/09    | 7.00    | 21.2         | 607        | 25.7                      |
|             |                         | 2/3/10      | 7.35    | 19.3         | 438        | 16.3                      |
|             |                         | 4/23/10     | 7.14    | 19.2         | 625        | 27.4                      |
|             |                         | 7/20/10     | 7.02    | 24.1         | 600        | 26.6                      |
|             |                         | 11/4/10     | 7.41    | 20.3         | 593.2      | 24                        |
|             |                         | 1/19/11     | 8.15    | 20.5         | 690        | 26.2                      |
|             |                         | 4/7/11      | 7.00    | 20.4         | 637.2      | 25.8                      |
|             |                         | 7/13/11     | 6.88    | 20.4         | 610.1      | 25.7                      |
|             |                         | 10/13/11    | 6.38    | 24.0         | 619.7      | 27.6                      |
|             |                         | 2/2/12      | 6.97    | 20.1         | 637.6      | 27.2                      |
|             |                         | 4/24/12     | 7.10    | 22.1         | 570        | 25.2                      |
|             |                         | 7/5/12      | 7.03    | 21.6         | 568.0      | 28.2                      |
|             |                         | 7/5/12 DUP  | 7.03    | 21.6         | 568.0      | 28.1                      |
|             |                         | 10/18/12    | 7.20    | 20.8         | 606.7      | 26.6                      |
|             |                         | 2/5/13      | 7.29    | 19.7         | 616.8      | 26.9                      |
|             |                         | 4/11/13     | 7.38    | 21.7         | 595.4      | 26.2                      |
|             |                         | 7/16/13     | 7.30    | 21.0         | 585.7      | 27.0                      |
|             |                         | 10/9/13     | 7.36    | 20.4         | 588.6      | 24.6                      |
|             |                         | 1/7/14      | 7.36    | 19.7         | 651.4      | 23.7                      |
|             |                         | 5/14/14     | 7.38    | 19.8         | 674.2      | 22.7                      |
|             |                         | 7/16/14     | 7.32    | 20.7         | 632.2      | 24.1                      |
|             |                         | 7/16/14 DUP | 7.32    | 20.7         | 632.2      | 22.9                      |
| 10/15/14    | 7.01                    | 21.9        | 688     | 21.4         |            |                           |
| 1/29/15     | 7.20                    | 21.0        | 687     | 22.9         |            |                           |
| 7/21/15     | 7.38                    | 21.2        | 619.6   | 23.2         |            |                           |
| 1/13/16     | 7.42                    | 19.2        | 556.6   | 27.0         |            |                           |
| 7/19/16     | 7.24                    | 20.6        | 590.7   | 31.4         |            |                           |
| 1/19/17     | 7.06                    | 19.6        | 658.6   | 22.9         |            |                           |
| 1/19/17 DUP | 7.06                    | 19.6        | 658.6   | 23.1         |            |                           |
| 9/6/17      | 7.17                    | 19.8        | 571.0   | 25.8         |            |                           |

## APPENDIX A Sulfate Data

| Well Name  | ADWR 55 Registry Number | Sample Date | pH (SU) | Temp (deg C) | SC (µS/cm) | Sulfate, dissolved (mg/L) |
|------------|-------------------------|-------------|---------|--------------|------------|---------------------------|
| AWC-05     | 590620                  | 2/4/08      | ND      | ND           | ND         | 13                        |
|            |                         | 4/7/08      | ND      | ND           | ND         | 14                        |
|            |                         | 6/2/08      | ND      | ND           | ND         | 14.3                      |
|            |                         | 8/12/08     | 6.74    | 23.3         | 425        | 14.9                      |
|            |                         | 10/23/08    | 7.45    | 21.0         | 422        | 15.4                      |
|            |                         | 3/11/09     | 7.31    | 22.1         | 398        | 16.5                      |
|            |                         | 6/3/09      | 7.33    | 22.0         | 418        | 12.1                      |
|            |                         | 7/22/09     | 7.49    | 24.4         | 423        | 14.1                      |
|            |                         | 10/21/09    | 7.37    | 21.1         | 433        | 16.5                      |
|            |                         | 2/3/10      | 7.35    | 19.3         | 438        | 16.3                      |
|            |                         | 4/23/10     | 7.62    | 18.9         | 443        | 17.6                      |
|            |                         | 7/20/10     | 7.62    | 24.2         | 440        | 19.1                      |
|            |                         | 11/4/10     | 7.92    | 20.7         | 427.1      | 18.4                      |
|            |                         | 1/19/11     | 7.64    | 20.3         | 420        | 17                        |
|            |                         | 4/7/11      | 7.22    | 20.8         | 438.3      | 17.6                      |
|            |                         | 7/13/11     | 6.52    | 22.9         | 419.8      | 17.9                      |
|            |                         | 10/13/11    | 6.82    | 26.0         | 427.5      | 19                        |
|            |                         | 2/2/12      | 7.35    | 21.4         | 427.9      | 19.5                      |
|            |                         | 4/24/12     | 7.18    | 21.4         | 430        | 15.4                      |
|            |                         | 7/5/12      | 7.24    | 22.6         | 432.1      | 19.1                      |
|            |                         | 10/18/12    | 7.66    | 22.6         | 436.1      | 20.1                      |
|            |                         | 2/5/13      | 7.57    | 20.2         | 437.7      | 20.1                      |
|            |                         | 4/11/13     | 7.54    | 21.2         | 444.5      | 20.3                      |
|            |                         | 7/16/13     | 7.56    | 21.3         | 454.5      | 18.0                      |
|            |                         | 7/16/13 DUP | 7.56    | 21.3         | 454.5      | 17.7                      |
|            |                         | 10/9/13     | 7.58    | 21.3         | 455.3      | 15.4                      |
|            |                         | 5/14/14     | 7.54    | 21.2         | 442.3      | 19.8                      |
|            |                         | 7/16/14     | 7.60    | 22.6         | 470.9      | 20.3                      |
|            |                         | 10/15/14    | 7.38    | 23           | 452        | 20.8                      |
|            |                         | 1/29/15     | 7.64    | 19.6         | 443        | 18.0                      |
| 7/21/15    | 7.67                    | 21.9        | 457.9   | 17.0         |            |                           |
| 1/13/16    | 7.69                    | 19.9        | 444.4   | 14.4         |            |                           |
| 7/19/16    | 7.40                    | 22.2        | 443.1   | 20.7         |            |                           |
| 1/19/17    | 7.45                    | 21.4        | 436.7   | 21.9         |            |                           |
| 9/6/17     | 7.38                    | 20.9        | 447.4   | 19.7         |            |                           |
| 9/6/17 DUP | 7.38                    | 20.9        | 447.4   | 20.5         |            |                           |
| BANKS 986  | 647986                  | 2/27/08     | 7.53    | 21.8         | 980        | 44                        |
|            |                         | 5/12/08     | 7.40    | 22.1         | 1021       | 65.2                      |
|            |                         | 7/21/08     | 7.43    | 22.9         | 1034       | 82.2                      |
|            |                         | 10/13/08    | 7.28    | 21.7         | 980        | 53                        |
|            |                         | 1/21/09     | 7.66    | 21.6         | 872        | 164                       |
|            |                         | 4/8/09      | 7.56    | 22.7         | 933        | 47                        |
|            |                         | 7/9/09      | 7.59    | 23.1         | 871        | 70.9                      |
|            |                         | 10/7/09     | 7.50    | 22.2         | 838        | 67.7                      |
|            |                         | 2/25/10     | 7.56    | 21.1         | 1020       | 50.5                      |
|            |                         | 4/20/10     | 7.71    | 22.8         | 1013       | 53.9                      |
|            |                         | 7/20/10     | 7.70    | 23.2         | 828.3      | 71.5                      |
|            |                         | 10/20/10    | 7.60    | 22.4         | 948.7      | 73.4                      |
|            |                         | 1/17/11     | 7.73    | 20.6         | 1038       | 53.5                      |
|            |                         | 4/5/11      | 7.66    | 21.5         | 965.0      | 64.5                      |
|            |                         | 7/11/11     | 7.72    | 25.4         | 890.0      | 68.8                      |
|            |                         | 10/12/11    | 7.88    | 21.2         | 1551       | 172                       |
|            |                         | 1/31/12     | 7.69    | 20.2         | 1017       | 64.3                      |
|            |                         | 1/31/12 DUP | 7.69    | 20.2         | 1017       | 64.9                      |
|            |                         | 4/11/12     | 7.77    | 22.0         | 1025       | 64.0                      |
|            |                         | 7/6/12      | 7.66    | 23.7         | 940        | 78.6                      |
|            |                         | 7/6/12 DUP  | 7.66    | 23.7         | 940        | 77.9                      |
|            |                         | 10/4/12     | 7.73    | 22.0         | 845.4      | 62.6                      |
|            |                         | 1/18/13     | 7.82    | 21.9         | 832.4      | 70.5                      |
|            |                         | 4/8/13      | 7.87    | 20.7         | 861.7      | 62.9                      |
|            |                         | 7/9/13      | 8.04    | 22.9         | 769.1      | 67.9                      |
|            |                         | 10/15/13    | 7.59    | 21.7         | 1158       | 79.6                      |
|            |                         | 1/14/14     | 7.77    | 20.9         | 967.4      | 75.2                      |
|            |                         | 4/8/14      | 7.47    | 21.4         | 1337       | 113                       |
|            |                         | 7/8/14      | 7.58    | 22.3         | 1175       | 107                       |
|            |                         | 7/8/14 DUP  | 7.58    | 22.3         | 1175       | 110                       |
| 10/21/14   | 7.37                    | 22.7        | 1158    | 91.3         |            |                           |
| 7/24/15    | 7.67                    | 22.6        | 1002    | 76.3         |            |                           |
| 7/12/16    | 7.59                    | 22.2        | 1029    | 68.7         |            |                           |
| 7/26/17    | 7.45                    | 20.9        | 1012    | 88.6         |            |                           |

## APPENDIX A Sulfate Data

| Well Name            | ADWR 55 Registry Number | Sample Date          | pH (SU) | Temp (deg C) | SC (µS/cm) | Sulfate, dissolved (mg/L) |
|----------------------|-------------------------|----------------------|---------|--------------|------------|---------------------------|
| BF-01                | 539783                  | 5/23/08              | 6.41    | 18.3         | 2698       | 1450                      |
|                      |                         | 8/5/08               | 6.11    | 22.4         | 3095       | 1330                      |
|                      |                         | 11/5/08              | 6.33    | 19.9         | 3027       | 1490                      |
|                      |                         | 2/20/09              | 6.42    | 19.2         | 1477       | 1330                      |
|                      |                         | 5/6/09               | 5.98    | 23.9         | 2632       | 1280                      |
|                      |                         | 8/17/09              | 6.21    | 29.7         | 2948       | 1250                      |
|                      |                         | 11/4/09              | 6.24    | 23.0         | 2846       | 1280                      |
|                      |                         | 3/1/10               | 6.34    | 21.1         | 2945       | 1260                      |
|                      |                         | 4/7/10               | 5.83    | 20.4         | 1853       | 1450                      |
|                      |                         | 7/6/10               | 5.93    | 22.6         | 1403       | 1310                      |
|                      |                         | 7/13/11              | 6.26    | 21.3         | 2960       | 1350                      |
|                      |                         | 2/1/12               | 6.18    | 19.8         | 2910       | 1480                      |
|                      |                         | 8/14/12              | 6.00    | 21.5         | 3000       | 1500                      |
|                      |                         | BIMA                 | 577927  | 2/6/08       | 6.69       | 22.2                      |
| 4/25/08 <sup>1</sup> | 6.37                    |                      |         | 23.1         | 1521       | 190                       |
| 5/13/08 <sup>1</sup> | 6.58                    |                      |         | 22.7         | 1489       | 195                       |
| 6/23/08 <sup>1</sup> | 6.30                    |                      |         | 23.3         | 1572       | 225                       |
| 6/23/08 DUP          | 6.30                    |                      |         | 23.3         | 1572       | 196                       |
| 7/29/08 <sup>1</sup> | 6.44                    |                      |         | 23.0         | 1647       | 204                       |
| 8/28/08 <sup>1</sup> | M                       |                      |         | 23.0         | 1776       | 256                       |
| 9/23/08 <sup>1</sup> | 6.29                    |                      |         | 23.0         | 1741       | 296                       |
| 10/22/08             | 6.41                    |                      |         | 22.3         | 1801       | 285                       |
| 1/20/09              | 6.40                    |                      |         | 21.7         | 1233       | 190                       |
| 1/20/09 DUP          | 6.40                    |                      |         | 21.7         | 1233       | 200                       |
| 4/7/09               | 6.45                    |                      |         | 23.4         | 1436       | 212                       |
| 7/8/09               | 6.31                    |                      |         | 23.4         | 1483       | 189                       |
| 10/5/09              | 6.34                    |                      |         | 22.7         | 1525       | 233                       |
| 1/20/10              | 6.88                    |                      |         | 17.0         | M          | 222                       |
| 4/19/10              | 6.70                    |                      |         | 21.9         | 1533       | 256                       |
| 7/12/10              | 6.70                    |                      |         | 24.0         | 1577       | 273                       |
| 10/18/10             | 6.47                    |                      |         | 24.3         | 1702       | 296                       |
| 1/19/11              | 6.65                    |                      |         | 21.2         | 1672       | 283                       |
| 4/4/11               | 6.61                    |                      |         | 24.0         | 1643       | 282                       |
| 8/25/11              | 6.27                    |                      |         | 25.9         | 1460       | 300                       |
| 10/10/11             | 6.5                     |                      |         | 24.1         | 1520       | 322                       |
| 2/3/12               | 6.48                    |                      |         | 18.5         | 1540       | 312                       |
| 4/23/12              | 6.57                    |                      |         | 23.9         | 1790       | 303                       |
| 7/10/12              | 6.06                    |                      |         | 23.7         | 1200       | 301                       |
| 11/29/12             | 6.51                    |                      |         | 20.6         | 1664       | 310                       |
| 3/13/13              | 7.29                    |                      |         | 19.8         | 1175       | 317                       |
| 4/10/13              | 6.64                    |                      |         | 13.9         | 1569       | 308                       |
| 7/8/13               | 6.62                    |                      |         | 28.0         | 1580       | 301                       |
| 10/11/13             | 6.57                    |                      |         | 21.8         | 1749       | 301                       |
| 1/10/14              | 6.63                    |                      |         | 10.7         | 1664       | 297                       |
| 4/10/14              | 6.62                    |                      |         | 15.8         | 1685       | 300                       |
| 7/8/14               | 6.56                    |                      |         | 21.6         | 1653       | 297                       |
| 10/23/14             | 6.25                    | 23.9                 | 1704    | 227          |            |                           |
| 7/23/15              | 6.87                    | 26.2                 | 1627    | 271          |            |                           |
| 7/15/16              | 6.90                    | 28.7                 | 1602    | 271          |            |                           |
| 7/27/17              | 6.84                    | 25.4                 | 1553    | 304          |            |                           |
| BLOMMER              | 633472                  | 2/5/08               | 7.43    | 20.2         | 714        | 206                       |
|                      |                         | 4/21/08 <sup>1</sup> | 7.06    | 21.9         | 753        | 201                       |
|                      |                         | 5/15/08 <sup>1</sup> | 7.16    | 22.2         | 845        | 211                       |
|                      |                         | 6/23/08 <sup>1</sup> | 6.93    | 21.5         | 903        | 193                       |
|                      |                         | 7/29/08 <sup>1</sup> | 7.21    | 22.2         | 921        | 203                       |
|                      |                         | 8/27/08 <sup>1</sup> | 7.12    | 22.1         | 864        | 189                       |
|                      |                         | 9/23/08 <sup>1</sup> | 7.16    | 22.3         | 818        | 193                       |
|                      |                         | 10/22/08             | 7.17    | 21.3         | 873        | 200                       |

## APPENDIX A Sulfate Data

| Well Name   | ADWR 55 Registry Number | Sample Date | pH (SU) | Temp (deg C) | SC (µS/cm) | Sulfate, dissolved (mg/L) |
|-------------|-------------------------|-------------|---------|--------------|------------|---------------------------|
| BMO-2008-1G | 909474                  | 8/27/08     | 7.09    | 24.2         | 808        | 107                       |
|             |                         | 11/11/08    | 7.00    | 20.8         | 721        | 143                       |
|             |                         | 2/25/09     | 7.01    | 22.0         | 860        | 109                       |
|             |                         | 4/28/09     | 7.04    | 22.2         | 762        | 198                       |
|             |                         | 8/4/09      | 7.23    | 22.8         | 950        | 104                       |
|             |                         | 10/27/09    | 7.11    | 21.9         | 922        | 103                       |
|             |                         | 2/17/10     | 7.36    | 20.5         | 899.3      | 98.4                      |
|             |                         | 4/15/10     | 7.04    | 22.2         | 711        | 95.2                      |
|             |                         | 7/7/10      | 6.91    | 21.5         | 640        | 88.1                      |
|             |                         | 7/7/10 DUP  | 6.91    | 21.5         | 640        | 87.1                      |
|             |                         | 2/10/11     | 6.80    | 21.0         | 916        | 105                       |
|             |                         | 7/12/11     | 7.2     | 26.6         | 1015       | 121                       |
|             |                         | 2/8/12      | 7.02    | 20.2         | 869        | 116                       |
|             |                         | 8/14/12     | 6.97    | 21.9         | 959        | 120                       |
|             |                         | 2/14/13     | 7.09    | 21.2         | 986        | 112                       |
|             |                         | 8/14/13     | 6.96    | 21.6         | 1009       | 120                       |
|             |                         | 2/13/14     | 6.76    | 21.1         | 1010       | 114                       |
|             |                         | 7/22/14     | 6.87    | 22.0         | 1010       | 117                       |
|             |                         | 2/4/15      | 7.35    | 22.1         | 942        | 116                       |
|             |                         | 9/10/15     | 7.21    | 21.8         | 953        | 109                       |
| 3/3/16      | 7.16                    | 22.1        | 950     | 108          |            |                           |
| 8/17/16     | 7.05                    | 22.2        | 986     | 121          |            |                           |
| 3/1/17      | 6.99                    | 22.1        | 923     | 110          |            |                           |
| 7/24/17     | 7.11                    | 22.2        | 925     | 112          |            |                           |
| BMO-2008-3B | 909147                  | 7/18/08     | 7.35    | 23.9         | 615        | 106                       |
|             |                         | 11/4/08     | 7.36    | 21.4         | 599        | 179                       |
|             |                         | 11/4/08 DUP | 7.36    | 21.4         | 599        | 177                       |
|             |                         | 2/19/09     | 7.24    | 21.4         | 664        | 155                       |
|             |                         | 5/11/09     | 7.23    | 22.1         | 631        | 149                       |
|             |                         | 8/6/09      | 7.33    | 21.4         | 718        | 151                       |
|             |                         | 8/6/09 DUP  | 7.33    | 21.4         | 718        | 156                       |
|             |                         | 10/26/09    | 7.32    | 21.8         | 684        | 153                       |
|             |                         | 3/3/10      | 7.38    | 21.4         | 695        | 164                       |
|             |                         | 4/8/10      | 6.47    | 21.3         | 585        | 162                       |
|             |                         | 7/1/10      | 6.92    | 21.4         | 541        | 157                       |
|             |                         | 2/14/11     | 6.98    | 20.6         | 698        | 169                       |
|             |                         | 7/12/11     | 7.04    | 21.4         | 672        | 148                       |
|             |                         | 2/23/12     | 6.92    | 21.0         | 695        | 173                       |
|             |                         | 7/10/12     | 7.02    | 21.5         | 651        | 150                       |
|             |                         | 2/15/13     | 6.63    | 20.4         | 692        | 163                       |
|             |                         | 8/27/13     | 7.1     | 21.1         | 725        | 170                       |
|             |                         | 2/11/14     | 7.01    | 20.7         | 729        | 162                       |
|             |                         | 7/21/14     | 6.98    | 21.0         | 706        | 163                       |
|             |                         | 2/5/15      | 7.11    | 21.2         | 652        | 145                       |
| 9/14/15     | 7.29                    | 21.7        | 638     | 133          |            |                           |
| 3/3/16      | 7.29                    | 21.8        | 637     | 136          |            |                           |
| 8/18/16     | 7.18                    | 21.4        | 637     | 139          |            |                           |
| 3/1/17      | 6.99                    | 21.0        | 618     | 135          |            |                           |
| 7/26/17     | 7.17                    | 21.5        | 648     | 147          |            |                           |
| BMO-2008-4B | 910096                  | 12/11/08    | 7.34    | 22.8         | 374        | 9.4                       |
|             |                         | 2/18/09     | 7.17    | 23.2         | 370        | 13.4                      |
|             |                         | 4/30/09     | 7.33    | 24.5         | 376        | 11.4                      |
|             |                         | 4/30/09 DUP | 7.33    | 24.5         | 376        | 11.8                      |
|             |                         | 8/6/09      | 7.53    | 24.6         | 397        | 11.5                      |
|             |                         | 10/27/09    | 7.53    | 23.7         | 379        | 11.2                      |
|             |                         | 2/24/10     | 7.48    | 21.8         | 362        | 9.7                       |
|             |                         | 4/16/10     | 7.70    | 23.4         | 330        | 9.73                      |
|             |                         | 7/2/10      | 7.25    | 23.6         | 323        | 10.10                     |
|             |                         | 2/15/11     | 7.65    | 22.2         | 362        | 8.90                      |
|             |                         | 7/22/11     | 7.33    | 23.7         | 371        | 10.2                      |
|             |                         | 2/23/12     | 7.21    | 22.3         | 354        | 10.5                      |
|             |                         | 8/15/12     | 6.96    | 23.6         | 380        | 9.5                       |
|             |                         | 1/15/13     | 7.63    | 22.7         | 370.2      | 10.3                      |
|             |                         | 1/15/13 DUP | 7.63    | 22.7         | 370.2      | 9.5                       |
|             |                         | 4/15/13     | 7.75    | 23.0         | 368.2      | 11.2                      |
|             |                         | 9/18/13     | 7.69    | 23.4         | 384.6      | 9.8                       |
|             |                         | 1/9/14      | 7.81    | 22.2         | 371.4      | 11.1                      |
|             |                         | 7/18/14     | 7.78    | 23.3         | 379.1      | 11.6                      |
|             |                         | 9/30/17     | 7.43    | 22.6         | 392.5      | 9.88                      |



## APPENDIX A Sulfate Data

| Well Name   | ADWR 55 Registry Number | Sample Date  | pH (SU) | Temp (deg C) | SC (µS/cm) | Sulfate, dissolved (mg/L) |
|-------------|-------------------------|--------------|---------|--------------|------------|---------------------------|
| BMO-2008-5B | 909653                  | 9/30/08      | 7.08    | 22.0         | 688        | 193                       |
|             |                         | 2/18/09      | 7.03    | 21.5         | 691        | 192                       |
|             |                         | 4/27/09      | 7.32    | 22.1         | 605        | 177                       |
|             |                         | 8/4/09       | 7.35    | 22.3         | 724        | 174                       |
|             |                         | 10/29/09     | 7.29    | 21.8         | 731        | 181                       |
|             |                         | 10/29/09 DUP | 7.29    | 21.8         | 731        | 185                       |
|             |                         | 2/15/10      | 7.22    | 21.7         | 720        | 185                       |
|             |                         | 4/15/10      | 7.21    | 23.0         | 571        | 194                       |
|             |                         | 7/7/10       | 6.94    | 22.2         | 551        | 183                       |
|             |                         | 10/5/10      | 6.85    | 22.3         | 722        | 201                       |
|             |                         | 2/14/11      | 6.90    | 21.8         | 725        | 203                       |
|             |                         | 5/12/11      | 7.06    | 21.5         | 722        | 195                       |
|             |                         | 7/13/11      | 6.99    | 22.0         | 712        | 200                       |
|             |                         | 12/7/11      | 6.95    | 19.9         | 730        | 213                       |
|             |                         | 2/3/12       | 7.16    | 20.2         | 726        | 215                       |
|             |                         | 4/18/12      | 6.96    | 21.7         | 712        | 192                       |
|             |                         | 7/10/12      | 6.87    | 21.5         | 726        | 218                       |
|             |                         | 10/16/12     | 6.69    | 21.4         | 712        | 207                       |
|             |                         | 2/7/13       | 7.40    | 21.4         | 771.4      | 229                       |
|             |                         | 2/12/13      | 6.49    | 20.7         | 752        | 227                       |
|             |                         | 5/15/13      | 7.01    | 21.8         | 742        | 220                       |
|             |                         | 8/20/13      | 7.00    | 21.7         | 792        | 226                       |
|             |                         | 11/1/13      | 6.92    | 21.5         | 792        | 233                       |
|             |                         | 2/11/14      | 6.88    | 21.5         | 804        | 230                       |
|             |                         | 5/7/14       | 6.87    | 21.5         | 800        | 228                       |
|             |                         | 8/19/14      | 6.99    | 21.6         | 795        | 221                       |
| 11/13/14    | 6.92                    | 21.9         | 755     | 228          |            |                           |
| 2/3/15      | 7.05                    | 21.8         | 755     | 227          |            |                           |
| 9/8/15      | 7.16                    | 22.3         | 764     | 236          |            |                           |
| 3/14/16     | 7.06                    | 21.5         | 774     | 237          |            |                           |
| 9/14/16     | 7.22                    | 21.8         | 771     | 240          |            |                           |
| 3/1/17      | 7.07                    | 21.5         | 756     | 243          |            |                           |
| 8/1/17      | 7.05                    | 22           | 779     | 245          |            |                           |
| BMO-2008-5M | 909552                  | 10/2/08      | 7.13    | 23.6         | 551        | 107                       |
|             |                         | 2/18/09      | 7.06    | 22.5         | 562        | 122                       |
|             |                         | 4/27/09      | 7.50    | 22.9         | 501        | 111                       |
|             |                         | 8/4/09       | 7.53    | 23.1         | 605        | 122                       |
|             |                         | 10/29/09     | 7.35    | 22.4         | 610        | 123                       |
|             |                         | 2/15/10      | 7.31    | 22.5         | 581        | 123                       |
|             |                         | 4/16/10      | 7.28    | 22.6         | 509        | 125                       |
|             |                         | 4/16/10 DUP  | 7.28    | 22.6         | 509        | 124                       |
|             |                         | 7/7/10       | 7.02    | 23.5         | 482        | 123                       |
|             |                         | 10/5/10      | 6.81    | 22.5         | 602        | 127                       |
|             |                         | 2/14/11      | 6.95    | 22.2         | 591        | 124                       |
|             |                         | 5/12/11      | 7.16    | 23.0         | 558        | 119                       |
|             |                         | 7/12/11      | 7.22    | 22.7         | 590        | 126                       |
|             |                         | 12/7/11      | 7.1     | 21.2         | 601        | 129                       |
|             |                         | 2/3/12       | 6.99    | 21.5         | 589        | 130                       |
|             |                         | 4/18/12      | 6.71    | 22.4         | 587        | 120                       |
|             |                         | 7/10/12      | 6.82    | 22.4         | 592        | 135                       |
|             |                         | 10/16/12     | 6.86    | 21.9         | 591        | 134                       |
|             |                         | 2/12/13      | 6.65    | 21.6         | 610        | 139                       |
|             |                         | 5/15/13      | 6.73    | 22.4         | 603        | 135                       |
|             |                         | 8/20/13      | 7.18    | 22.5         | 640        | 138                       |
|             |                         | 11/1/13      | 7.07    | 22.0         | 641        | 142                       |
|             |                         | 2/11/14      | 6.84    | 22.1         | 646        | 138                       |
|             |                         | 5/7/14       | 6.85    | 22.1         | 648        | 140                       |
|             |                         | 8/19/14      | 6.97    | 22.1         | 645        | 143                       |
|             |                         | 11/13/14     | 7.18    | 22.6         | 612        | 139                       |
| 2/3/15      | 7.26                    | 22.5         | 612     | 143          |            |                           |
| 9/8/15      | 7.19                    | 23.1         | 615     | 146          |            |                           |
| 3/14/16     | 7.26                    | 22.5         | 618     | 142          |            |                           |
| 9/14/16     | 7.12                    | 22.5         | 623     | 153          |            |                           |
| 3/1/17      | 6.97                    | 22.4         | 621     | 157          |            |                           |
| 8/1/17      | 7.11                    | 22.8         | 636     | 159          |            |                           |

## APPENDIX A Sulfate Data

| Well Name   | ADWR 55 Registry Number | Sample Date | pH (SU) | Temp (deg C) | SC (µS/cm) | Sulfate, dissolved (mg/L) |
|-------------|-------------------------|-------------|---------|--------------|------------|---------------------------|
| BMO-2008-6B | 909146                  | 7/16/08     | 7.36    | 24.1         | 475        | 53.3                      |
|             |                         | 11/4/08     | 7.41    | 21.5         | 398        | 60.3                      |
|             |                         | 2/19/09     | 7.23    | 21.1         | 444        | 54.3                      |
|             |                         | 4/27/09     | 7.55    | 21.7         | 389        | 52.7                      |
|             |                         | 8/4/09      | 7.48    | 23.4         | 470        | 48.5                      |
|             |                         | 10/26/09    | 7.29    | 22.5         | 448        | 48.7                      |
|             |                         | 2/15/10     | 7.53    | 21.2         | 391        | 33.5                      |
|             |                         | 4/15/10     | 7.47    | 21.0         | 362        | 37.0                      |
|             |                         | 7/1/10      | 7.24    | 22.2         | 361        | 40.1                      |
|             |                         | 10/5/10     | 7.05    | 21.0         | 407        | 37.2                      |
|             |                         | 2/14/11     | 7.27    | 21.8         | 397        | 40.2                      |
|             |                         | 5/12/11     | 7.32    | 21.5         | 380        | 35.0                      |
|             |                         | 7/12/11     | 7.27    | 21.1         | 390        | 37.8                      |
|             |                         | 12/7/11     | 7.28    | 20.8         | 330        | 21.8                      |
|             |                         | 2/3/12      | 7.28    | 20.1         | 346        | 23.0                      |
|             |                         | 4/18/12     | 7.25    | 21.4         | 336        | 19.7                      |
|             |                         | 7/10/12     | 6.86    | 21.2         | 328        | 21.9                      |
|             |                         | 10/16/12    | 6.79    | 21.5         | 342        | 19.9                      |
|             |                         | 2/12/13     | 6.87    | 20.7         | 339        | 16.2                      |
|             |                         | 5/15/13     | 6.87    | 21.2         | 297        | 12.7                      |
|             |                         | 8/20/13     | 7.36    | 21.5         | 310        | 10.6                      |
|             |                         | 11/1/13     | 7.04    | 21.0         | 340        | 13.9                      |
|             |                         | 2/11/14     | 7.38    | 21.6         | 290        | 20.1                      |
|             |                         | 5/7/14      | 7.48    | 21.1         | 297        | 13.6                      |
|             |                         | 8/19/14     | 7.08    | 21.6         | 298        | 13.4                      |
|             |                         | 11/13/14    | 7.23    | 21.6         | 305        | 14.9                      |
| 2/3/15      | 7.24                    | 20.6        | 272     | 12.1         |            |                           |
| 9/8/15      | 7.26                    | 22.2        | 282     | 11.8         |            |                           |
| 3/14/16     | 7.47                    | 21.9        | 267     | 12.4         |            |                           |
| 9/14/16     | 7.46                    | 21.8        | 301     | 12.6         |            |                           |
| 3/1/17      | 7.37                    | 21.4        | 271     | 12.1         |            |                           |
| 7/10/17     | 7.52                    | 22.1        | 291     | 11.7         |            |                           |
| BMO-2008-6M | 909019                  | 7/10/08     | M       | 22.1         | 702        | 182                       |
|             |                         | 11/4/08     | 7.33    | 21.8         | 621        | 199                       |
|             |                         | 2/20/09     | 7.11    | 22.0         | 702        | 193                       |
|             |                         | 4/28/09     | 7.34    | 22.4         | 595        | 119                       |
|             |                         | 8/4/09      | 7.40    | 23.3         | 750        | 189                       |
|             |                         | 10/26/09    | 7.18    | 22.4         | 727        | 187                       |
|             |                         | 2/15/10     | 7.29    | 20.8         | 733        | 193                       |
|             |                         | 4/15/10     | 7.36    | 20.2         | 619        | 208                       |
|             |                         | 7/1/10      | 7.15    | 22.0         | 571        | 198                       |
|             |                         | 10/5/10     | 6.87    | 21.3         | 720        | 202                       |
|             |                         | 2/14/11     | 6.80    | 21.3         | 731        | 202                       |
|             |                         | 5/12/11     | 7.12    | 21.9         | 709        | 189                       |
|             |                         | 7/12/11     | 7.06    | 21.8         | 709        | 194                       |
|             |                         | 12/7/11     | 6.94    | 21.3         | 710        | 200                       |
|             |                         | 2/3/12      | 7.03    | 21.2         | 720        | 206                       |
|             |                         | 4/18/12     | 7.01    | 21.4         | 701        | 188                       |
|             |                         | 7/10/12     | 6.67    | 21.4         | 702        | 208                       |
|             |                         | 10/16/12    | 6.89    | 21.8         | 708        | 207                       |
|             |                         | 2/12/13     | 6.71    | 20.5         | 740        | 204                       |
|             |                         | 5/8/13      | 7.01    | 21.9         | 726        | 212                       |
|             |                         | 8/20/13     | 6.99    | 21.7         | 772        | 213                       |
|             |                         | 11/1/13     | 6.83    | 21.5         | 773        | 223                       |
|             |                         | 2/11/14     | 6.81    | 21.8         | 786        | 217                       |
|             |                         | 5/7/14      | 6.77    | 21.3         | 788        | 220                       |
|             |                         | 8/19/14     | 6.9     | 21.9         | 774        | 210                       |
|             |                         | 11/13/14    | 7.14    | 22.0         | 740        | 218                       |
| 2/3/15      | 7.20                    | 21.9        | 741     | 216          |            |                           |
| 9/8/15      | 7.09                    | 23.0        | 750     | 222          |            |                           |
| 3/14/16     | 7.16                    | 22.1        | 768     | 229          |            |                           |
| 9/14/16     | 7.06                    | 22.2        | 760     | 229          |            |                           |
| 3/1/17      | 6.92                    | 21.9        | 745     | 237          |            |                           |
| 7/10/17     | 7.04                    | 22.6        | 742     | 218          |            |                           |

## APPENDIX A Sulfate Data

| Well Name   | ADWR 55 Registry Number | Sample Date | pH (SU) | Temp (deg C) | SC (µS/cm) | Sulfate, dissolved (mg/L) |
|-------------|-------------------------|-------------|---------|--------------|------------|---------------------------|
| BMO-2008-7M | 908794                  | 7/14/08     | 7.63    | 25.2         | 500        | 31.4                      |
|             |                         | 11/6/08     | 7.53    | 22.6         | 380        | 34.5                      |
|             |                         | 2/18/09     | 7.31    | 23.3         | 452        | 27.6                      |
|             |                         | 5/11/09     | 7.43    | 24.4         | 426        | 26.0                      |
|             |                         | 8/6/09      | 7.81    | 24.1         | 486        | 25.1                      |
|             |                         | 10/27/09    | 7.53    | 23.0         | 470        | 26.1                      |
|             |                         | 2/17/10     | 7.57    | 23.4         | 452        | 25.4                      |
|             |                         | 2/17/10 DUP | 7.57    | 23.4         | 452        | 25.0                      |
|             |                         | 4/15/10     | 7.52    | 23.2         | 415        | 26.0                      |
|             |                         | 7/6/10      | 7.28    | 23.5         | 391        | 22.8                      |
|             |                         | 2/14/11     | 7.18    | 22.0         | 465        | 27.5                      |
|             |                         | 2/14/11 DUP | 7.18    | 22.0         | 465        | 26.4                      |
|             |                         | 7/15/11     | 7.1     | 22.8         | 466        | 26.5                      |
|             |                         | 1/30/12     | 7.16    | 22.0         | 454        | 26.4                      |
|             |                         | 7/11/12     | 7.18    | 22.7         | 455        | 28.1                      |
|             |                         | 2/15/13     | 7.23    | 21.8         | 471        | 25.8                      |
|             |                         | 8/28/13     | 7.15    | 22.9         | 494        | 27.7                      |
|             |                         | 8/28/13 DUP | 7.15    | 22.9         | 494        | 27.8                      |
|             |                         | 2/13/14     | 7.09    | 22.6         | 494        | 27.8                      |
|             |                         | 7/22/14     | 7.13    | 23.2         | 488        | 27.3                      |
| 9/14/15     | 7.51                    | 23.4        | 469     | 30.6         |            |                           |
| 8/18/16     | 7.43                    | 23.3        | 457     | 30.0         |            |                           |
| 7/10/17     | 7.36                    | 23.5        | 464     | 33.1         |            |                           |
| BMO-2008-8B | 910097                  | 12/5/08     | 6.47    | 20.1         | 2480       | 1890                      |
|             |                         | 2/19/09     | 6.19    | 21.0         | 2958       | 1570                      |
|             |                         | 5/5/09      | 6.18    | 21.3         | 2888       | 1370                      |
|             |                         | 8/10/09     | 6.42    | 21.5         | 2897       | 1250                      |
|             |                         | 11/9/09     | 6.33    | 21.8         | 2889       | 1510                      |
|             |                         | 11/9/09 DUP | 6.33    | 21.8         | 2889       | 1520                      |
|             |                         | 3/3/10      | 6.51    | 20.4         | 3016       | 1320                      |
|             |                         | 4/16/10     | 6.06    | 21.4         | 1682       | 1470                      |
|             |                         | 7/1/10      | 6.10    | 21.4         | 1594       | 1440                      |
|             |                         | 7/15/11     | 6.21    | 21.2         | 2940       | 1380                      |
|             |                         | 1/30/12     | 6.22    | 21.2         | 2880       | 1480                      |
|             |                         | 1/30/12 DUP | 6.22    | 21.2         | 2880       | 1480                      |
|             |                         | 7/12/12     | 6.41    | 21.1         | 2860       | 1440                      |
|             |                         | 2/13/13     | 6.25    | 20.7         | 2830       | 1330                      |
|             |                         | 8/12/13     | 6.38    | 21.3         | 2780       | 1420                      |
|             |                         | 7/24/14     | 6.26    | 21.2         | 2520       | 1380                      |
|             |                         | 7/10/17     | 6.69    | 22.2         | 1540       | 1240                      |
|             |                         | BMO-2008-8M | 909711  | 12/9/08      | 7.16       | 23.4                      |
| 2/19/09     | 7.27                    |             |         | 23.5         | 758        | 147                       |
| 2/19/09 DUP | 7.27                    |             |         | 23.5         | 758        | 149                       |
| 5/5/09      | 7.19                    |             |         | 25.1         | 680        | 122                       |
| 8/10/09     | 7.49                    |             |         | 24.8         | 673        | 107                       |
| 11/5/09     | 7.30                    |             |         | 25.4         | 675        | 104                       |
| 3/3/10      | 7.70                    |             |         | 24.1         | 641        | 99.5                      |
| 4/16/10     | 7.29                    |             |         | 24.5         | 541        | 97.0                      |
| 7/1/10      | 6.99                    |             |         | 25.0         | 502        | 94.7                      |
| 1/24/11     | 7.05                    |             |         | 23.4         | 595        | 98.2                      |
| 7/15/11     | 6.89                    |             |         | 22.1         | 590        | 79.9                      |
| 1/30/12     | 7.36                    |             |         | 23.9         | 565        | 77.6                      |
| 7/12/12     | 7.15                    |             |         | 24.2         | 554        | 73.1                      |
| 7/12/12 DUP | 7.15                    |             |         | 24.2         | 554        | 73.2                      |
| 2/14/13     | 7.1                     |             |         | 24.3         | 565        | 64.9                      |
| 8/12/13     | 7.19                    |             |         | 24.6         | 585        | 65.0                      |
| 2/19/14     | 7.07                    |             |         | 24.3         | 579        | 63.3                      |
| 2/19/14 DUP | 7.07                    |             |         | 24.3         | 579        | 63.4                      |
| 7/24/14     | 7.07                    |             |         | 24.7         | 569        | 66.8                      |
| 9/15/15     | 7.35                    |             |         | 25.0         | 541        | 67.0                      |
| 9/15/16     | 7.52                    |             |         | 24.6         | 535        | 63.5                      |
| 9/15/16 DUP | 7.52                    |             |         | 24.6         | 535        | 63.9                      |
| 7/10/17     | 7.28                    | 24.7        | 542     | 74.1         |            |                           |

## APPENDIX A Sulfate Data

| Well Name     | ADWR 55 Registry Number | Sample Date | pH (SU) | Temp (deg C) | SC (µS/cm) | Sulfate, dissolved (mg/L) |
|---------------|-------------------------|-------------|---------|--------------|------------|---------------------------|
| BMO-2008-9M   | 909255                  | 8/8/08      | 7.72    | 25.7         | 415        | 47.3                      |
|               |                         | 11/5/08     | 7.89    | 21.4         | 444        | 54.4                      |
|               |                         | 2/26/09     | 7.71    | 24.5         | 482        | 28.8                      |
|               |                         | 5/12/09     | 7.76    | 24.8         | 449        | 51.7                      |
|               |                         | 8/17/09     | 7.76    | 25.6         | 534        | 53.4                      |
|               |                         | 11/3/09     | 7.82    | 24.9         | 552        | 56.9                      |
|               |                         | 3/4/10      | 8.07    | 22.4         | 520        | 58.6                      |
|               |                         | 4/6/10      | 6.74    | 23.8         | 484        | 60.1                      |
|               |                         | 7/1/10      | 7.40    | 24.6         | 425        | 61.0                      |
|               |                         | 2/10/11     | 6.79    | 24.0         | 520        | 64.2                      |
|               |                         | 7/15/11     | 7.56    | 24.3         | 516        | 67.0                      |
|               |                         | 2/1/12      | 7.54    | 22.4         | 516        | 67.4                      |
|               |                         | 7/12/12     | 7.68    | 24.2         | 513        | 68.9                      |
|               |                         | 2/13/13     | 7.37    | 23.8         | 531        | 68.2                      |
|               |                         | 8/12/13     | 7.47    | 24.2         | 553        | 71.1                      |
|               |                         | 2/18/14     | 7.26    | 23.8         | 569        | 74.1                      |
|               |                         | 7/24/14     | 7.36    | 24.4         | 571        | 74.2                      |
| 9/14/15       | 7.68                    | 24.7        | 550     | 85.6         |            |                           |
| 9/15/16       | 7.64                    | 24.4        | 571     | 86.7         |            |                           |
| 7/11/17       | 7.57                    | 24.5        | 572     | 92.0         |            |                           |
| BMO-2008-10GL | 909435                  | 8/20/08     | 6.22    | 29.5         | 2924       | 1320                      |
|               |                         | 11/5/08     | 6.47    | 25.3         | 2573       | 1290                      |
|               |                         | 2/25/09     | 6.34    | 26.8         | 2646       | 1180                      |
|               |                         | 5/12/09     | 6.35    | 26.2         | 2402       | 1120                      |
|               |                         | 8/11/09     | 6.52    | 27.3         | 2661       | 1030                      |
|               |                         | 11/2/09     | 6.52    | 26.7         | 2565       | 1100                      |
|               |                         | 3/4/10      | 6.76    | 24.1         | 2937       | 1080                      |
|               |                         | 4/8/10      | 6.03    | 25.6         | 1575       | 1260                      |
|               |                         | 7/2/10      | 6.16    | 26.3         | 1338       | 1020                      |
|               |                         | 7/13/11     | 6.32    | 24.8         | 1726       | 644                       |
|               |                         | 2/2/12      | 6.45    | 24.8         | 1600       | 624                       |
|               |                         | 7/13/12     | 6.71    | 25.7         | 1571       | 545                       |
|               |                         | 2/18/13     | 6.45    | 25.4         | 1530       | 498                       |
|               |                         | 2/18/13 DUP | 6.45    | 25.4         | 1530       | 494                       |
|               |                         | 8/13/13     | 6.57    | 25.5         | 1586       | 520                       |
|               |                         | 8/7/14      | 6.56    | 25.8         | 1417       | 442                       |
|               |                         | 7/11/17     | 6.14    | 25.6         | 3790       | 1810                      |
| BMO-2008-10GU | 909272                  | 8/4/08      | 6.41    | 23.6         | 3660       | 2210                      |
|               |                         | 11/5/08     | 6.15    | 20.2         | 3343       | 1890                      |
|               |                         | 2/25/09     | 5.96    | 22.7         | 3426       | 1740                      |
|               |                         | 5/6/09      | 5.99    | 23.2         | 3359       | 1710                      |
|               |                         | 8/11/09     | 6.28    | 22.5         | 3348       | 1690                      |
|               |                         | 11/2/09     | 6.27    | 21.8         | 3157       | 1730                      |
|               |                         | 3/10/10     | 6.67    | 19.1         | 3951       | 1700                      |
|               |                         | 4/7/10      | 5.96    | 20.4         | 3210       | 1510                      |
|               |                         | 7/6/10      | 5.90    | 21.8         | 1610       | 1670                      |
|               |                         | 7/13/11     | 6.12    | 22.3         | 3890       | 1670                      |
|               |                         | 2/1/12      | 6.09    | 19.2         | 3820       | 1870                      |
|               |                         | 8/19/13     | 6.10    | 21.0         | 3630       | 1780                      |
|               |                         | 8/9/17      | 6.06    | 20.4         | 3860       | 1990                      |
|               |                         | 8/9/17 DUP  | 6.06    | 20.4         | 3860       | 1960                      |
|               |                         | 8/22/08     | 8.02    | 28.2         | 359        | 14.2                      |
|               |                         | 11/12/08    | 7.96    | 24.2         | 257        | 13.9                      |
|               |                         | 2/26/09     | 7.92    | 25.1         | 319        | 12.3                      |
| 4/28/09       | 8.14                    | 25.5        | 273     | 11.8         |            |                           |
| 8/12/09       | 8.24                    | 25.3        | 365     | 11.2         |            |                           |
| 11/9/09       | 8.03                    | 25.5        | 339     | 13.9         |            |                           |
| 3/1/10        | 8.37                    | 23.2        | 338     | 13.0         |            |                           |
| 4/9/10        | 6.88                    | 24.5        | 301     | 13.0         |            |                           |
| 7/1/10        | 6.97                    | 25.4        | 298     | 12.3         |            |                           |
| 2/10/11       | 6.99                    | 24.0        | 327     | 11.7         |            |                           |
| 7/22/11       | 7.26                    | 24.6        | 331     | 12.1         |            |                           |
| 7/22/11 DUP   | 7.26                    | 24.6        | 331     | 12.0         |            |                           |
| 1/31/12       | 7.41                    | 24.1        | 328     | 11.9         |            |                           |
| 8/14/12       | 7.35                    | 24.6        | 337     | 12.3         |            |                           |
| 2/13/13       | 7.54                    | 24.2        | 343     | 11.9         |            |                           |
| 8/27/13       | 7.48                    | 24.9        | 363     | 12.2         |            |                           |
| 2/19/14       | 7.51                    | 24.2        | 363     | 12.2         |            |                           |
| 8/14/14       | 7.58                    | 24.7        | 360     | 12.4         |            |                           |
| 2/5/15        | 7.87                    | 24.8        | 334     | 12.5         |            |                           |
| 9/14/15       | 7.78                    | 25.3        | 335     | 12.3         |            |                           |
| 9/14/15 DUP   | 7.78                    | 25.3        | 335     | 12.4         |            |                           |
| 3/15/16       | 7.76                    | 24.9        | 334     | 12.2         |            |                           |
| 8/17/16       | 7.96                    | 25.6        | 332     | 12.6         |            |                           |
| 3/2/17        | 7.59                    | 24.8        | 328     | 12.5         |            |                           |
| 7/11/17       | 7.85                    | 25.4        | 333     | 12.4         |            |                           |

## APPENDIX A Sulfate Data

| Well Name    | ADWR 55 Registry Number | Sample Date | pH (SU) | Temp (deg C) | SC (µS/cm) | Sulfate, dissolved (mg/L) |
|--------------|-------------------------|-------------|---------|--------------|------------|---------------------------|
| BMO-2008-13B | 909551                  | 10/3/08     | 6.49    | 21.6         | 2180       | 980                       |
|              |                         | 2/17/09     | 6.51    | 20.9         | 1941       | 1000                      |
|              |                         | 5/6/09      | 6.55    | 22.0         | 1891       | 930                       |
|              |                         | 8/5/09      | 6.63    | 21.5         | 2137       | 950                       |
|              |                         | 10/28/09    | 6.81    | 19.7         | 2259       | 1010                      |
|              |                         | 2/16/10     | 6.87    | 20.8         | 2093       | 997                       |
|              |                         | 4/14/10     | 6.38    | 21.2         | 1346       | 974                       |
|              |                         | 7/6/10      | 6.37    | 21.8         | 1208       | 972                       |
|              |                         | 7/15/11     | 6.44    | 20.8         | 2160       | 1010                      |
|              |                         | 2/9/12      | 6.68    | 20.3         | 2180       | 1060                      |
|              |                         | 7/11/12     | 6.55    | 21.2         | 2190       | 1080                      |
|              |                         | 2/27/13     | 6.54    | 20.3         | 2160       | 1090                      |
|              |                         | 9/4/13      | 6.57    | 20.8         | 2070       | 1050                      |
|              |                         | 8/19/14     | 6.63    | 21.2         | 1890       | 1070                      |
| 8/2/17       | 6.67                    | 21.2        | 2130    | 1050         |            |                           |
| BMO-2008-13M | 909760                  | 12/3/08     | 7.73    | 24.1         | 1463       | 494                       |
|              |                         | 2/17/09     | 8.21    | 22.7         | 1340       | 441                       |
|              |                         | 4/29/09     | 8.04    | 24.8         | 1126       | 217                       |
|              |                         | 8/5/09      | 8.04    | 25.4         | 1392       | 387                       |
|              |                         | 10/28/09    | 8.12    | 21.4         | 1347       | 403                       |
|              |                         | 2/16/10     | 8.07    | 24.9         | 1297       | 375                       |
|              |                         | 4/13/10     | 8.06    | 23.2         | 1130       | 398                       |
|              |                         | 7/2/10      | 8.30    | 23.9         | 1027       | 386                       |
|              |                         | 7/15/11     | 8.4     | 23.4         | 1331       | 388                       |
|              |                         | 2/6/12      | 8.47    | 23.2         | 1300       | ND                        |
|              |                         | 8/13/12     | 8.75    | 24.2         | 1311       | 397                       |
|              |                         | 2/15/13     | 8.8     | 22.4         | 1280       | 383                       |
|              |                         | 9/6/13      | 8.81    | 23.8         | 1300       | 402                       |
|              |                         | 8/20/14     | 8.48    | 23.6         | 1362       | 410                       |
| 8/15/17      | 8.42                    | 24.7        | 1305    | 386          |            |                           |
| BMO-2010-1M  | 219957                  | 9/9/10      | 7.82    | 24.6         | 727.0      | 150                       |
|              |                         | 11/11/10    | 8.68    | 19.9         | 570        | 98                        |
|              |                         | 2/11/11     | 8.15    | 20.8         | 589        | 138                       |
|              |                         | 5/12/11     | 7.74    | 23.0         | 710        | 129                       |
|              |                         | 8/31/11     | 7.74    | 23.2         | 562        | 154                       |
|              |                         | 12/13/11    | 7.63    | 21.3         | 713        | 149                       |
|              |                         | 2/8/12      | 7.69    | 22.0         | 605        | 158                       |
|              |                         | 4/24/12     | 7.08    | 23.4         | 701        | 150                       |
|              |                         | 7/9/12      | 6.37    | 24.3         | 715        | 161                       |
|              |                         | 10/17/12    | 7.40    | 23.9         | 699        | 154                       |
|              |                         | 2/13/13     | 7.09    | 22.2         | 712        | 152                       |
|              |                         | 5/8/13      | 7.12    | 22.5         | 725        | 160                       |
|              |                         | 8/15/13     | 7.39    | 23.5         | 767        | 156                       |
|              |                         | 11/4/13     | 7.38    | 22.6         | 774        | 163                       |
|              |                         | 2/12/14     | 8.33    | 22.0         | 672        | 161                       |
|              |                         | 6/2/14      | 7.55    | 23.3         | 771        | 165                       |
|              |                         | 8/4/14      | 7.38    | 23.8         | 772        | 179                       |
| 11/12/14     | 7.43                    | 23.4        | 733     | 165          |            |                           |
| 9/9/15       | 7.59                    | 24.2        | 729     | 170          |            |                           |
| 8/25/16      | 7.93                    | 23.3        | 646     | 169          |            |                           |
| 7/12/17      | 7.70                    | 24.0        | 715     | 180          |            |                           |
| BMO-2010-2M  | 219958                  | 9/15/10     | 6.66    | 22.6         | 2054       | 915                       |
|              |                         | 11/11/10    | 6.97    | 20.6         | 1800       | 935                       |
|              |                         | 2/10/11     | 6.53    | 20.8         | 2120       | 950                       |
|              |                         | 5/13/11     | 6.54    | 21.1         | 2160       | 887                       |
|              |                         | 7/14/11     | 6.62    | 21.5         | 2160       | 917                       |
|              |                         | 12/13/11    | 6.59    | 20.3         | 2140       | 984                       |
|              |                         | 1/30/12     | 6.41    | 21.4         | 2180       | 989                       |
|              |                         | 4/18/12     | 6.48    | 21.2         | 2170       | 893                       |
|              |                         | 7/9/12      | 6.41    | 21.8         | 2190       | 1030                      |
|              |                         | 10/17/12    | 6.60    | 21.3         | 2200       | 998                       |
|              |                         | 2/13/13     | 6.45    | 21.0         | 2190       | 962                       |
|              |                         | 5/8/13      | 6.42    | 21.0         | 2160       | 996                       |
|              |                         | 8/15/13     | 6.58    | 21.2         | 2157       | 978                       |
|              |                         | 11/4/13     | 6.53    | 21.9         | 2120       | 998                       |
|              |                         | 2/12/14     | 6.52    | 21.0         | 2160       | 1000                      |
|              |                         | 5/8/14      | 6.46    | 21.0         | 1990       | 1010                      |
|              |                         | 8/14/14     | 6.48    | 21.0         | 1940       | 1040                      |
|              |                         | 8/14/14 DUP | 6.48    | 21.0         | 1940       | 1030                      |
| 11/12/14     | 6.59                    | 21.3        | 2210    | 939          |            |                           |
| 7/12/17      | 6.6                     | 22.2        | 2160    | 967          |            |                           |

## APPENDIX A Sulfate Data

| Well Name    | ADWR 55 Registry Number | Sample Date   | pH (SU) | Temp (deg C) | SC (µS/cm) | Sulfate, dissolved (mg/L) |
|--------------|-------------------------|---------------|---------|--------------|------------|---------------------------|
| BMO-2010-3B  | 219970                  | 7/29/10       | 7.48    | 23.1         | 420        | 16.0                      |
|              |                         | 11/10/10      | 7.43    | 21.2         | 370        | 14.9                      |
|              |                         | 1/20/11       | 7.44    | 20.9         | 416.1      | 14.4                      |
|              |                         | 4/7/11        | 7.38    | 20.1         | 424.6      | 14.9                      |
|              |                         | 7/13/11       | 7.68    | 22.3         | 404.5      | 13.8                      |
|              |                         | 10/13/11      | 7.63    | 23.4         | 411.2      | 15.9                      |
|              |                         | 2/2/12        | 7.52    | 20.4         | 400.2      | 16.9                      |
|              |                         | 2/2/2012 DUP  | 7.52    | 20.4         | 400.2      | 17.1                      |
|              |                         | 4/24/12       | 7.30    | 21.8         | 390        | 16.0                      |
|              |                         | 7/5/12        | 7.51    | 22.4         | 419.1      | 15.7                      |
|              |                         | 10/18/12      | 7.58    | 21.6         | 411.9      | 17.0                      |
|              |                         | 1/16/13       | 7.58    | 20.8         | 420.5      | 17.4                      |
|              |                         | 4/16/13       | 7.65    | 21.2         | 415.1      | 17.5                      |
|              |                         | 7/23/13       | 7.67    | 21.8         | 420        | 19.8                      |
|              |                         | 10/8/13       | 7.72    | 20.9         | 420.3      | 16.8                      |
|              |                         | 1/15/14       | 7.65    | 20.2         | 431.2      | 18.8                      |
|              |                         | 5/13/14       | 7.66    | 21.0         | 421.2      | 18.0                      |
|              |                         | 5/13/2014 DUP | 7.66    | 21.0         | 421.2      | 18.0                      |
|              |                         | 7/15/14       | 7.63    | 21.8         | 419.1      | 19.0                      |
|              |                         | 10/14/14      | 7.48    | 22.6         | 395        | 17.4                      |
| 10/14/14 DUP | 7.48                    | 22.6          | 395     | 18.1         |            |                           |
| 1/28/15      | 7.59                    | 22.2          | 420     | 19.2         |            |                           |
| 7/22/15      | 7.67                    | 21.8          | 420     | 20.7         |            |                           |
| 2/2/16       | 7.67                    | 18.9          | 407.5   | 16.1         |            |                           |
| 7/12/16      | 7.59                    | 21.0          | 424.9   | 16.8         |            |                           |
| 1/18/17      | 7.45                    | 20.5          | 413.9   | 18.8         |            |                           |
| 7/11/17      | 7.40                    | 20.7          | 424.6   | 16.5         |            |                           |
| BMO-2010-3M  | 219969                  | 7/31/10       | 7.73    | 24.3         | 390        | 14.8                      |
|              |                         | 11/10/10      | 7.66    | 21.8         | 340        | 12.6                      |
|              |                         | 11/10/10 DUP  | 7.66    | 21.8         | 340        | 12.7                      |
|              |                         | 1/20/11       | 7.72    | 22.6         | 380.4      | 11.5                      |
|              |                         | 4/7/11        | 7.38    | 23.5         | 376.5      | 12.3                      |
|              |                         | 8/25/11       | 7.17    | 24.3         | 340        | 10.4                      |
|              |                         | 10/13/11      | 7.73    | 23.6         | 375.8      | 10.5                      |
|              |                         | 2/2/12        | 7.68    | 22.0         | 367.1      | 10.6                      |
|              |                         | 4/24/12       | 7.49    | 23.9         | 370        | 10.1                      |
|              |                         | 7/5/12        | 7.66    | 23.7         | 381.8      | 10.3                      |
|              |                         | 10/18/12      | 7.71    | 23.3         | 379.9      | 10.4                      |
|              |                         | 1/16/13       | 7.68    | 22.1         | 383.1      | 10.0                      |
|              |                         | 4/16/13       | 7.83    | 22.3         | 383.7      | 10.2                      |
|              |                         | 4/16/2013 DUP | 7.83    | 22.3         | 383.7      | 10.2                      |
|              |                         | 7/23/13       | 7.80    | 23.4         | 386.0      | 10.7                      |
|              |                         | 10/8/13       | 7.76    | 22.8         | 384.8      | 9.4                       |
|              |                         | 1/15/14       | 7.76    | 22.1         | 389.8      | 9.1                       |
|              |                         | 5/13/14       | 7.75    | 22.9         | 387.1      | 10.4                      |
|              |                         | 7/15/14       | 7.74    | 23.1         | 386.9      | 10.2                      |
|              |                         | 10/14/14      | 7.57    | 24.1         | 367.0      | 10.8                      |
| 1/28/15      | 7.70                    | 24.1          | 391     | 10.6         |            |                           |
| 7/22/15      | 7.79                    | 23.5          | 383.9   | 8.64         |            |                           |
| 7/22/15 DUP  | 7.79                    | 23.5          | 383.9   | 9.25         |            |                           |
| 2/2/16       | 7.83                    | 19.8          | 367.5   | 8.46         |            |                           |
| 7/12/16      | 7.75                    | 22.7          | 383.3   | 10.1         |            |                           |
| 1/18/17      | 7.54                    | 22.2          | 382.3   | 9.97         |            |                           |
| 7/11/17      | 7.52                    | 22.6          | 384.8   | 8.97         |            |                           |
| BMO-2012-1M  | 221388                  | 11/13/12      | 7.55    | 21.3         | 933.7      | 231                       |
|              |                         | 2/27/13       | 6.97    | 22.4         | 793        | 205                       |
|              |                         | 5/8/13        | 6.77    | 22.9         | 814        | 197                       |
|              |                         | 8/14/13       | 7.09    | 22.9         | 858        | 202                       |
|              |                         | 11/1/13       | 6.98    | 22.4         | 850        | 210                       |
|              |                         | 2/13/14       | 7.00    | 22.2         | 883        | 214                       |
|              |                         | 5/8/14        | 6.90    | 22.9         | 875        | 207                       |
|              |                         | 7/22/14       | 6.99    | 22.6         | 857        | 210                       |
|              |                         | 11/13/14      | 7.10    | 22.6         | 839        | 208                       |
|              |                         | 2/4/15        | 7.40    | 22.5         | 843        | 214                       |
|              |                         | 9/10/15       | 7.29    | 23.3         | 862        | 216                       |
|              |                         | 3/3/16        | 7.32    | 23.4         | 888        | 222                       |
|              |                         | 8/17/16       | 7.15    | 23.3         | 928        | 222                       |
|              |                         | 3/2/17        | 6.98    | 23.1         | 922        | 236                       |
|              |                         | 3/2/17 DUP    | 6.98    | 23.1         | 922        | 228                       |
| 7/24/17      | 7.08                    | 23.0          | 938     | 250          |            |                           |
| 8/21/17      | 7.14                    | 22.8          | 944     | 221          |            |                           |

## APPENDIX A Sulfate Data

| Well Name    | ADWR 55 Registry Number | Sample Date  | pH (SU) | Temp (deg C) | SC (µS/cm) | Sulfate, dissolved (mg/L) |
|--------------|-------------------------|--------------|---------|--------------|------------|---------------------------|
| BMO-2014-1BL | 917394                  | 11/7/14      | 7.21    | 24.2         | 716        | 160                       |
|              |                         | 1/29/15      | 7.46    | 22.2         | 686        | 167                       |
|              |                         | 4/15/15      | 7.43    | 21.9         | 695.0      | 167                       |
|              |                         | 7/29/15      | 7.57    | 22.8         | 695.0      | 149                       |
|              |                         | 10/7/15      | 7.55    | 21.6         | 685.9      | 156                       |
|              |                         | 10/7/15 DUP  | 7.55    | 21.6         | 685.9      | 156                       |
|              |                         | 2/4/16       | 7.66    | 20.2         | 675.4      | 146                       |
|              |                         | 4/6/16       | 7.43    | 21.7         | 696.3      | 152                       |
|              |                         | 7/14/16      | 7.47    | 21.9         | 690.7      | 151                       |
|              |                         | 11/2/16      | 7.28    | 21.6         | 689.9      | 143                       |
|              |                         | 1/24/17      | 7.29    | 21.4         | 684.6      | 156                       |
|              |                         | 7/13/17      | 7.26    | 21.6         | 687.5      | 158                       |
| BMO-2014-1BU | 917393                  | 11/13/14     | 7.46    | 22.1         | 571        | 84                        |
|              |                         | 1/28/15      | 7.45    | 21.6         | 694        | 170                       |
|              |                         | 4/15/15      | 7.40    | 21.3         | 735.2      | 189                       |
|              |                         | 7/29/15      | 7.55    | 22.3         | 729.7      | 165                       |
|              |                         | 10/7/15      | 7.51    | 20.9         | 728.8      | 182                       |
|              |                         | 2/4/16       | 7.51    | 20.1         | 715.7      | 163                       |
|              |                         | 4/6/16       | 7.47    | 21.0         | 733.5      | 172                       |
|              |                         | 7/14/16      | 7.45    | 21.6         | 724.8      | 170                       |
|              |                         | 7/14/16 DUP  | 7.45    | 21.6         | 724.8      | 169                       |
|              |                         | 11/2/16      | 7.29    | 20.9         | 719.5      | 155                       |
|              |                         | 1/24/17      | 7.28    | 20.5         | 722.8      | 178                       |
|              |                         | 7/13/17      | 7.27    | 20.8         | 736.4      | 184                       |
| BMO-2014-2BL | 917452                  | 11/20/14     | 7.34    | 22.8         | 804        | 210                       |
|              |                         | 1/29/15      | 7.36    | 20.8         | 1109       | 463                       |
|              |                         | 4/15/15      | 7.27    | 21.2         | 1169       | 463                       |
|              |                         | 7/29/15      | 7.34    | 22.5         | 1191       | 452                       |
|              |                         | 10/7/15      | 7.41    | 20.8         | 1180       | 467                       |
|              |                         | 2/4/16       | 7.38    | 19.7         | 1164       | 434                       |
|              |                         | 2/4/16 DUP   | 7.38    | 19.7         | 1164       | 428                       |
|              |                         | 4/6/16       | 7.43    | 21.2         | 1187       | 456                       |
|              |                         | 7/14/16      | 7.27    | 21.9         | 1182       | 437                       |
|              |                         | 11/2/16      | 7.18    | 20.8         | 1184       | 422                       |
|              |                         | 1/24/17      | 7.11    | 21.3         | 1170       | 453                       |
|              |                         | 9/6/17       | 7.08    | 20.7         | 1197       | 441                       |
| BMO-2014-2BU | 917453                  | 12/1/14      | 7.35    | 20.8         | 819.2      | 230                       |
|              |                         | 1/30/15      | 7.65    | 19.9         | 524        | 63.8                      |
|              |                         | 4/15/15      | 7.56    | 20.7         | 536.1      | 64.8                      |
|              |                         | 7/29/15      | 7.62    | 22.2         | 538.7      | 58.2                      |
|              |                         | 10/7/15      | 7.74    | 20.6         | 541.1      | 62.0                      |
|              |                         | 2/4/16       | 7.58    | 19.8         | 528.0      | 56.5                      |
|              |                         | 4/6/16       | 7.58    | 21.7         | 539.3      | 58.6                      |
|              |                         | 7/14/16      | 7.56    | 21.4         | 536.6      | 59.9                      |
|              |                         | 11/2/16      | 7.39    | 20.2         | 535.9      | 55.8                      |
|              |                         | 1/24/17      | 7.36    | 20.1         | 531.2      | 61.0                      |
|              |                         | 7/13/17      | 7.38    | 20.1         | 536.9      | 60.1                      |
|              |                         | BMO-2014-3BL | 917527  | 2/13/15      | 7.34       | 22.4                      |
| 4/15/15      | 7.72                    |              |         | 21.6         | 402.3      | 8.73                      |
| 7/29/15      | 7.72                    |              |         | 23.1         | 413.7      | 7.92                      |
| 10/7/15      | 7.64                    |              |         | 21.6         | 415.6      | 8.51                      |
| 2/4/16       | 7.62                    |              |         | 20.9         | 409.8      | 8.36                      |
| 4/6/16       | 7.62                    |              |         | 21.9         | 424.9      | 8.62                      |
| 7/14/16      | 7.62                    |              |         | 22.7         | 419.4      | 8.77                      |
| 11/2/16      | 7.40                    |              |         | 21.4         | 423.2      | 7.98                      |
| 1/25/17      | 7.38                    |              |         | 21.4         | 406.4      | 8.37                      |
| 7/13/17      | 7.37                    |              |         | 21.7         | 423.3      | 8.69                      |
| BMO-2014-3BU | 917494                  | 2/24/15      | 7.64    | 18.2         | 471.4      | 8.22                      |
|              |                         | 4/15/15      | 7.67    | 20.4         | 469.5      | 8.71                      |
|              |                         | 7/29/15      | 7.62    | 21.9         | 471.9      | 7.46                      |
|              |                         | 10/7/15      | 7.62    | 20.4         | 467.9      | 7.82                      |
|              |                         | 2/4/16       | 7.64    | 19.7         | 466.4      | 7.68                      |
|              |                         | 4/6/16       | 7.53    | 20.9         | 473.2      | 8.25                      |
|              |                         | 7/14/16      | 7.56    | 21.3         | 465.9      | 8.57                      |
|              |                         | 11/2/16      | 7.40    | 20.0         | 471.1      | 7.79                      |
|              |                         | 1/25/17      | 7.36    | 20.0         | 458.1      | 8.06                      |
| 7/13/17      | 7.34                    | 20.2         | 472.9   | 8.55         |            |                           |

## APPENDIX A Sulfate Data

| Well Name    | ADWR 55 Registry Number | Sample Date | pH (SU) | Temp (deg C) | SC (µS/cm) | Sulfate, dissolved (mg/L) |       |      |
|--------------|-------------------------|-------------|---------|--------------|------------|---------------------------|-------|------|
| BMO-2014-4B  | 917620                  | 3/4/15      | 7.68    | 20.3         | 524.0      | 64.7                      |       |      |
|              |                         | 4/14/15     | 7.61    | 20.9         | 494.7      | 61.7                      |       |      |
|              |                         | 7/23/15     | 7.60    | 21.7         | 493.7      | 57.2                      |       |      |
|              |                         | 10/6/15     | 7.70    | 20.5         | 481.9      | 52.7                      |       |      |
|              |                         | 2/3/16      | 7.74    | 19.8         | 491.1      | 58.2                      |       |      |
|              |                         | 4/5/16      | 7.61    | 20.9         | 491.9      | 53.2                      |       |      |
|              |                         | 7/13/16     | 7.55    | 21.3         | 478.3      | 48.0                      |       |      |
|              |                         | 7/13/16 DUP | 7.55    | 21.3         | 478.3      | 48.3                      |       |      |
|              |                         | 11/1/16     | 7.58    | 20.6         | 472.7      | 42.5                      |       |      |
|              |                         | 11/1/16 DUP | 7.58    | 20.6         | 472.7      | 42.1                      |       |      |
|              |                         | 1/23/17     | 7.42    | 20.4         | 493.0      | 63.6                      |       |      |
|              |                         | 7/12/17     | 7.41    | 20.5         | 483.0      | 56.7                      |       |      |
| BMO-2014-4BL | 917619                  | 3/1/15      | 7.63    | 21.1         | 671.9      | 165                       |       |      |
|              |                         | 4/14/15     | 7.63    | 21.4         | 665.1      | 184                       |       |      |
|              |                         | 7/23/15     | 7.66    | 21.9         | 669.7      | 185                       |       |      |
|              |                         | 7/23/15 DUP | 7.66    | 21.9         | 669.7      | 169                       |       |      |
|              |                         | 10/6/15     | 7.71    | 20.9         | 660.4      | 176                       |       |      |
|              |                         | 2/3/16      | 7.69    | 20.1         | 660.2      | 165                       |       |      |
|              |                         | 4/5/16      | 7.53    | 21.2         | 671.7      | 171                       |       |      |
|              |                         | 7/13/16     | 7.51    | 21.5         | 653.5      | 165                       |       |      |
|              |                         | 11/1/16     | 7.47    | 20.9         | 665.8      | 160                       |       |      |
|              |                         | 1/23/17     | 7.37    | 20.6         | 672.1      | 182                       |       |      |
|              |                         | 7/12/17     | 7.42    | 20.7         | 674.4      | 178                       |       |      |
|              |                         | BMO-2015-1B | 917622  | 3/15/15      | 8.11       | 20.2                      | 676.3 | 175  |
| 4/14/15      | 7.59                    |             |         | 20.9         | 680.1      | 187                       |       |      |
| 7/23/15      | 7.68                    |             |         | 21.7         | 690.7      | 201                       |       |      |
| 10/6/15      | 7.66                    |             |         | 20.6         | 681.9      | 190                       |       |      |
| 2/3/16       | 7.64                    |             |         | 19.8         | 678.5      | 173                       |       |      |
| 4/5/16       | 7.57                    |             |         | 20.5         | 691.4      | 181                       |       |      |
| 7/13/16      | 7.52                    |             |         | 21.2         | 675.3      | 172                       |       |      |
| 11/1/16      | 7.44                    |             |         | 20.4         | 683.6      | 163                       |       |      |
| 1/23/17      | 7.43                    |             |         | 20.4         | 692.6      | 193                       |       |      |
| 7/12/17      | 7.44                    |             |         | 20.5         | 697.6      | 190                       |       |      |
| BMO-2015-1BL | 917621                  |             |         | 3/12/15      | 7.70       | 20.8                      | 708.2 | 221  |
|              |                         |             |         | 4/14/15      | 7.55       | 20.7                      | 733.4 | 239  |
|              |                         | 7/23/15     | 7.62    | 22.3         | 747.3      | 259                       |       |      |
|              |                         | 10/6/15     | 7.74    | 20.8         | 747.3      | 232                       |       |      |
|              |                         | 2/3/16      | 7.71    | 19.2         | 736.1      | 219                       |       |      |
|              |                         | 2/3/16 DUP  | 7.71    | 19.2         | 736.1      | 215                       |       |      |
|              |                         | 4/5/16      | 7.58    | 21.0         | 767.1      | 231                       |       |      |
|              |                         | 7/13/16     | 7.49    | 21.6         | 763.8      | 231                       |       |      |
|              |                         | 11/1/16     | 7.41    | 20.6         | 770.0      | 221                       |       |      |
|              |                         | 1/23/17     | 7.39    | 20.5         | 769.1      | 249                       |       |      |
|              |                         | 7/12/17     | 7.37    | 20.6         | 780.5      | 253                       |       |      |
|              |                         | BMO-2015-2B | 917827  | 3/19/15      | 7.43       | 20.0                      | 795.2 | 288  |
| 4/14/15      | 7.41                    |             |         | 20.7         | 832.4      | 271                       |       |      |
| 7/23/15      | 7.47                    |             |         | 22.2         | 847.5      | 292                       |       |      |
| 10/6/15      | 7.60                    |             |         | 20.9         | 844.3      | 262                       |       |      |
| 2/3/16       | 7.48                    |             |         | 20.4         | 823.2      | 247                       |       |      |
| 4/5/16       | 7.44                    |             |         | 21.4         | 849.8      | 258                       |       |      |
| 7/13/16      | 7.33                    |             |         | 21.8         | 837.2      | 250                       |       |      |
| 11/1/16      | 7.26                    |             |         | 20.6         | 848.1      | 247                       |       |      |
| 1/23/17      | 7.26                    |             |         | 20.5         | 849.6      | 268                       |       |      |
| 7/12/17      | 7.27                    |             |         | 20.4         | 847.9      | 273                       |       |      |
| BMO-2015-2BL | 917828                  |             |         | 3/26/15      | 7.29       | 22.3                      | 887.1 | 280  |
|              |                         |             |         | 4/14/15      | 7.38       | 20.9                      | 860.0 | 305  |
|              |                         | 7/23/15     | 7.43    | 22.1         | 902.3      | 323                       |       |      |
|              |                         | 10/6/15     | 7.54    | 21.2         | 890.3      | 304                       |       |      |
|              |                         | 2/3/16      | 7.45    | 20.5         | 884.7      | 278                       |       |      |
|              |                         | 4/5/16      | 7.42    | 21.3         | 903.9      | 296                       |       |      |
|              |                         | 4/5/16 DUP  | 7.42    | 21.3         | 903.9      | 292                       |       |      |
|              |                         | 7/13/16     | 7.33    | 21.8         | 903.7      | 296                       |       |      |
|              |                         | 11/1/16     | 7.24    | 20.8         | 905.7      | 282                       |       |      |
|              |                         | 1/23/17     | 7.25    | 20.6         | 909.8      | 315                       |       |      |
|              |                         | 7/12/17     | 7.23    | 20.7         | 921.0      | 317                       |       |      |
|              |                         | BOOTH       | 914931  | 1/5/13       | 7.67       | 18.5                      | 574.3 | 91.4 |
| 6/14/13      | 7.61                    |             |         | 51.1         | 604.2      | 95                        |       |      |
| 6/14/13 DUP  | 7.61                    |             |         | 51.1         | 604.2      | 92.5                      |       |      |
| 7/17/13      | 7.75                    |             |         | 23.2         | 497.6      | 75                        |       |      |
| 10/18/13     | 7.66                    |             |         | 19.3         | 597.6      | 92.6                      |       |      |



## APPENDIX A Sulfate Data

| Well Name   | ADWR 55 Registry Number | Sample Date | pH (SU) | Temp (deg C) | SC (µS/cm) | Sulfate, dissolved (mg/L) |
|-------------|-------------------------|-------------|---------|--------------|------------|---------------------------|
| BURKE       | 212268                  | 2/7/08      | 7.17    | 23.0         | 411        | 29.5                      |
|             |                         | 4/22/08     | 7.13    | 27.0         | 423        | 26                        |
|             |                         | 8/5/08      | 7.06    | 26.8         | 496        | 21.9                      |
|             |                         | 10/20/08    | 7.57    | 26.0         | 466        | 20.5                      |
|             |                         | 2/11/09     | 7.23    | 25.0         | 363        | 23.9                      |
|             |                         | 4/28/09     | 7.16    | 26.1         | 369        | 24.2                      |
|             |                         | 8/19/09     | 7.36    | 26.7         | 486        | 22.5                      |
|             |                         | 12/16/09    | 7.28    | 25.7         | 488        | 26                        |
|             |                         | 3/2/10      | 7.56    | 12.3         | 432        | 23.8                      |
|             |                         | 4/22/10     | 7.49    | 16.4         | 452        | 24.8                      |
|             |                         | 7/21/10     | 7.56    | 25.6         | 423.7      | 33.1                      |
|             |                         | 10/10/13    | 7.87    | 21.9         | 469.6      | 27.5                      |
|             |                         | 1/8/14      | 8.17    | 10.9         | 464.9      | 28.6                      |
|             |                         | 4/16/14     | 7.80    | 21.1         | 471.0      | 28.3                      |
|             |                         | 7/21/14     | 8.19    | 27.8         | 448.8      | 29.6                      |
|             |                         | 10/21/14    | 8.06    | 22.2         | 456.0      | 29.1                      |
|             |                         | 8/3/15      | 7.72    | 27.4         | 479.3      | 27.2                      |
| 7/21/16     | 7.98                    | 26.4        | 478.0   | 28.6         |            |                           |
| 7/21/16 DUP | 7.98                    | 26.4        | 478.0   | 28.5         |            |                           |
| 7/25/17     | 7.91                    | 23.5        | 475.3   | 31.7         |            |                           |
| CHAMBERS    | 629807                  | 3/6/08      | 7.73    | 17.8         | 408        | 7.7                       |
|             |                         | 5/5/08      | 7.15    | 22.1         | 421        | 6                         |
|             |                         | 7/14/08     | 7.43    | 23.2         | 434        | 5.8                       |
|             |                         | 10/15/08    | 7.41    | 22.5         | 420        | 4                         |
|             |                         | 1/27/09     | 7.57    | 21.5         | 312        | 5.3                       |
|             |                         | 4/14/09     | 7.42    | 22.4         | 384        | 6.8                       |
|             |                         | 7/15/09     | 7.83    | 23.4         | 414        | 4.3                       |
|             |                         | 10/13/09    | 7.41    | 22.6         | 410        | 6.5                       |
|             |                         | 1/26/10     | 7.31    | 21.3         | 416        | 5.7                       |
|             |                         | 4/23/10     | 7.47    | 20.9         | 427.5      | 8.34                      |
|             |                         | 7/21/10     | 7.49    | 23.1         | 430        | 7.75                      |
|             |                         | 10/19/10    | 8.00    | 23.0         | 440        | 7.04                      |
|             |                         | 1/18/11     | 7.47    | 22.4         | 390        | 7.30                      |
|             |                         | 4/11/11     | 7.18    | 22.0         | 427.3      | 7.74                      |
|             |                         | 7/18/11     | 7.18    | 23.8         | 420.2      | 8.18                      |
|             |                         | 10/12/11    | 7.33    | 22.6         | 425.8      | 7.8                       |
|             |                         | 2/6/12      | 7.43    | 21.8         | 434.6      | 9.08                      |
|             |                         | 4/23/12     | 7.46    | 22.7         | 460        | 8.84                      |
|             |                         | 7/17/12     | 7.31    | 22.4         | 410        | 8.41                      |
|             |                         | 10/8/12     | 7.44    | 22.4         | 430.0      | 10.1                      |
|             |                         | 1/10/13     | 7.57    | 21.5         | 440.8      | 9.64                      |
|             |                         | 4/18/13     | 7.49    | 21.7         | 434.1      | 9.78                      |
|             |                         | 7/15/13     | 7.40    | 22.7         | 434.6      | 9.81                      |
|             |                         | 7/15/13 DUP | 7.40    | 22.7         | 434.6      | 10.2                      |
|             |                         | 10/10/13    | 7.51    | 21.8         | 439.7      | 10.3                      |
|             |                         | 1/13/14     | 7.56    | 21.0         | 431.3      | 10.7                      |
| 4/14/14     | 7.48                    | 22.2        | 435.9   | 10.9         |            |                           |
| 7/10/14     | 7.50                    | 22.9        | 436.4   | 11.0         |            |                           |
| 10/17/14    | 7.31                    | 22.5        | 456.0   | 10.8         |            |                           |
| 7/21/15     | 7.48                    | 22.7        | 447.7   | 11.4         |            |                           |
| 7/14/16     | 7.49                    | 22.8        | 459.8   | 13.2         |            |                           |
| 7/25/17     | 7.34                    | 21.3        | 450.4   | 13.2         |            |                           |
| COB MW-1    | 903992                  | 2/22/08     | 6.93    | 21.2         | 1401       | 720                       |
|             |                         | 5/20/08     | 6.88    | 22.0         | 2050       | 980                       |
|             |                         | 7/30/08     | 6.88    | 21.7         | 1780       | 730                       |
|             |                         | 10/23/08    | 6.95    | 21.2         | 1690       | 750                       |
|             |                         | 2/12/09     | 6.92    | 21.1         | 1313       | 750                       |
|             |                         | 4/21/09     | 7.15    | 22.7         | 1366       | 720                       |
|             |                         | 7/22/09     | 6.94    | 21.6         | 1570       | 680                       |
|             |                         | 7/22/09 DUP | 6.94    | 21.6         | 1570       | 730                       |
|             |                         | 10/22/09    | 6.81    | 22.3         | 1582       | 820                       |
|             |                         | 2/4/10      | 7.04    | 21.1         | 1653       | 680                       |
|             |                         | 4/20/10     | 6.92    | 21.8         | 1836       | 783                       |
|             |                         | 7/13/10     | 7.02    | 22.3         | 2004       | 919                       |
|             |                         | 7/14/11     | 6.78    | 21.4         | 1924       | 927                       |
|             |                         | 7/12/12     | 6.74    | 23.4         | 1760       | 805                       |
|             |                         | 2/5/13      | 6.95    | 21.5         | 1773       | 877                       |
|             |                         | 7/11/13     | 7.17    | 21.4         | 1858       | 842                       |
|             |                         | 7/9/14      | 6.95    | 21.5         | 2000       | 1000                      |
|             |                         | 7/9/14 DUP  | 6.95    | 21.5         | 2000       | 1020                      |
|             |                         | 7/27/15     | 6.96    | 21.6         | 1993       | 902                       |
| COB MW-1B   | 225906                  | 7/20/16     | 6.63    | 21.8         | 2405       | 1210                      |
|             |                         | 7/19/17     | 6.51    | 20.9         | 2474       | 1160                      |

## APPENDIX A Sulfate Data

| Well Name   | ADWR 55 Registry Number | Sample Date  | pH (SU) | Temp (deg C) | SC (µS/cm) | Sulfate, dissolved (mg/L) |
|-------------|-------------------------|--------------|---------|--------------|------------|---------------------------|
| COB MW-2    | 903984                  | 5/20/08      | 7.32    | 21.2         | 490        | 40.5                      |
|             |                         | 7/30/08      | 7.34    | 20.8         | 511        | 37.6                      |
|             |                         | 10/23/08     | 7.36    | 20.3         | 498        | 34.9                      |
|             |                         | 2/12/09      | 7.35    | 20.2         | 379        | 35.6                      |
|             |                         | 4/23/09      | 7.33    | 21.8         | 431        | 34                        |
|             |                         | 7/22/09      | 7.36    | 21.3         | 483        | 33.5                      |
|             |                         | 10/22/09     | 7.24    | 21.0         | 454        | 32.2                      |
|             |                         | 3/3/10       | 7.55    | 19.7         | 450        | 33.5                      |
|             |                         | 4/26/10      | 7.28    | 21.3         | 479.6      | 34.8                      |
|             |                         | 7/13/10      | 6.91    | 21.2         | 479.5      | 30.4                      |
|             |                         | 7/13/10 DUP  | 6.91    | 21.2         | 479.5      | 30.6                      |
|             |                         | 1/20/11      | 7.47    | 20.7         | 440        | 29.6                      |
|             |                         | 7/14/11      | 7.11    | 21.1         | 472.6      | 29.8                      |
|             |                         | 1/31/12      | 7.53    | 20.3         | 466.6      | 30.0                      |
|             |                         | 7/12/12      | 7.36    | 21.2         | 630        | 29.2                      |
|             |                         | 1/9/13       | 7.48    | 20.0         | 473.5      | 35.8                      |
|             |                         | 7/25/13      | 7.34    | 20.9         | 485.4      | 40.6                      |
|             |                         | 1/6/14       | 7.58    | 19.9         | 487.8      | 40.5                      |
|             |                         | 7/9/14       | 7.52    | 20.5         | 503.5      | 43.7                      |
|             |                         | 2/4/15       | 7.38    | 20.3         | 619        | 40.5                      |
| 7/27/15     | 7.57                    | 20.8         | 514.6   | 40.3         |            |                           |
| 7/27/15 DUP | 7.57                    | 20.8         | 514.6   | 41.6         |            |                           |
| 1/11/16     | 7.54                    | 19.5         | 510.6   | 41.2         |            |                           |
| 7/20/16     | 7.52                    | 20.0         | 523.7   | 41.6         |            |                           |
| 1/19/17     | 7.40                    | 19.5         | 525.8   | 41.5         |            |                           |
| 7/19/17     | 7.29                    | 19.5         | 548.6   | 39.6         |            |                           |
| COB MW-3    | 906823                  | 2/28/08      | 7.39    | 21.0         | 416        | 57.8                      |
|             |                         | 3/27/08      | ND      | ND           | ND         | 57.7                      |
|             |                         | 4/30/08      | ND      | ND           | ND         | 37                        |
|             |                         | 5/20/08      | 7.56    | 22.3         | 473        | 35.8                      |
|             |                         | 7/24/08      | ND      | ND           | ND         | 64.9                      |
|             |                         | 7/30/08      | 7.64    | 22.3         | 541        | 67.3                      |
|             |                         | 10/9/08      | ND      | ND           | ND         | 52.5                      |
|             |                         | 10/23/08     | 7.43    | 20.8         | 507        | 76.6                      |
|             |                         | 2/12/09      | 7.35    | 21.1         | 432        | 112                       |
|             |                         | 4/23/09      | 7.35    | 22.6         | 407        | 43.7                      |
|             |                         | 7/22/09      | 7.38    | 21.5         | 460        | 52.3                      |
|             |                         | 10/22/09     | 7.40    | 21.3         | 466        | 74.2                      |
|             |                         | 10/22/09 DUP | 7.40    | 21.3         | 466        | 73.9                      |
|             |                         | 3/3/10       | 7.36    | 21.1         | 480        | 102                       |
|             |                         | 4/26/10      | 7.35    | 22.0         | 497.9      | 77.6                      |
|             |                         | 7/13/10      | 7.41    | 21.7         | 456.7      | 46.5                      |
|             |                         | 7/14/11      | 7.19    | 21.8         | 440.0      | 40.1                      |
|             |                         | 7/12/12      | 7.34    | 21.4         | 450        | 39.5                      |
|             |                         | 2/5/13       | 7.60    | 20.4         | 476.4      | 65.1                      |
|             |                         | 2/5/13 DUP   | 7.60    | 20.4         | 476.4      | 64.7                      |
| 7/25/13     | 7.42                    | 21.4         | 485.0   | 66.6         |            |                           |
| 7/9/14      | 7.61                    | 21.4         | 525.3   | 90.9         |            |                           |
| 7/27/15     | 7.56                    | 21.6         | 560.3   | 105          |            |                           |
| 7/20/16     | 7.48                    | 20.4         | 507.4   | 72.7         |            |                           |
| 7/19/17     | 7.34                    | 20.2         | 529.5   | 84.1         |            |                           |
| COB WL      | 593116                  | 2/22/08      | 6.99    | 20.6         | 919        | 90                        |
|             |                         | 3/24/08      | ND      | ND           | ND         | 98.2                      |
|             |                         | 4/28/08      | ND      | ND           | ND         | 98.7                      |
|             |                         | 5/20/08      | 7.30    | 21.9         | 1053       | 98                        |
|             |                         | 7/30/08      | 7.17    | 22.0         | 1098       | 97.1                      |
|             |                         | 7/30/08      | ND      | ND           | ND         | 100                       |
|             |                         | 10/15/08     | ND      | ND           | ND         | 107                       |
|             |                         | 10/23/08     | 7.23    | 21.4         | 1075       | 104                       |
|             |                         | 2/12/09      | 6.98    | 20.6         | 814        | 94                        |
|             |                         | 4/23/09      | 7.29    | 22.2         | 923        | 98                        |
|             |                         | 7/22/09      | 7.17    | 22.5         | 1037       | 97.3                      |
|             |                         | 10/22/09     | 7.17    | 22.4         | 988        | 96.1                      |
|             |                         | 3/3/10       | 7.48    | 21.1         | 1030       | 97.1                      |
|             |                         | 4/26/10      | 7.36    | 21.9         | 1038       | 97.7                      |
|             |                         | 4/26/10 DUP  | 7.36    | 21.9         | 1038       | 97.9                      |
|             |                         | 7/13/10      | 7.18    | 22.3         | 1013       | 88.7                      |
|             |                         | 7/14/11      | 6.91    | 21.6         | 1019       | 87.3                      |
|             |                         | 7/12/12      | 7.07    | 23.2         | 1060       | 92.0                      |
|             |                         | 2/5/13       | 7.91    | 21.5         | 1057       | 98.3                      |
|             |                         | 7/25/13      | 7.23    | 22.7         | 1074       | 97.6                      |
| 7/9/14      | 7.42                    | 21.8         | 1132    | 81.5         |            |                           |
| 2/4/15      | 6.90                    | 23.3         | 1488    | 73.7         |            |                           |
| 7/27/15     | 7.25                    | 22.9         | 1221    | 69.6         |            |                           |
| 1/11/16     | 7.25                    | 20.4         | 1195    | 73.5         |            |                           |
| 7/20/16     | 7.12                    | 22.5         | 1184    | 74.4         |            |                           |
| 1/25/17     | 7.07                    | 21.5         | 1167    | 79.8         |            |                           |
| 7/14/17     | 7.07                    | 21.9         | 1162    | 80.4         |            |                           |

## APPENDIX A Sulfate Data

| Well Name | ADWR 55 Registry Number | Sample Date | pH (SU) | Temp (deg C) | SC (µS/cm) | Sulfate, dissolved (mg/L) |
|-----------|-------------------------|-------------|---------|--------------|------------|---------------------------|
| COLLINS   | 565260                  | 2/12/08     | 6.88    | 21.6         | 1470       | 520                       |
|           |                         | 5/29/08     | 7.01    | 22.0         | 1459       | 520                       |
|           |                         | 7/31/08     | 6.86    | 21.6         | 1502       | 536                       |
|           |                         | 10/20/08    | 8.44    | 24.7         | 1510       | 518                       |
|           |                         | 2/11/09     | 6.68    | 21.4         | 1147       | 567                       |
|           |                         | 4/21/09     | 6.92    | 22.5         | 1150       | 499                       |
|           |                         | 7/22/09     | 7.00    | 22.4         | 1413       | 460                       |
|           |                         | 10/20/09    | 6.60    | 21.9         | 1432       | 513                       |
|           |                         | 2/2/10      | 6.98    | 21.2         | 1439       | 471                       |
|           |                         | 4/23/10     | 6.99    | 20.6         | 1472       | 561                       |
|           |                         | 7/20/10     | 6.69    | 25.0         | 1420       | 569                       |
|           |                         | 7/17/13     | 6.97    | 21.6         | 1409       | 519                       |
|           |                         | COOPER      | 623564  | 2/14/08      | 7.02       | 20.8                      |
| 5/14/08   | 8.08                    |             |         | 22.1         | 419        | 34.2                      |
| 7/31/08   | 7.81                    |             |         | 28.4         | 455        | 33.7                      |
| 10/20/08  | 8.44                    |             |         | 24.7         | 448        | 31.2                      |
| 2/11/09   | 7.32                    |             |         | 19.2         | 333        | 34.3                      |
| 4/21/09   | 8.19                    |             |         | 24.9         | 346        | 33.4                      |
| 7/20/09   | 8.45                    |             |         | 29.8         | 430        | 32.3                      |
| 10/14/09  | 7.85                    |             |         | 24.6         | 423        | 33.6                      |
| 2/1/10    | 7.83                    |             |         | 13.6         | 433        | 32.4                      |
| 4/22/10   | 7.82                    |             |         | 17.9         | 433        | 34.5                      |
| 7/19/10   | 7.98                    |             |         | 29.3         | 420        | 35.0                      |
| 10/18/10  | 7.12                    |             |         | 73.1         | 450        | 33.1                      |
| 1/19/11   | 8.83                    |             |         | 18.4         | 410        | 32.1                      |
| 4/11/11   | 7.65                    |             |         | 21.0         | 442.6      | 34.3                      |
| 7/11/11   | 7.45                    |             |         | 24.2         | 426.5      | 32.1                      |
| 11/22/11  | 7.86                    |             |         | 20.6         | 426.1      | 33.7                      |
| 2/1/12    | 7.97                    |             |         | 21.8         | 429.2      | 34.1                      |
| 4/10/12   | 7.41                    |             |         | 22.4         | 426.8      | 32.5                      |
| 7/18/12   | 7.45                    |             |         | 22.9         | 430        | 33.4                      |
| 10/9/12   | 7.70                    |             |         | 22.1         | 432.8      | 34.3                      |
| 1/11/13   | 7.76                    |             |         | 21.5         | 434.1      | 32.7                      |
| 4/10/13   | 7.72                    |             |         | 21.1         | 427.5      | 31                        |
| 7/11/13   | 7.65                    |             |         | 23.2         | 432.5      | 31.9                      |
| 10/7/13   | 7.68                    |             |         | 22.7         | 430.5      | 31.4                      |
| 1/16/14   | 7.65                    |             |         | 21.6         | 431.7      | 30.8                      |
| 4/10/14   | 7.66                    |             |         | 22.3         | 433.1      | 31.5                      |
| 7/10/14   | 7.68                    |             |         | 22.4         | 428.8      | 32.2                      |
| 10/8/14   | 7.37                    |             |         | 23.5         | 408        | 31.1                      |
| 1/27/15   | 7.67                    |             |         | 20.5         | 411        | 29.8                      |
| 8/3/15    | 7.67                    |             |         | 22.7         | 421.3      | 27.1                      |
| 3/31/16   | 7.52                    | 22.4        | 410     | 28.8         |            |                           |
| 7/25/16   | 7.62                    | 22.4        | 420.2   | 27.3         |            |                           |
| 1/25/17   | 7.56                    | 20.8        | 412.8   | 26.2         |            |                           |
| 7/17/17   | 7.48                    | 21.6        | 417.1   | 35.6         |            |                           |
| COOPER C  | 637069                  | 3/20/08     | 6.93    | 21.3         | 2081       | 880                       |
|           |                         | 5/5/08      | 6.78    | 22.4         | 2139       | 990                       |
|           |                         | 7/15/08     | 6.86    | 22.3         | 2162       | 1040                      |
|           |                         | 7/15/08 DUP | 6.86    | 22.3         | 2162       | 960                       |
|           |                         | 10/16/08    | 6.80    | 21.4         | 2078       | 1020                      |
|           |                         | 1/27/09     | 6.92    | 20.5         | 1489       | 950                       |
|           |                         | 4/14/09     | 6.85    | 21.6         | 1833       | 930                       |
|           |                         | 7/14/09     | 6.75    | 22.1         | 1972       | 910                       |
|           |                         | 10/12/09    | 6.70    | 21.8         | 1858       | 830                       |
|           |                         | 1/27/10     | 7.27    | 19.6         | 1930       | 620                       |
|           |                         | 4/22/10     | 6.76    | 19.5         | 1921       | 884                       |
|           |                         | 7/21/10     | 6.84    | 22.9         | 1761       | 921                       |
|           |                         | 10/20/10    | 7.16    | 20.9         | 1980       | 829                       |
|           |                         | 1/17/11     | 6.95    | 20.5         | 1880       | 756                       |
|           |                         | 4/11/11     | 6.82    | 21.0         | 1942       | 834                       |
|           |                         | 8/26/11     | 6.84    | 21.8         | 1800       | 847                       |
|           |                         | 2/1/12      | 7.13    | 20.5         | 2024       | 867                       |
|           |                         | 4/25/12     | 6.83    | 21.5         | 1960       | 817                       |
|           |                         | 7/11/12     | 6.48    | 22.8         | 2030       | 834                       |
|           |                         | 10/10/12    | 6.98    | 21.2         | 1985       | 863                       |
|           |                         | 2/27/13     | 6.58    | 20.9         | 1805       | 821                       |
|           |                         | 5/8/13      | 6.41    | 20.7         | 1744       | 798                       |
|           |                         | 8/13/13     | 6.69    | 21.2         | 1739       | 756                       |
|           |                         | 11/1/13     | 6.61    | 21.2         | 1624       | 738                       |
|           |                         | 2/10/14     | 6.69    | 21.6         | 1616       | 715                       |
|           |                         | 5/7/14      | 6.48    | 22.5         | 1612       | 686                       |
|           |                         | 7/21/14     | 6.63    | 23.1         | 1548       | 671                       |
|           |                         | 11/13/14    | 6.87    | 22.4         | 1520       | 638                       |
|           |                         | 9/10/15     | 6.84    | 22.8         | 1997       | 641                       |
|           |                         | 8/18/16     | 6.92    | 25.2         | 1468       | 647                       |
|           |                         | 7/13/17     | 6.99    | 23           | 1461       | 639                       |

## APPENDIX A Sulfate Data

| Well Name   | ADWR 55<br>Registry Number | Sample Date  | pH<br>(SU) | Temp<br>(deg C) | SC<br>(µS/cm) | Sulfate,<br>dissolved<br>(mg/L) |
|-------------|----------------------------|--------------|------------|-----------------|---------------|---------------------------------|
| DODSON      | 644927                     | 2/20/08      | 7.61       | 17.3            | 857           | 54                              |
|             |                            | 5/12/08      | 7.11       | 21.1            | 1118          | 34.2                            |
|             |                            | 7/24/08      | 7.25       | 21.6            | 1233          | 49.3                            |
|             |                            | 10/13/08     | 7.15       | 20.5            | 1095          | 56.9                            |
|             |                            | 1/22/09      | 7.20       | 20.4            | 892           | 51.8                            |
|             |                            | 4/9/09       | 7.09       | 21.4            | 1103          | 50.1                            |
|             |                            | 7/8/09       | 7.18       | 21.1            | 1153          | 55.9                            |
|             |                            | 10/6/09      | 7.07       | 21.1            | 1140          | 49.3                            |
|             |                            | 1/21/10      | 7.15       | 18.9            | 1227          | 44.6                            |
|             |                            | 4/19/10      | 7.46       | 19.9            | 1261          | 48.8                            |
|             |                            | 4/19/10 DUP  | 7.46       | 19.9            | 1261          | 48.6                            |
|             |                            | 7/20/10      | 7.16       | 22.7            | 1260          | 47.5                            |
|             |                            | 10/18/10     | 6.43       | 21.2            | 1260          | 49.3                            |
|             |                            | 1/19/11      | 7.88       | 19.5            | 1120          | 57.9                            |
|             |                            | 4/5/11       | 7.03       | 20.9            | 1300          | 49.0                            |
|             |                            | 7/12/11      | 6.86       | 23.7            | 1352          | 52.9                            |
|             |                            | 10/10/11     | 6.79       | 20.9            | 1280          | 50.9                            |
|             |                            | 10/10/11 DUP | 6.79       | 20.9            | 1280          | 49.6                            |
|             |                            | 1/31/12      | 7.17       | 20.3            | 1454          | 50.4                            |
|             |                            | 4/12/12      | 7.06       | 20.6            | 1492          | 45.4                            |
|             |                            | 7/11/12      | 7.10       | 21.5            | 1790          | 54.0                            |
|             |                            | 10/4/12      | 7.27       | 20.6            | 1626          | 48.7                            |
|             |                            | 1/18/13      | 7.27       | 20.2            | 1743          | 51.8                            |
|             |                            | 1/18/13 DUP  | 7.27       | 20.2            | 1743          | 51.6                            |
|             |                            | 4/9/13       | 7.33       | 19.6            | 1886          | 74.4                            |
|             |                            | 7/9/13       | 7.39       | 21.0            | 1825          | 53.6                            |
|             |                            | 10/9/13      | 7.24       | 20.2            | 1612          | 63.3                            |
|             |                            | 1/9/14       | 7.31       | 19.7            | 1586          | 61.4                            |
|             |                            | 4/15/14      | 7.24       | 20.7            | 1636          | 58.5                            |
|             |                            | 7/14/14      | 7.27       | 21.9            | 1651          | 54.4                            |
|             |                            | 10/16/14     | 7.12       | 21.3            | 1706          | 53.2                            |
| 1/26/15     | 7.46                       | 20.2         | 1650       | 59.5            |               |                                 |
| 1/26/15 DUP | 7.46                       | 20.2         | 1650       | 59.9            |               |                                 |
| 7/23/15     | 7.34                       | 21.1         | 1716       | 60.8            |               |                                 |
| 1/12/16     | 7.41                       | 18.6         | 1749       | 49.2            |               |                                 |
| 7/18/16     | 7.28                       | 20.7         | 2233       | 49.1            |               |                                 |
| 1/26/17     | 7.06                       | 19.8         | 2049       | 45.9            |               |                                 |
| 7/17/17     | 7.07                       | 19.9         | 1920       | 46.1            |               |                                 |
| DURAZO      | NR                         | 2/10/09      | 7.22       | 18.8            | 848           | 386                             |
|             |                            | 4/20/09      | 7.37       | 22.7            | 901           | 367                             |
|             |                            | 7/15/09      | 7.57       | 22.8            | 1102          | 332                             |
|             |                            | 10/14/09     | 7.17       | 21.9            | 1048          | 377                             |
|             |                            | 2/1/10       | 7.30       | 21.1            | 1105          | 344                             |
|             |                            | 4/26/10      | 7.22       | 23.1            | 1099          | 388                             |
|             |                            | 7/20/10      | 7.28       | 23.0            | 1070          | 405                             |
|             |                            | 10/19/10     | 7.28       | 21.9            | 1112          | 398                             |
|             |                            | 1/19/11      | 7.94       | 21.6            | 1050          | 360                             |
|             |                            | 4/4/11       | 7.20       | 21.9            | 1119          | 383                             |
|             |                            | 7/14/11      | 7.01       | 23.6            | 1101          | 409                             |
|             |                            | 10/12/11     | 7.23       | 24.9            | 1000          | 396                             |
|             |                            | 2/7/12       | 7.26       | 25.3            | 1152          | 404                             |
|             |                            | 4/12/12      | 7.41       | 21.8            | 1101          | 407                             |



## APPENDIX A Sulfate Data

| Well Name | ADWR 55 Registry Number | Sample Date  | pH (SU) | Temp (deg C) | SC (µS/cm) | Sulfate, dissolved (mg/L) |
|-----------|-------------------------|--------------|---------|--------------|------------|---------------------------|
| EAST      | 599796                  | 2/8/08       | 7.45    | 19.9         | 423        | 10.6                      |
|           |                         | 5/14/08      | 7.31    | 20.9         | 595        | 14.8                      |
|           |                         | 7/23/08      | 7.34    | 20.8         | 605        | 11.8                      |
|           |                         | 10/14/08     | 7.33    | 20.3         | 531        | 8.9                       |
|           |                         | 1/20/09      | 7.33    | 20.0         | 482        | 12.5                      |
|           |                         | 4/8/09       | 7.32    | 20.6         | 555        | 15.9                      |
|           |                         | 7/13/09      | 7.33    | 21.2         | 613        | 13.8                      |
|           |                         | 10/8/09      | 7.29    | 20.8         | 593        | 13.4                      |
|           |                         | 1/25/10      | 7.08    | 19.0         | 585        | 10.7                      |
|           |                         | 4/21/10      | 7.42    | 20.5         | 616        | 14.4                      |
|           |                         | 4/21/10 DUP  | 7.42    | 20.5         | 616        | 13.9                      |
|           |                         | 7/14/10      | 7.45    | 22.2         | 577.1      | 12.1                      |
|           |                         | 10/20/10     | 7.64    | 21.2         | 650        | 12.1                      |
|           |                         | 1/18/11      | 7.44    | 21.0         | 615.9      | 13.1                      |
|           |                         | 4/5/11       | 7.19    | 20.8         | 612.5      | 13.8                      |
|           |                         | 7/12/11      | 7.23    | 21.7         | 595.1      | 12.7                      |
|           |                         | 10/12/11     | 7.31    | 21.4         | 599.7      | 15.1                      |
|           |                         | 10/12/11 DUP | 7.31    | 21.4         | 599.7      | 15.1                      |
|           |                         | 1/31/12      | 7.24    | 20.0         | 610        | 12.8                      |
|           |                         | 4/11/12      | 7.53    | 20.6         | 609.3      | 14.6                      |
|           |                         | 7/9/12       | 7.20    | 21.1         | 580        | 14.2                      |
|           |                         | 10/4/12      | 7.49    | 20.4         | 623.8      | 15.0                      |
|           |                         | 1/17/13      | 7.46    | 20.0         | 613.0      | 13.1                      |
|           |                         | 4/9/13       | 7.54    | 19.6         | 597.7      | 12.2                      |
|           |                         | 7/9/13       | 7.46    | 21.2         | 603.6      | 12.1                      |
|           |                         | 10/15/13     | 7.51    | 20.2         | 622.6      | 17.2                      |
|           |                         | 1/14/14      | 7.54    | 20.2         | 632.2      | 15.5                      |
|           |                         | 1/14/14 DUP  | 7.54    | 20.2         | 632.2      | 15.5                      |
|           |                         | 4/8/14       | 7.44    | 20.5         | 634.7      | 15.3                      |
|           |                         | 7/8/14       | 7.43    | 20.7         | 618.8      | 13.1                      |
| 10/22/14  | 7.23                    | 22.8         | 601.0   | 20.7         |            |                           |
| 7/24/15   | 7.5                     | 21.0         | 626.5   | 13.1         |            |                           |
| 7/12/16   | 7.30                    | 21.3         | 615.9   | 14.7         |            |                           |
| 7/27/17   | 7.22                    | 19.8         | 620.9   | 14.2         |            |                           |
| ECHAVE    | 219449                  | 2/1/12       | 7.39    | 20.7         | 390.0      | 26.7                      |
|           |                         | 4/23/12      | 7.50    | 22.5         | 440.0      | 26.4                      |
|           |                         | 7/17/12      | 7.44    | 22.2         | 430        | 26.1                      |
|           |                         | 10/9/12      | 7.69    | 21.9         | 404.7      | 26.1                      |
|           |                         | 10/9/12 DUP  | 7.69    | 21.9         | 404.7      | 26.0                      |
|           |                         | 1/18/13      | 7.61    | 21.7         | 408.5      | 25.4                      |
|           |                         | 5/14/13      | 7.74    | 22.2         | 400.2      | 25.2                      |
|           |                         | 7/17/13      | 7.81    | 22.1         | 406.4      | 24.3                      |
|           |                         | 10/8/13      | 7.66    | 21.4         | 404.3      | 24.5                      |
|           |                         | 1/13/14      | 7.68    | 21.0         | 412.4      | 25.7                      |
|           |                         | 4/10/14      | 7.67    | 21.4         | 409.3      | 26.4                      |
|           |                         | 7/17/14      | 7.68    | 21.6         | 405.0      | 26.7                      |
|           |                         | 10/22/14     | 7.43    | 21.4         | 406.0      | 25.9                      |
|           |                         | 8/3/15       | 7.88    | 28.7         | 406.8      | 24.6                      |
|           |                         | 7/22/16      | 7.86    | 27.5         | 391.5      | 24.7                      |
|           |                         | 7/28/17      | 7.59    | 25.1         | 403.2      | 25.7                      |

## APPENDIX A Sulfate Data

| Well Name   | ADWR 55 Registry Number | Sample Date | pH (SU) | Temp (deg C) | SC (µS/cm) | Sulfate, dissolved (mg/L) |
|-------------|-------------------------|-------------|---------|--------------|------------|---------------------------|
| EPPELE 641  | 805641                  | 3/11/08     | 7.98    | 21.4         | 646        | 21.7                      |
|             |                         | 5/12/08     | 7.21    | 21.7         | 667        | 24.7                      |
|             |                         | 7/21/08     | 7.49    | 23.9         | 605        | 19                        |
|             |                         | 10/14/08    | 7.56    | 20.4         | 642        | 21.8                      |
|             |                         | 1/21/09     | 7.60    | 21.1         | 500        | 22.7                      |
|             |                         | 4/8/09      | 7.56    | 22.4         | 538        | 19.7                      |
|             |                         | 7/9/09      | 7.43    | 24.3         | 550        | 17.5                      |
|             |                         | 7/20/10     | 7.58    | 23.3         | 529.2      | 21.1                      |
|             |                         | 10/20/10    | 7.66    | 21.0         | 572.1      | 17.2                      |
|             |                         | 1/17/11     | 7.43    | 21.0         | 576.4      | 17.3                      |
|             |                         | 4/5/11      | 7.43    | 21.5         | 569.2      | 16.7                      |
|             |                         | 7/11/11     | 7.27    | 23.5         | 563.1      | 18.6                      |
|             |                         | 7/11/11 DUP | 7.27    | 23.5         | 563.1      | 18.3                      |
|             |                         | 10/12/11    | 7.38    | 20.9         | 500.0      | 19.6                      |
|             |                         | 1/31/12     | 7.68    | 19.9         | 560.8      | 18.2                      |
|             |                         | 4/11/12     | 7.74    | 20.6         | 563.8      | 19.5                      |
|             |                         | 4/11/12 DUP | 7.74    | 20.6         | 563.8      | 19.6                      |
|             |                         | 7/6/12      | 7.60    | 21.7         | 560        | 18.8                      |
|             |                         | 10/3/12     | 7.84    | 20.7         | 558.8      | 19.5                      |
|             |                         | 1/17/13     | 7.76    | 19.1         | 559.6      | 18.8                      |
|             |                         | 4/8/13      | 7.71    | 20.4         | 564.1      | 17.5                      |
|             |                         | 4/8/13 DUP  | 7.71    | 20.4         | 564.1      | 17.4                      |
|             |                         | 7/9/13      | 7.66    | 21.9         | 570.1      | 17.5                      |
|             |                         | 10/15/13    | 7.86    | 21.1         | 682.5      | 31.9                      |
|             |                         | 1/14/14     | 7.97    | 19.1         | 602.8      | 29.0                      |
| 4/8/14      | 7.60                    | 19.4        | 600.2   | 21.5         |            |                           |
| 7/8/14      | 7.65                    | 21.0        | 596.9   | 21.6         |            |                           |
| 10/21/14    | 7.22                    | 22.2        | 659     | 32.2         |            |                           |
| 7/24/15     | 7.60                    | 21.2        | 638.1   | 22.6         |            |                           |
| 7/12/16     | 7.84                    | 24.6        | 576.6   | 18.9         |            |                           |
| 7/12/16 DUP | 7.84                    | 24.6        | 576.6   | 18.9         |            |                           |
| 7/27/17     | 7.70                    | 21.4        | 563.1   | 18.8         |            |                           |
| FLEMING     | 218386                  | 7/15/10     | 6.98    | 24.2         | 1390       | 573                       |
| FRANCO 101  | 500101                  | 2/6/08      | 7.47    | 19.6         | 1301       | 670                       |
|             |                         | 5/5/08      | 6.93    | 23.1         | 1557       | 680                       |
|             |                         | 7/14/08     | 7.00    | 22.7         | 1586       | 680                       |
|             |                         | 10/15/08    | 7.20    | 20.5         | 1560       | 680                       |
|             |                         | 1/22/09     | 7.19    | 20.1         | 1178       | 740                       |
|             |                         | 4/14/09     | 7.24    | 23.1         | 1416       | 690                       |
|             |                         | 7/13/09     | 7.30    | 27.3         | 1532       | 670                       |
|             |                         | 10/12/09    | 7.16    | 24.2         | 1493       | 650                       |
|             |                         | 1/26/10     | 6.91    | 18.5         | 1529       | 640                       |
|             |                         | 4/23/10     | 7.43    | 15.8         | 1559       | 699                       |
|             |                         | 7/13/10     | 7.48    | 28.6         | 901.6      | 188                       |
| FRANCO 383  | 221383                  | 9/13/12     | 7.66    | 25.0         | 1005       | 318                       |
|             |                         | 10/5/12     | 7.63    | 24.4         | 1002       | 324                       |
|             |                         | 11/13/12    | 7.67    | 19.8         | 988.2      | 349                       |
|             |                         | 12/3/12     | 7.54    | 19.4         | 1001       | 332                       |
|             |                         | 1/15/13     | 7.52    | 13.5         | 1010       | 333                       |
|             |                         | 2/6/13      | 7.55    | 18.9         | 1004       | 353                       |
|             |                         | 3/7/13      | 7.4     | 20.5         | 979.9      | 338                       |
|             |                         | 4/10/13     | 7.7     | 20.4         | 1000       | 335                       |
|             |                         | 7/10/13     | 7.69    | 25.7         | 1018       | 335                       |
|             |                         | 10/16/13    | 7.63    | 21.9         | 1018       | 350                       |
|             |                         | 1/14/14     | 7.68    | 20.1         | 1039       | 345                       |
|             |                         | 4/8/14      | 7.68    | 24.3         | 1044       | 351                       |
|             |                         | 4/8/14 DUP  | 7.68    | 24.3         | 1044       | 330                       |
|             |                         | 7/14/14     | 7.63    | 26.5         | 1030       | 349                       |
|             |                         | 10/8/14     | 7.47    | 23.5         | 954        | 335                       |
|             |                         | 7/27/15     | 7.68    | 27.3         | 1047       | 322                       |
|             |                         | 7/18/16     | 7.63    | 26.0         | 1040       | 339                       |
| 7/20/17     | 7.36                    | 24.9        | 1056    | 337          |            |                           |

## APPENDIX A Sulfate Data

| Well Name  | ADWR 55 Registry Number | Sample Date          | pH (SU) | Temp (deg C) | SC (µS/cm) | Sulfate, dissolved (mg/L) |
|------------|-------------------------|----------------------|---------|--------------|------------|---------------------------|
| FULTZ      | 212447                  | 2/27/08              | 6.76    | 21.1         | 1827       | 152                       |
|            |                         | 4/21/08 <sup>1</sup> | 6.74    | 22.0         | 1739       | 137                       |
|            |                         | 5/14/08 <sup>1</sup> | 6.88    | 22.3         | 1532       | 131                       |
|            |                         | 6/23/08 <sup>1</sup> | 6.74    | 22.0         | 1788       | 111                       |
|            |                         | 7/29/08 <sup>1</sup> | 6.74    | 22.2         | 1989       | 152                       |
|            |                         | 8/28/08 <sup>1</sup> | M       | 21.6         | 1889       | 137                       |
|            |                         | 9/23/08 <sup>1</sup> | 6.82    | 21.9         | 1821       | 137                       |
|            |                         | 10/22/08             | 6.80    | 21.4         | 1940       | 145                       |
|            |                         | 1/21/09              | 6.74    | 21.2         | 1481       | 82                        |
|            |                         | 4/9/09               | 6.78    | 21.5         | 1695       | 138                       |
|            |                         | 7/13/09              | 7.04    | 23.4         | 1452       | 81                        |
|            |                         | 10/8/09              | 7.00    | 21.6         | 1262       | 72                        |
|            |                         | 10/8/09 DUP          | 7.00    | 21.6         | 1262       | 71.8                      |
|            |                         | 1/25/10              | 7.11    | 21.8         | 1282       | 66.7                      |
|            |                         | 4/20/10              | 7.32    | 21.2         | 1202       | 68.3                      |
|            |                         | 7/14/10              | 7.75    | 22.2         | 1132       | 57.0                      |
|            |                         | 10/20/10             | 7.27    | 20.5         | 1091       | 54.7                      |
|            |                         | 1/18/11              | 7.23    | 20.4         | 1136       | 56.9                      |
|            |                         | 4/5/11               | 7.08    | 22.1         | 1082       | 49.5                      |
|            |                         | 4/5/11 DUP           | 7.08    | 22.1         | 1082       | 51.7                      |
| 8/25/11    | 6.45                    | 23.3                 | 940     | 50.6         |            |                           |
| 10/12/11   | 7.22                    | 21.7                 | 870     | 48.5         |            |                           |
| GALLANT    | 502527                  | 2/11/08              | 7.46    | 20.2         | 604        | 17.9                      |
|            |                         | 7/23/08              | 7.26    | 21.2         | 925        | 20.9                      |
| GARNER 635 | 587635                  | 2/4/08               | 7.61    | 22.7         | 479        | 37.8                      |
|            |                         | 5/5/08               | 7.26    | 24.9         | 468        | 35.8                      |
|            |                         | 7/15/08              | 7.63    | 25.6         | 480        | 37.4                      |
|            |                         | 10/15/08             | 7.65    | 24.1         | 472        | 36                        |
|            |                         | 1/28/09              | 7.69    | 23.4         | 368        | 37.4                      |
|            |                         | 4/15/09              | 7.83    | 24.1         | 412        | 36.9                      |
|            |                         | 7/16/09              | 7.56    | 25.1         | 445        | 35.7                      |
|            |                         | 10/14/09             | 7.58    | 25.2         | 446        | 36.1                      |
|            |                         | 2/2/10               | 7.79    | 22.8         | 465        | 35.1                      |
|            |                         | 4/22/10              | 7.84    | 23.7         | 464.1      | 36.9                      |
|            |                         | 7/20/10              | 7.57    | 25.3         | 458.2      | 38.8                      |
|            |                         | 10/19/10             | 8.23    | 25.4         | 510        | 37.9                      |
|            |                         | 1/19/11              | 7.82    | 24.1         | 463.4      | 35.7                      |
|            |                         | 1/19/11 DUP          | 7.82    | 24.1         | 463.4      | 35.7                      |
|            |                         | 4/6/11               | 7.76    | 23.4         | 467.4      | 35.8                      |
|            |                         | 7/15/11              | 7.19    | 25.0         | 457.40     | 37.7                      |
|            |                         | 10/11/11             | 7.57    | 24.2         | 400.0      | 38                        |
|            |                         | 2/2/12               | 7.38    | 22.7         | 469.5      | 39.2                      |
|            |                         | 4/13/12              | 7.62    | 24.0         | 460.0      | 33.5                      |
|            |                         | 7/11/12              | 7.52    | 24.9         | 520        | 37.7                      |
|            |                         | 7/11/12 DUP          | 7.52    | 24.9         | 520        | 37.2                      |
|            |                         | 10/5/12              | 8.09    | 23.1         | 472.9      | 39.1                      |
|            |                         | 1/11/13              | 7.83    | 23.7         | 470.8      | 38.7                      |
|            |                         | 4/15/13              | 7.79    | 23.4         | 471.5      | 40                        |
|            |                         | 7/10/13              | 7.9     | 25.0         | 469.5      | 36.7                      |
|            |                         | 10/11/13             | 7.78    | 24.0         | 476.7      | 38.8                      |
| 1/17/14    | 7.81                    | 23.2                 | 473.6   | 41           |            |                           |
| 4/15/14    | 7.74                    | 23.7                 | 470.7   | 40.4         |            |                           |
| 7/26/17    | 7.46                    | 23.4                 | 474.1   | 40.6         |            |                           |
| GGOOSE 547 | 628547                  | 5/21/08              | 7.08    | 22.7         | 856        | 199                       |
|            |                         | 8/15/08              | 7.02    | 24.8         | 915        | 178                       |
|            |                         | 10/29/08             | 7.27    | 22.6         | 897        | 216                       |
|            |                         | 2/24/09              | 7.06    | 23.8         | 851        | 186                       |
|            |                         | 5/14/09              | 7.15    | 23.9         | 743        | 174                       |
|            |                         | 8/19/09              | 7.20    | 23.8         | 887        | 175                       |
|            |                         | 11/11/09             | 7.15    | 23.1         | 897        | 188                       |
| GL-03      | 539782                  | 3/4/08               | 7.43    | 25.7         | 417        | 20.3                      |
|            |                         | 5/22/08              | 7.06    | 25.3         | 647        | 43.3                      |
|            |                         | 8/4/08               | 7.10    | 26.8         | 673        | 36.1                      |
|            |                         | 11/12/08             | 7.21    | 25.2         | 478        | 34.9                      |
|            |                         | 2/26/09              | 7.05    | 26.5         | 603        | 54.8                      |
|            |                         | 5/5/09               | 6.91    | 28.1         | 682        | 43.9                      |
|            |                         | 8/1/09               | 7.12    | 27.4         | 768        | 43.1                      |
|            |                         | 11/10/09             | 6.96    | 27.0         | 692        | 49                        |
|            |                         | 3/2/10               | 7.36    | 24.9         | 693        | 43.4                      |
|            |                         | 3/2/10 DUP           | 7.36    | 24.9         | 693        | 45.1                      |
|            |                         | 4/9/10               | 6.17    | 25.6         | 556        | 48.1                      |
|            |                         | 7/7/10               | 6.48    | 26.3         | 546        | 44.4                      |
|            |                         | 2/1/12               | 6.57    | 24.1         | 559        | 42.0                      |
| HARDT      | NR                      | 2/5/13               | 7.15    | 17.5         | 670.6      | 17.7                      |

## APPENDIX A Sulfate Data

| Well Name    | ADWR 55 Registry Number | Sample Date  | pH (SU) | Temp (deg C) | SC (µS/cm) | Sulfate, dissolved (mg/L) |
|--------------|-------------------------|--------------|---------|--------------|------------|---------------------------|
| HOBAN        | 805290                  | 2/27/08      | 6.93    | 22.1         | 1359       | 510                       |
|              |                         | 5/7/08       | 6.88    | 22.3         | 1532       | 670                       |
|              |                         | 7/14/08      | 6.88    | 23.1         | 1719       | 690                       |
|              |                         | 10/16/08     | 6.98    | 22.4         | 1624       | 692                       |
|              |                         | 1/28/09      | 6.82    | 21.3         | 1220       | 580                       |
|              |                         | 4/15/09      | 7.07    | 21.7         | 1423       | 700                       |
|              |                         | 7/14/09      | 6.78    | 22.6         | 1551       | 670                       |
|              |                         | 10/15/09     | 6.75    | 22.7         | 1487       | 670                       |
|              |                         | 10/15/09 DUP | 6.75    | 22.7         | 1487       | 780                       |
|              |                         | 3/2/10       | 7.12    | 19.8         | 1575       | 580                       |
|              |                         | 8/31/11      | 6.64    | 22.3         | 1772       | 893                       |
|              |                         | 12/14/11     | 6.68    | 20.2         | 1870       | 944                       |
|              |                         | 2/1/12       | 6.74    | 20.9         | 1900       | 993                       |
|              |                         | 4/19/12      | 6.81    | 21.5         | 1805       | 868                       |
|              |                         | 7/11/12      | 6.86    | 21.4         | 1906       | 1110                      |
|              |                         | 10/17/12     | 6.74    | 22.0         | 1846       | 1040                      |
|              |                         | 2/15/13      | 6.64    | 20.7         | 1934       | 954                       |
|              |                         | 5/8/13       | 6.6     | 21.4         | 1903       | 1060                      |
|              |                         | 8/13/13      | 6.85    | 21.6         | 1925       | 1030                      |
|              |                         | 11/1/13      | 6.74    | 21.0         | 1920       | 1070                      |
|              |                         | 2/10/14      | 6.64    | 21.0         | 1950       | 991                       |
|              |                         | 5/7/14       | 6.69    | 21.1         | 1958       | 1030                      |
|              |                         | 7/21/14      | 6.69    | 21.6         | 1903       | 1030                      |
| 11/13/14     | 6.88                    | 21.7         | 1965    | 1020         |            |                           |
| 9/10/15      | 6.82                    | 22.1         | 1922    | 1030         |            |                           |
| 8/18/16      | 6.77                    | 22.0         | 1922    | 1050         |            |                           |
| 7/13/17      | 6.77                    | 21.7         | 1924    | 1270         |            |                           |
| 7/13/17 DUP  | 6.77                    | 21.7         | 1924    | 1050         |            |                           |
| HOWARD 312   | 221312                  | 8/14/12      | 8.35    | 26.3         | 629.3      | 69.2                      |
|              |                         | 10/16/12     | 8.18    | 26.6         | 648.3      | 68.1                      |
|              |                         | 2/6/13       | 8.18    | 24.1         | 650.3      | 71.9                      |
|              |                         | 4/9/13       | 8.2     | 24.3         | 621        | 67.5                      |
|              |                         | 7/12/13      | 8.25    | 26.8         | 624.9      | 67.9                      |
|              |                         | 10/16/13     | 8.12    | 25.6         | 623.7      | 70.2                      |
|              |                         | 1/8/14       | 8.22    | 24.8         | 620.1      | 70.8                      |
|              |                         | 4/10/14      | 8.14    | 26           | 621.7      | 66.1                      |
|              |                         | 4/10/14 DUP  | 8.14    | 26           | 621.7      | 68.2                      |
|              |                         | 7/14/14      | 8.16    | 26.6         | 618.3      | 69.1                      |
|              |                         | 10/10/14     | 7.99    | 26.4         | 621.0      | 66.8                      |
|              |                         | 7/31/15      | 8.17    | 27.4         | 618.8      | 67.5                      |
|              |                         | 7/27/16      | 8.12    | 26.3         | 612.6      | 67.9                      |
|              |                         | 7/21/17      | 8.00    | 26.0         | 616.4      | 65.8                      |
|              |                         | HOWARD NR    | NR      | 3/4/08       | 7.06       | 20.4                      |
| 5/8/08       | 6.95                    |              |         | 21.0         | 1494       | 673                       |
| 7/14/08      | 7.00                    |              |         | 21.1         | 1566       | 610                       |
| 10/15/08     | 7.00                    |              |         | 20.6         | 1598       | 683                       |
| 1/28/09      | 6.82                    |              |         | 21.0         | 1203       | 640                       |
| 1/28/09 DUP  | 6.82                    |              |         | 21.0         | 1203       | 640                       |
| 4/15/09      | 7.02                    |              |         | 21.5         | 1397       | 620                       |
| 7/15/09      | 7.16                    |              |         | 21.5         | 1539       | 640                       |
| 10/12/09     | 6.89                    |              |         | 21.4         | 1414       | 600                       |
| 1/27/10      | 7.35                    |              |         | 20.0         | 1714       | 440                       |
| 1/27/10 DUP  | 7.35                    |              |         | 20.0         | 1714       | 520                       |
| 4/21/10      | 7.16                    |              |         | 20.8         | 1490       | 710                       |
| 7/19/10      | 6.94                    |              |         | 24.6         | 1350       | 548                       |
| 10/18/10     | 6.47                    |              |         | 21.4         | 1420       | 568                       |
| 1/17/11      | 7.12                    |              |         | 19.8         | 1370       | 520                       |
| 4/11/11      | 7.20                    |              |         | 20.6         | 1489       | 616                       |
| 8/26/11      | 7.11                    |              |         | 23.2         | 1160       | 498                       |
| 10/11/11     | 7.1                     |              |         | 21.0         | 1220       | 545                       |
| 10/11/11 DUP | 7.1                     |              |         | 21.0         | 1220       | 538                       |
| 2/1/12       | 7.29                    |              |         | 20.6         | 1367       | 630                       |
| 4/13/12      | 6.99                    |              |         | 21.2         | 1508       | 632                       |
| 9/13/12      | 7.12                    |              |         | 21.9         | 1576       | 699                       |
| 10/16/12     | 7.06                    |              |         | 21.1         | 1417       | 576                       |
| 2/6/13       | 7.06                    |              |         | 20.3         | 1499       | 679                       |
| 4/9/13       | 7.38                    |              |         | 19.4         | 1319       | 521                       |
| 7/12/13      | 7.40                    |              |         | 21.6         | 1430       | 590                       |
| 10/16/13     | 7.15                    |              |         | 20.3         | 1319       | 522                       |
| 1/8/14       | 7.24                    |              |         | 20.3         | 1267       | 462                       |
| 4/10/14      | 7.23                    |              |         | 20.6         | 1262       | 471                       |
| 7/14/14      | 7.18                    |              |         | 21.1         | 1300       | 496                       |
| 7/14/14 DUP  | 7.18                    | 21.1         | 1300    | 495          |            |                           |
| 10/10/14     | 6.93                    | 23.2         | 1339    | 413          |            |                           |
| 7/31/15      | 7.16                    | 21.9         | 1316    | 484          |            |                           |
| 7/21/17      | 6.98                    | 20.1         | 1278    | 447          |            |                           |



## APPENDIX A Sulfate Data

| Well Name     | ADWR 55 Registry Number | Sample Date  | pH (SU) | Temp (deg C) | SC (µS/cm) | Sulfate, dissolved (mg/L) |
|---------------|-------------------------|--------------|---------|--------------|------------|---------------------------|
| KEEFER        | 209744                  | 2/6/08       | 7.70    | 19.0         | 378        | 6.8                       |
|               |                         | 5/6/08       | 7.19    | 20.3         | 512        | 9                         |
|               |                         | 7/16/08      | 7.21    | 21.4         | 539        | 8                         |
|               |                         | 10/28/08     | 7.32    | 20.1         | 534        | 21.2                      |
|               |                         | 1/28/09      | 7.42    | 19.5         | 356        | 6.1                       |
|               |                         | 4/16/09      | 7.29    | 20.0         | 452        | 7.7                       |
|               |                         | 7/14/09      | 7.35    | 22.1         | 533        | 7                         |
|               |                         | 10/13/09     | 7.24    | 20.7         | 516        | 8.7                       |
|               |                         | 1/26/10      | 7.15    | 18.8         | 483        | 7.3                       |
|               |                         | 4/20/10      | 7.44    | 20.5         | 540.9      | 8.77                      |
|               |                         | 7/15/10      | 7.50    | 22.2         | 535.8      | 8.84                      |
|               |                         | 10/19/10     | 6.72    | 20.2         | 470        | 7.89                      |
|               |                         | 1/18/11      | 7.45    | 20.6         | 450        | 7.24                      |
|               |                         | 4/6/11       | 7.48    | 19.1         | 546.2      | 8.04                      |
|               |                         | 7/18/11      | 7.19    | 23.2         | 492.3      | 7.79                      |
|               |                         | 10/11/11     | 7.39    | 20.7         | 486.9      | 7.98                      |
|               |                         | 2/6/12       | 7.36    | 20.3         | 482.0      | 6.84                      |
|               |                         | 4/23/12      | 7.23    | 21.6         | 500        | 7.14                      |
|               |                         | 7/17/12      | 7.40    | 21.0         | 500        | 7.29                      |
|               |                         | 10/9/12      | 7.58    | 20.1         | 506.6      | 8.47                      |
|               |                         | 1/10/13      | 7.55    | 19.3         | 466.3      | 6.37                      |
|               |                         | 4/18/13      | 7.58    | 20           | 475.9      | 7.3                       |
|               |                         | 7/11/13      | 7.67    | 20.8         | 485.1      | 7.23                      |
|               |                         | 7/11/13 DUP  | 7.67    | 20.8         | 485.1      | 7.24                      |
|               |                         | 10/7/13      | 7.53    | 20.6         | 458.9      | 6.39                      |
| 1/7/14        | 7.61                    | 19.7         | 464.8   | 6.54         |            |                           |
| 4/9/14        | 7.59                    | 20.2         | 473.3   | 6.61         |            |                           |
| 7/10/14       | 7.49                    | 21.6         | 460.5   | 6.66         |            |                           |
| 10/8/14       | 7.32                    | 22.3         | 429     | 6.35         |            |                           |
| 7/21/15       | 7.62                    | 22.1         | 462.2   | 6.09         |            |                           |
| 7/25/16       | 7.42                    | 22.2         | 477.9   | 6.81         |            |                           |
| 7/25/17       | 7.31                    | 19.4         | 499.5   | 7.23         |            |                           |
| MARCELL       | NR                      | 8/26/11      | 7.12    | 25.1         | 1390       | 669                       |
|               |                         | 9/26/11      | 6.63    | 22.1         | 1502       | 638                       |
|               |                         | 11/22/11     | 7.29    | 21.0         | 1536       | 687                       |
|               |                         | 2/1/12       | 7.42    | 20.8         | 1557       | 705                       |
|               |                         | 4/13/12      | 7.15    | 21.8         | 1560       | 668                       |
|               |                         | 7/13/12      | 6.86    | 22.3         | 1730       | 650                       |
|               |                         | 10/17/12     | 7.18    | 21.3         | 1546       | 660                       |
|               |                         | 10/17/12 DUP | 7.18    | 21.3         | 1546       | 657                       |
|               |                         | 2/6/13       | 7.25    | 19.8         | 1553       | 714                       |
|               |                         | 2/6/13 DUP   | 7.25    | 19.8         | 1553       | 714                       |
|               |                         | 4/10/13      | 7.07    | 19.9         | 1578       | 695                       |
|               |                         | 7/15/13      | 7.09    | 21.4         | 1617       | 724                       |
|               |                         | 2/20/08      | 7.21    | 21.1         | 1435       | 720                       |
|               |                         | 5/6/08       | 6.77    | 21.6         | 1668       | 737                       |
| 7/15/08       | 6.91                    | 22.3         | 1775    | 700          |            |                           |
| 10/15/08      | 6.82                    | 21.3         | 1686    | 703          |            |                           |
| 1/28/09       | 6.85                    | 21           | 1274    | 660          |            |                           |
| 4/15/09       | 7.04                    | 21.3         | 1472    | 657          |            |                           |
| 7/15/09       | 7.01                    | 22.2         | 1607    | 662          |            |                           |
| 10/12/09      | 6.77                    | 21.7         | 1594    | 666          |            |                           |
| 1/26/10       | 6.71                    | 21.5         | 1641    | 685          |            |                           |
| 4/22/10       | 6.95                    | 20.1         | 1691    | 811          |            |                           |
| 7/21/10       | 6.86                    | 23.5         | 1560    | 805          |            |                           |
| 10/18/10      | 6.97                    | 22.0         | 1704    | 775          |            |                           |
| 1/19/11       | 7.38                    | 20.6         | 1610    | 711          |            |                           |
| 4/8/11        | 7.04                    | 19.8         | 1775    | 810          |            |                           |
| 7/12/11       | 6.60                    | 23.7         | 1702    | 790          |            |                           |
| 10/11/11      | 7.18                    | 21.8         | 1590    | 845          |            |                           |
| 2/7/12        | 7.14                    | 20.6         | 1842    | 847          |            |                           |
| 4/11/12       | 6.82                    | 21.4         | 1781    | 833          |            |                           |
| 7/6/12        | 6.88                    | 22.4         | 1827    | 851          |            |                           |
| 10/8/12       | 7.07                    | 20.9         | 1862    | 934          |            |                           |
| 1/10/13       | 6.89                    | 20.9         | 1854    | 902          |            |                           |
| 1/10/13 DUP   | 6.89                    | 20.9         | 1854    | 889          |            |                           |
| 4/18/13       | 7.11                    | 20.4         | 1889    | 884          |            |                           |
| 7/10/13       | 7.14                    | 22.1         | 1897    | 898          |            |                           |
| 10/14/13      | 7.00                    | 21.0         | 1911    | 908          |            |                           |
| 1/8/14        | 7.23                    | 20.9         | 1942    | 985          |            |                           |
| 4/14/14       | 6.99                    | 20.7         | 1913    | 963          |            |                           |
| 7/14/14       | 6.95                    | 21.8         | 1941    | 975          |            |                           |
| 10/7/14       | 6.84                    | 22.2         | 1976    | 968          |            |                           |
| 7/31/15       | 7.04                    | 21.9         | 1970    | 949          |            |                           |
| 7/20/17       | 6.73                    | 20.6         | 1964    | 905          |            |                           |
| MCCONNELL 265 | 539265                  | 2/20/08      | 7.21    | 21.1         | 1435       | 720                       |
|               |                         | 5/6/08       | 6.77    | 21.6         | 1668       | 737                       |
|               |                         | 7/15/08      | 6.91    | 22.3         | 1775       | 700                       |
|               |                         | 10/15/08     | 6.82    | 21.3         | 1686       | 703                       |
|               |                         | 1/28/09      | 6.85    | 21           | 1274       | 660                       |
|               |                         | 4/15/09      | 7.04    | 21.3         | 1472       | 657                       |
|               |                         | 7/15/09      | 7.01    | 22.2         | 1607       | 662                       |
|               |                         | 10/12/09     | 6.77    | 21.7         | 1594       | 666                       |
|               |                         | 1/26/10      | 6.71    | 21.5         | 1641       | 685                       |
|               |                         | 4/22/10      | 6.95    | 20.1         | 1691       | 811                       |
|               |                         | 7/21/10      | 6.86    | 23.5         | 1560       | 805                       |
|               |                         | 10/18/10     | 6.97    | 22.0         | 1704       | 775                       |
|               |                         | 1/19/11      | 7.38    | 20.6         | 1610       | 711                       |
|               |                         | 4/8/11       | 7.04    | 19.8         | 1775       | 810                       |
|               |                         | 7/12/11      | 6.60    | 23.7         | 1702       | 790                       |
|               |                         | 10/11/11     | 7.18    | 21.8         | 1590       | 845                       |
|               |                         | 2/7/12       | 7.14    | 20.6         | 1842       | 847                       |
|               |                         | 4/11/12      | 6.82    | 21.4         | 1781       | 833                       |
|               |                         | 7/6/12       | 6.88    | 22.4         | 1827       | 851                       |
|               |                         | 10/8/12      | 7.07    | 20.9         | 1862       | 934                       |
|               |                         | 1/10/13      | 6.89    | 20.9         | 1854       | 902                       |
|               |                         | 1/10/13 DUP  | 6.89    | 20.9         | 1854       | 889                       |
|               |                         | 4/18/13      | 7.11    | 20.4         | 1889       | 884                       |
|               |                         | 7/10/13      | 7.14    | 22.1         | 1897       | 898                       |
|               |                         | 10/14/13     | 7.00    | 21.0         | 1911       | 908                       |
| 1/8/14        | 7.23                    | 20.9         | 1942    | 985          |            |                           |
| 4/14/14       | 6.99                    | 20.7         | 1913    | 963          |            |                           |
| 7/14/14       | 6.95                    | 21.8         | 1941    | 975          |            |                           |
| 10/7/14       | 6.84                    | 22.2         | 1976    | 968          |            |                           |
| 7/31/15       | 7.04                    | 21.9         | 1970    | 949          |            |                           |
| 7/20/17       | 6.73                    | 20.6         | 1964    | 905          |            |                           |

## APPENDIX A Sulfate Data

| Well Name     | ADWR 55 Registry Number | Sample Date  | pH (SU) | Temp (deg C) | SC (µS/cm) | Sulfate, dissolved (mg/L) |
|---------------|-------------------------|--------------|---------|--------------|------------|---------------------------|
| MCCONNELL 459 | 221459                  | 7/27/12      | 8.25    | 26.5         | 510.0      | 41                        |
|               |                         | 10/8/12      | 8.12    | 25.3         | 517.3      | 43.4                      |
|               |                         | 1/15/13      | 8.06    | 24.5         | 512.6      | 37.4                      |
|               |                         | 4/10/13      | 8.14    | 23.5         | 487.0      | 35.5                      |
|               |                         | 7/10/13      | 8.10    | 25.5         | 480.7      | 34.5                      |
|               |                         | 10/14/13     | 8.04    | 24.9         | 486.7      | 34.6                      |
|               |                         | 1/8/14       | 8.20    | 23.7         | 489.4      | 37.1                      |
|               |                         | 4/14/14      | 8.08    | 24.6         | 474.3      | 35.9                      |
|               |                         | 9/9/14       | 8.12    | 25.1         | 465.7      | 33.0                      |
|               |                         | 10/7/14      | 7.94    | 25.7         | 478.0      | 34.1                      |
|               |                         | 7/31/15      | 8.13    | 25.9         | 453.6      | 28.5                      |
|               |                         | 7/26/16      | 8.08    | 25.6         | 455.3      | 30.4                      |
|               |                         | 7/20/17      | 7.93    | 24.9         | 449.8      | 32.3                      |
| METZLER       | 35-71891                | 3/5/08       | 7.27    | 21.6         | 1055       | 317                       |
|               |                         | 5/15/08      | 7.12    | 22.8         | 1051       | 329                       |
|               |                         | 7/31/08      | 7.16    | 22.5         | 1078       | 317                       |
|               |                         | 10/20/08     | 7.24    | 22.2         | 1080       | 305                       |
|               |                         | 10/20/08 DUP | 7.24    | 22.2         | 1080       | 326                       |
|               |                         | 2/11/09      | 7.12    | 21.3         | 818        | 321                       |
|               |                         | 4/20/09      | 7.22    | 23.2         | 845        | 313                       |
|               |                         | 7/15/09      | 7.41    | 22.9         | 1031       | 293                       |
|               |                         | 7/15/09 DUP  | 7.41    | 22.9         | 1031       | 309                       |
|               |                         | 10/14/09     | 7.1     | 22.7         | 989        | 315                       |
|               |                         | 2/1/10       | 7.22    | 21.7         | 1021       | 286                       |
|               |                         | 5/18/10      | 7.56    | 21.0         | 1053       | 330                       |
|               |                         | 7/16/10      | 7.20    | 24.1         | 1007       | 330                       |
|               |                         | 10/19/10     | 7.15    | 22.6         | 1006       | 319                       |
|               |                         | 1/19/11      | 7.55    | 21.1         | 930        | 298                       |
|               |                         | 4/4/11       | 7.03    | 23.3         | 1018       | 323                       |
|               |                         | 7/12/11      | 7.07    | 22.3         | 993.0      | 312                       |
|               |                         | 10/12/11     | 7.27    | 22.1         | 910        | 301                       |
|               |                         | 2/7/12       | 7.36    | 21.5         | 1019       | 326                       |
|               |                         | 4/12/12      | 7.34    | 21.1         | 1009       | 320                       |
| MOORE         | 538847                  | 2/20/08      | 7.69    | 22.2         | 362        | 7.1                       |
|               |                         | 5/8/08       | 7.09    | 22.4         | 432        | 7.5                       |
|               |                         | 7/16/08      | 7.34    | 23.0         | 482        | 9.8                       |
|               |                         | 10/29/08     | 7.32    | 22.4         | 452        | 19.2                      |
|               |                         | 1/29/09      | 7.11    | 21.7         | 328        | 6.6                       |
|               |                         | 4/16/09      | 7.40    | 22.1         | 374        | 6.4                       |
|               |                         | 7/15/09      | 7.44    | 23.3         | 439        | 5.8                       |
|               |                         | 10/13/09     | 7.36    | 22.6         | 429        | 7.1                       |
|               |                         | 1/26/10      | 7.54    | 19.6         | 423        | 6.3                       |
|               |                         | 4/22/10      | 7.47    | 20.6         | 433        | 7.40                      |
|               |                         | 7/15/10      | 7.44    | 24.1         | 431.3      | 7.54                      |
|               |                         | 7/15/10 DUP  | 7.44    | 24.1         | 431.3      | 7.11                      |
|               |                         | 10/19/10     | 6.79    | 22.1         | 430        | 7.14                      |
|               |                         | 1/18/11      | 7.48    | 21.1         | 390        | 6.42                      |
|               |                         | 4/6/11       | 7.39    | 21.4         | 426.3      | 6.70                      |
|               |                         | 7/13/11      | 6.91    | 23.2         | 423.4      | 7.62                      |
|               |                         | 10/11/11     | 7.31    | 22.5         | 419.0      | 7.31                      |
|               |                         | 1/31/12      | 7.35    | 21.7         | 430        | 7.21                      |
|               |                         | 4/23/12      | 7.34    | 22.8         | 470        | 6.99                      |
|               |                         | 4/23/12 DUP  | 7.34    | 22.8         | 470        | 7.05                      |
|               |                         | 7/17/12      | 7.36    | 22.9         | 430        | 7.01                      |
|               |                         | 7/17/12 DUP  | 7.36    | 22.9         | 430        | 6.99                      |
|               |                         | 10/8/12      | 7.64    | 21.4         | 433.2      | 7.51                      |
|               |                         | 1/10/13      | 7.50    | 20.8         | 439.9      | 7.16                      |
|               |                         | 4/19/13      | 7.68    | 21.6         | 434.7      | 7.25                      |
|               |                         | 7/11/13      | 7.56    | 22.9         | 442.2      | 7.14                      |
|               |                         | 10/7/13      | 7.59    | 21.5         | 431.8      | 6.99                      |
|               |                         | 10/13/14     | 7.47    | 22.0         | 433        | 6.72                      |
|               |                         | 8/3/15       | 7.61    | 22.9         | 446.7      | 7.12                      |
|               |                         | 7/14/16      | 7.55    | 23.0         | 445.8      | 7.86                      |
| 7/25/17       | 7.28                    | 21.1         | 455.5   | 7.98         |            |                           |

## APPENDIX A Sulfate Data

| Well Name     | ADWR 55 Registry Number | Sample Date | pH (SU) | Temp (deg C) | SC (µS/cm) | Sulfate, dissolved (mg/L) |
|---------------|-------------------------|-------------|---------|--------------|------------|---------------------------|
| NESS          | 509127                  | 7/24/08     | 7.35    | 26.5         | 563        | 50.2                      |
|               |                         | 10/16/08    | 7.47    | 21.4         | 542        | 48.9                      |
|               |                         | 1/26/09     | 7.39    | 17.2         | 422        | 52.3                      |
|               |                         | 5/11/09     | 7.52    | 28.8         | 472        | 45.9                      |
|               |                         | 8/11/09     | 7.56    | 28.7         | 525        | 39.8                      |
|               |                         | 11/12/09    | 7.53    | 24.5         | 537        | 51.3                      |
|               |                         | 2/2/10      | 7.67    | 19.7         | 535        | 48.7                      |
|               |                         | 4/21/10     | 7.70    | 23.5         | 518.9      | 42.1                      |
|               |                         | 7/19/10     | 7.58    | 28.9         | 524.7      | 48.1                      |
|               |                         | 1/18/11     | 7.49    | 21.8         | 536.6      | 50.1                      |
|               |                         | 7/12/11     | 7.48    | 26.3         | 520.0      | 43.5                      |
|               |                         | 2/3/12      | 7.58    | 21.1         | 538.2      | 49.0                      |
|               |                         | 7/10/12     | 7.20    | 26.8         | 380        | 40.1                      |
|               |                         | 7/10/12 DUP | 7.20    | 26.8         | 380        | 39.2                      |
|               |                         | 1/9/13      | 7.57    | 19.1         | 549.6      | 53.9                      |
|               |                         | 7/8/13      | 7.84    | 27.9         | 539.2      | 46.8                      |
|               |                         | 1/6/14      | 7.61    | 20.3         | 542.4      | 53.4                      |
|               |                         | 7/7/14      | 7.60    | 25.3         | 536.6      | 48.3                      |
| 7/20/15       | 7.75                    | 27.4        | 560.8   | 54.3         |            |                           |
| 7/11/16       | 7.60                    | 28.5        | 545.2   | 49.6         |            |                           |
| 7/27/17       | 7.39                    | 26.4        | 545.8   | 55.2         |            |                           |
| NOTEMAN       | 212483                  | 2/5/08      | 6.70    | 19.9         | 1317       | 310                       |
|               |                         | 5/13/08     | 6.67    | 23.0         | 1445       | 272                       |
|               |                         | 7/24/08     | 6.68    | 24.2         | 1539       | 274                       |
|               |                         | 10/23/08    | 6.57    | 23.2         | 1643       | 356                       |
|               |                         | 1/19/09     | 6.38    | 22.9         | 1098       | 322                       |
|               |                         | 4/7/09      | 6.56    | 23.8         | 1375       | 303                       |
|               |                         | 7/8/09      | 6.55    | 24.6         | 1405       | 260                       |
|               |                         | 10/5/09     | 6.48    | 24.1         | 1442       | 281                       |
|               |                         | 1/20/10     | 6.79    | 20.3         | 1450       | 289                       |
|               |                         | 4/19/10     | 6.81    | 22.4         | 1446       | 307                       |
|               |                         | 7/19/10     | 6.77    | 24.6         | 1438       | 309                       |
|               |                         | 10/18/10    | 6.08    | 24.6         | 1430       | 280                       |
|               |                         | 1/19/11     | 6.84    | 22.3         | 1446       | 266                       |
|               |                         | 4/4/11      | 6.72    | 22.9         | 1446       | 276                       |
|               |                         | 4/4/11 DUP  | 6.72    | 22.9         | 1446       | 279                       |
|               |                         | 7/11/11     | 6.78    | 23.9         | 1406       | 272                       |
|               |                         | 10/11/11    | 6.96    | 23.4         | 1250       | 286                       |
|               |                         | 2/3/12      | 6.68    | 21.3         | 1370       | 301                       |
|               |                         | 4/23/12     | 6.68    | 24.0         | 1580       | 291                       |
|               |                         | 7/9/12      | 6.57    | 24.7         | 1360       | 265                       |
|               |                         | 7/9/12 DUP  | 6.57    | 24.7         | 1360       | 265                       |
|               |                         | 10/4/12     | 6.80    | 23.6         | 1412       | 287                       |
|               |                         | 1/17/13     | 6.69    | 23.3         | 1417       | 288                       |
|               |                         | 4/8/13      | 6.90    | 22.3         | 1409       | 280                       |
|               |                         | 7/9/13      | 6.89    | 24.3         | 1400       | 278                       |
|               |                         | 10/14/13    | 6.75    | 23.2         | 1528       | 355                       |
|               |                         | 1/10/14     | 6.83    | 22.2         | 1440       | 311                       |
|               |                         | 4/10/14     | 6.84    | 23.2         | 1426       | 301                       |
|               |                         | 7/7/14      | 6.80    | 23.2         | 1423       | 289                       |
|               |                         | 12/10/14    | 6.66    | 22.8         | 1528       | 366                       |
| 7/23/15       | 6.87                    | 24.1        | 1424    | 287          |            |                           |
| 7/15/16       | 6.79                    | 23.9        | 1412    | 257          |            |                           |
| 7/27/17       | 6.57                    | 22.9        | 1383    | 265          |            |                           |
| NOTEMAN HOUSE | 212483                  | 2/3/12      | 7.06    | 13.5         | 1520       | 324                       |
| NSD-02        | 527587                  | 2/5/08      | ND      | ND           | ND         | 43                        |
|               |                         | 7/7/08      | 8.02    | 21.0         | 609.00     | 44                        |
| NSD-03        | 527586                  | 2/5/08      | ND      | ND           | ND         | 70.7                      |
|               |                         | 7/7/08      | 7.64    | 21.0         | 570.00     | 58.9                      |



## APPENDIX A Sulfate Data

| Well Name    | ADWR 55 Registry Number | Sample Date  | pH (SU) | Temp (deg C) | SC (µS/cm) | Sulfate, dissolved (mg/L) |
|--------------|-------------------------|--------------|---------|--------------|------------|---------------------------|
| NWC-02       | 562944                  | 10/27/08     | 7.47    | 22.2         | 438        | 5.1                       |
|              |                         | 2/12/09      | 7.58    | 21.6         | 330        | 6.6                       |
|              |                         | 4/23/09      | 7.39    | 23.8         | 373        | 6.4                       |
|              |                         | 7/21/09      | 7.62    | 23.9         | 408        | 5                         |
|              |                         | 10/21/09     | 7.32    | 22.6         | 436        | 6.8                       |
|              |                         | 2/3/10       | 7.68    | 19.6         | 423        | 8.5                       |
|              |                         | 4/21/10      | 7.57    | 22.1         | 413        | 7.26                      |
|              |                         | 7/20/10      | 7.36    | 23.7         | 412.5      | 6.87                      |
|              |                         | 10/19/10     | 7.42    | 22.5         | 416.2      | 7.39                      |
|              |                         | 1/18/11      | 7.47    | 23.2         | 390        | 6.43                      |
|              |                         | 4/6/11       | 7.27    | 22.9         | 413.5      | 6.4                       |
|              |                         | 7/15/11      | 7.03    | 22.5         | 416.3      | 7.24                      |
|              |                         | 10/13/11     | 7.45    | 21.9         | 370        | 7.31                      |
|              |                         | 1/30/12      | 7.39    | 21.2         | 431.3      | 7.78                      |
|              |                         | 4/25/12      | 7.42    | 22.4         | 370        | 8.42                      |
|              |                         | 7/18/12      | 7.33    | 22.5         | 430        | 6.99                      |
|              |                         | 10/10/12     | 7.58    | 21.7         | 423.9      | 7.46                      |
|              |                         | 1/10/13      | 7.58    | 21.8         | 396.4      | 9.02                      |
|              |                         | 4/17/13      | 7.64    | 21.2         | 426.2      | 7.52                      |
|              |                         | 7/12/13      | 7.65    | 22.0         | 429.3      | 6.91                      |
|              |                         | 10/10/13     | 7.49    | 21.2         | 433.4      | 7.05                      |
|              |                         | 10/10/13 DUP | 7.49    | 21.2         | 433.4      | 7.14                      |
|              |                         | 1/13/14      | 7.6     | 21.2         | 426.7      | 7.03                      |
|              |                         | 4/7/14       | 7.59    | 21.3         | 432.9      | 7.34                      |
|              |                         | 7/10/14      | 7.57    | 22.0         | 431.6      | 7.65                      |
|              |                         | 10/13/14     | 7.48    | 23.1         | 424        | 7.04                      |
|              |                         | 2/12/15      | 7.42    | 21.0         | 436        | 7.11                      |
| 7/30/15      | 7.62                    | 22.2         | 436.2   | 6.31         |            |                           |
| 1/12/16      | 7.81                    | 20.2         | 421.5   | 6.17         |            |                           |
| 7/26/16      | 7.54                    | 21.4         | 434.4   | 6.81         |            |                           |
| 1/26/17      | 7.41                    | 21.0         | 421.2   | 6.81         |            |                           |
| 7/18/17      | 7.29                    | 21.0         | 435.8   | 7.15         |            |                           |
| NWC-03       | 203321                  | 3/4/08       | ND      | ND           | ND         | 560                       |
|              |                         | 6/9/08       | ND      | ND           | ND         | 524                       |
|              |                         | 10/27/08     | 7.07    | 21.9         | 1374       | 489                       |
|              |                         | 2/12/09      | 7.06    | 20.2         | 1023       | 412                       |
|              |                         | 4/23/09      | 6.98    | 21.9         | 1129       | 466                       |
|              |                         | 4/23/09 DUP  | 6.98    | 21.9         | 1129       | 460                       |
|              |                         | 7/21/09      | 7.21    | 22.9         | 1194       | 458                       |
|              |                         | 10/21/09     | 6.94    | 21.8         | 1224       | 444                       |
|              |                         | 2/3/10       | 7.24    | 20.7         | 1214       | 444                       |
|              |                         | 4/21/10      | 7.22    | 21.6         | 1178       | 433                       |
|              |                         | 7/20/10      | 7.04    | 22.8         | 1229       | 477                       |
|              |                         | 10/19/10     | 7.22    | 21.3         | 1172       | 432                       |
|              |                         | 1/18/11      | 7.09    | 22.8         | 1120       | 386                       |
|              |                         | 4/6/11       | 7.19    | 21.7         | 1114       | 361                       |
|              |                         | 7/15/11      | 6.91    | 21.8         | 1094       | 386                       |
|              |                         | 10/13/11     | 7.23    | 21.6         | 960        | 353                       |
|              |                         | 1/30/12      | 7.15    | 21.5         | 1061       | 379                       |
|              |                         | 4/25/12      | 7.17    | 21.6         | 920        | 346                       |
|              |                         | 4/25/12 DUP  | 7.17    | 21.6         | 920        | 347                       |
|              |                         | 7/18/12      | 7.05    | 22.1         | 1080       | 354                       |
| 10/10/12     | 7.31                    | 21.1         | 1029    | 354          |            |                           |
| 10/10/12 DUP | 7.31                    | 21.1         | 1029    | 353          |            |                           |
| 1/10/13      | 7.18                    | 20.8         | 1051    | 370          |            |                           |

## APPENDIX A Sulfate Data

| Well Name   | ADWR 55 Registry Number | Sample Date | pH (SU) | Temp (deg C) | SC (µS/cm) | Sulfate, dissolved (mg/L) |
|-------------|-------------------------|-------------|---------|--------------|------------|---------------------------|
| NWC-04      | 551849                  | 3/4/08      | ND      | ND           | ND         | 240                       |
|             |                         | 6/9/08      | ND      | ND           | ND         | 231                       |
|             |                         | 10/27/08    | 7.32    | 25.0         | 856        | 162                       |
|             |                         | 1/22/09     | 7.23    | 22.9         | 688        | 184                       |
|             |                         | 2/12/09     | 7.20    | 19.8         | 699        | 181                       |
|             |                         | 2/12/09 DUP | 7.20    | 19.8         | 699        | 198                       |
|             |                         | 3/11/09     | 7.15    | 23.4         | 846        | 197                       |
|             |                         | 4/23/09     | 7.21    | 24.1         | 797        | 188                       |
|             |                         | 5/28/09     | 7.01    | 24.1         | 933        | 210                       |
|             |                         | 6/24/09     | 6.93    | 25.6         | 792        | 169                       |
|             |                         | 7/21/09     | 7.48    | 24.3         | 859        | 193                       |
|             |                         | 8/19/09     | 7.12    | 24.5         | 906        | 183                       |
|             |                         | 9/23/09     | 7.16    | 23.8         | 953        | 202                       |
|             |                         | 10/21/09    | 7.18    | 24.3         | 875        | 191                       |
|             |                         | 11/18/09    | 7.24    | 22.9         | 909        | 191                       |
|             |                         | 12/16/09    | 7.28    | 22.3         | 926        | 193                       |
|             |                         | 2/3/10      | 7.49    | 22.3         | 844        | 167                       |
|             |                         | 3/8/10      | 7.33    | 22.5         | 880        | 182                       |
|             |                         | 4/21/10     | 7.34    | 22.8         | 913        | 218                       |
|             |                         | 5/18/10     | 7.68    | 25.8         | 901.3      | 210                       |
|             |                         | 6/15/10     | 7.31    | 24.5         | 917.5      | 212                       |
|             |                         | 7/20/10     | 7.28    | 28.3         | 873.2      | 188                       |
|             |                         | 8/25/10     | 7.55    | 24.8         | 820.9      | 196                       |
|             |                         | 9/29/10     | 7.38    | 24.5         | 920.2      | 205                       |
|             |                         | 10/19/10    | 7.34    | 23.6         | 870.2      | 195                       |
|             |                         | 11/4/10     | 7.53    | 23.9         | 853.2      | 197                       |
|             |                         | 12/14/10    | 7.41    | 23.6         | 856.8      | 182                       |
|             |                         | 1/18/11     | 7.31    | 24.1         | 860        | 194                       |
|             |                         | 2/17/11     | 7.46    | 22.3         | 848.6      | 169                       |
|             |                         | 3/17/11     | 7.44    | 24.1         | 888.1      | 182                       |
|             |                         | 4/5/11      | 7.32    | 23.4         | 878.7      | 196                       |
|             |                         | 5/11/11     | 7.32    | 23.1         | 868.1      | 175                       |
|             |                         | 6/17/11     | 7.28    | 23.7         | 856.3      | 204                       |
|             |                         | 7/15/11     | 7.06    | 23.5         | 875.1      | 202                       |
|             |                         | 8/25/11     | 7.32    | 25.1         | 780        | 195                       |
|             |                         | 9/26/11     | 6.56    | 26.2         | 875.4      | 198                       |
|             |                         | 9/26/11 DUP | 6.56    | 26.2         | 875.4      | 199                       |
|             |                         | 10/13/11    | 7.46    | 23.3         | 770        | 198                       |
|             |                         | 11/22/11    | 7.36    | 22.9         | 853.5      | 201                       |
|             |                         | 12/8/11     | 7.33    | 22.3         | 872.2      | 207                       |
|             |                         | 1/30/12     | 7.34    | 23.4         | 914.4      | 217                       |
|             |                         | 2/17/12     | 7.45    | 22.9         | 898.1      | 203                       |
|             |                         | 3/15/12     | 7.39    | 23.9         | 888.2      | 207                       |
|             |                         | 4/25/12     | 7.16    | 23.4         | 870        | 204                       |
|             |                         | 5/22/12     | 7.25    | 23.9         | 970        | 178                       |
|             |                         | 5/22/12     | 7.25    | 23.9         | 970        | 178                       |
|             |                         | 6/6/12      | 7.27    | 24.4         | 1040       | 195                       |
|             |                         | 7/18/12     | 7.25    | 23.7         | 880        | 205                       |
|             |                         | 8/28/12     | 7.49    | 24.2         | 893.3      | 208                       |
|             |                         | 9/13/12     | 7.40    | 23.9         | 883.7      | 205                       |
|             |                         | 10/10/12    | 7.48    | 23.2         | 883.6      | 207                       |
|             |                         | 11/13/12    | 7.56    | 21.7         | 849.8      | 211                       |
|             |                         | 12/3/12     | 7.40    | 23.0         | 898.6      | 208                       |
|             |                         | 1/10/13     | 7.37    | 22.2         | 903.1      | 210                       |
|             |                         | 2/7/13      | 7.54    | 23.0         | 917.5      | 228                       |
|             |                         | 3/7/13      | 7.49    | 22.4         | 892.4      | 222                       |
|             |                         | 4/17/13     | 7.43    | 22.6         | 903.8      | 223                       |
| 5/14/13     | 7.53                    | 23.2        | 881.7   | 214          |            |                           |
| 6/5/13      | 7.29                    | 33.9        | 862.7   | 201          |            |                           |
| 7/12/13     | 7.29                    | 23.5        | 897.2   | 211          |            |                           |
| 7/12/13 DUP | 7.29                    | 23.5        | 897.2   | 200          |            |                           |
| 8/9/13      | 7.43                    | 23.5        | 898.6   | 207          |            |                           |
| 9/5/13      | 7.56                    | 23.8        | 893.6   | 214          |            |                           |
| 10/10/13    | 7.39                    | 22.6        | 873.7   | 197          |            |                           |
| 11/6/13     | 7.58                    | 21.8        | 852.3   | 202          |            |                           |
| 12/3/13     | 7.50                    | 23.1        | 843.4   | 199          |            |                           |
| 1/13/14     | 7.12                    | 21.9        | 885.6   | 197          |            |                           |
| 2/5/14      | 7.46                    | 22.4        | 833.3   | 198          |            |                           |
| 3/5/14      | 7.59                    | 22.8        | 813.3   | 168          |            |                           |
| 4/7/14      | 7.49                    | 22.9        | 834.2   | 187          |            |                           |
| 5/13/14     | 7.56                    | 23.4        | 819.8   | 186          |            |                           |
| 6/23/14     | 7.62                    | 24.5        | 806.7   | 188          |            |                           |
| 7/10/14     | 7.57                    | 23.8        | 826.2   | 194          |            |                           |

## APPENDIX A Sulfate Data

| Well Name   | ADWR 55 Registry Number | Sample Date | pH (SU) | Temp (deg C) | SC (µS/cm) | Sulfate, dissolved (mg/L) |
|-------------|-------------------------|-------------|---------|--------------|------------|---------------------------|
| NWC-04      | 551849                  | 8/11/14     | 7.59    | 23.5         | 824.0      | 187                       |
|             |                         | 9/9/14      | 7.50    | 24.0         | 789.5      | 163                       |
|             |                         | 10/13/14    | 7.39    | 24.5         | 802        | 175                       |
|             |                         | 11/14/14    | 7.46    | 22.9         | 835.4      | 183                       |
|             |                         | 12/10/14    | 7.33    | 23.3         | 840.7      | 189                       |
|             |                         | 2/12/15     | 7.81    | 20.3         | 856.4      | 177                       |
|             |                         | 4/9/15      | 7.41    | 24.6         | 823.2      | 182                       |
|             |                         | 7/30/15     | 7.60    | 24.5         | 935.6      | 195                       |
|             |                         | 10/6/15     | 7.54    | 23.2         | 866.8      | 225                       |
|             |                         | 1/12/16     | 7.57    | 22.7         | 811.2      | 188                       |
|             |                         | 4/5/16      | 7.47    | 23.9         | 847.7      | 192                       |
|             |                         | 7/26/16     | 7.45    | 23.8         | 907.3      | 187                       |
|             |                         | 11/2/16     | 7.32    | 23.0         | 900.6      | 181                       |
|             |                         | 1/26/17     | 7.41    | 23.1         | 851.9      | 195                       |
|             |                         | 4/6/17      | 7.33    | 23.2         | 846.8      | 176                       |
| 7/18/17     | 7.23                    | 23.9        | 844.7   | 201          |            |                           |
| 11/14/17    | 7.31                    | 23.3        | 860.1   | 193          |            |                           |
| NWC-06      | 575700                  | 6/9/08      | ND      | ND           | ND         | 7.2                       |
|             |                         | 10/27/08    | 7.35    | 23.3         | 414        | 6.4                       |
|             |                         | 2/12/09     | 7.54    | 21.8         | 306        | 8                         |
|             |                         | 4/23/09     | 7.30    | 24.5         | 354        | 7.3                       |
|             |                         | 7/21/09     | 7.63    | 23.5         | 388        | 6.4                       |
|             |                         | 10/21/09    | 7.26    | 23.2         | 413        | 8                         |
|             |                         | 2/3/10      | 7.61    | 20.5         | 404        | 7.5                       |
|             |                         | 2/3/10 DUP  | 7.61    | 20.5         | 404        | 7.4                       |
|             |                         | 4/21/10     | 7.54    | 22.4         | 387        | 8.49                      |
|             |                         | 7/20/10     | 7.33    | 26.0         | 388.6      | 8.59                      |
|             |                         | 10/19/10    | 7.49    | 22.7         | 394.5      | 8.32                      |
|             |                         | 1/18/11     | 7.45    | 23.4         | 380        | 8.24                      |
|             |                         | 4/6/11      | 7.42    | 23.1         | 388.3      | 7.76                      |
|             |                         | 4/6/11 DUP  | 7.42    | 23.1         | 388.3      | 7.73                      |
|             |                         | 7/15/11     | 7.09    | 22.9         | 394.3      | 8.36                      |
|             |                         | 10/13/11    | 7.51    | 22.3         | 340        | 8.48                      |
|             |                         | 1/30/12     | 7.47    | 22.1         | 402.7      | 8.44                      |
|             |                         | 4/25/12     | 7.34    | 22.5         | 410        | 7.11                      |
|             |                         | 7/18/12     | 7.39    | 22.8         | 380        | 8.60                      |
|             |                         | 10/10/12    | 7.62    | 21.9         | 393.6      | 9.33                      |
|             |                         | 1/10/13     | 7.47    | 21.3         | 429.2      | 7.55                      |
|             |                         | 4/17/13     | 7.66    | 21.1         | 404.1      | 8.82                      |
|             |                         | 7/12/13     | 7.59    | 22.4         | 404.1      | 8.40                      |
|             |                         | 10/10/13    | 7.56    | 21.6         | 403.3      | 8.38                      |
|             |                         | 1/13/14     | 7.64    | 21.3         | 401.8      | 8.78                      |
|             |                         | 4/7/14      | 7.65    | 21.7         | 403.7      | 8.62                      |
|             |                         | 7/10/14     | 7.68    | 22.4         | 405.9      | 8.97                      |
|             |                         | 7/10/14 DUP | 7.68    | 22.4         | 405.9      | 8.99                      |
|             |                         | 10/13/14    | 7.59    | 23.4         | 393        | 8.51                      |
|             |                         | 2/12/15     | 7.60    | 21.2         | 405        | 8.12                      |
| 2/12/15 DUP | 7.60                    | 21.2        | 405     | 8.09         |            |                           |
| 7/30/15     | 7.66                    | 22.6        | 406.5   | 8.20         |            |                           |
| 1/12/16     | 7.74                    | 20.7        | 397.5   | 8.50         |            |                           |
| 7/26/16     | 7.58                    | 21.8        | 409.1   | 8.69         |            |                           |
| 1/26/17     | 7.42                    | 21.3        | 394.0   | 8.64         |            |                           |
| 7/18/17     | 7.35                    | 21.4        | 405.6   | 8.35         |            |                           |
| OLMOS       | 224745                  | 1/13/16     | 7.61    | 20.4         | 421.0      | 8.04                      |
|             |                         | 7/14/16     | 7.58    | 22.5         | 445.9      | 7.97                      |
|             |                         | 7/25/17     | 7.29    | 20.6         | 434.7      | 8.25                      |
| OSBORN      | 643436                  | 2/25/08     | 7.35    | 22.4         | 508        | 16.4                      |
|             |                         | 5/13/08     | 7.22    | 22.2         | 576        | 17.2                      |
|             |                         | 7/22/08     | 7.24    | 22.9         | 618        | 17.7                      |
|             |                         | 7/22/08 DUP | 7.24    | 22.9         | 618        | 17.5                      |
|             |                         | 10/16/08    | 7.39    | 22.4         | 595        | 15.9                      |
|             |                         | 1/20/09     | 7.33    | 22.4         | 469        | 16                        |
|             |                         | 4/7/09      | 7.25    | 24.0         | 542        | 17                        |
|             |                         | 8/18/09     | 7.16    | 24.6         | 643        | 17.4                      |
|             |                         | 10/5/09     | 7.14    | 22.9         | 599        | 17.9                      |
|             |                         | 1/21/10     | 7.47    | 19.5         | 591        | 15.6                      |
|             |                         | 4/19/10     | 7.60    | 21.5         | 601.9      | 19.3                      |
|             |                         | 7/12/10     | 7.69    | 24.2         | 594.0      | 18.4                      |
|             |                         | 7/12/11     | 7.87    | 29.8         | 575.9      | 19.5                      |
|             |                         | 2/3/12      | 8.15    | 15.3         | 390        | 19.2                      |
|             |                         | 1/8/13      | 7.88    | 10.5         | 544.4      | 20.4                      |
|             |                         | 7/8/13      | 7.56    | 39.2         | 510.3      | 19.2                      |
|             |                         | 1/10/14     | 7.89    | 18.1         | 580.5      | 18.7                      |
|             |                         | 7/7/14      | 7.84    | 29.2         | 496.3      | 18.0                      |
|             |                         | 7/11/16     | 7.56    | 37.8         | 515.4      | 18.6                      |
|             |                         | 7/31/17     | 7.74    | 25.6         | 548.4      | 19.3                      |
| 7/31/17 DUP | 7.74                    | 25.6        | 548.4   | 18.7         |            |                           |



## APPENDIX A Sulfate Data

| Well Name   | ADWR 55 Registry Number | Sample Date  | pH (SU) | Temp (deg C) | SC (µS/cm) | Sulfate, dissolved (mg/L) |
|-------------|-------------------------|--------------|---------|--------------|------------|---------------------------|
| PALMER      | 578819                  | 2/14/08      | 7.91    | 17.5         | 435        | 15.9                      |
|             |                         | 5/13/08      | 7.92    | 22.9         | 508        | 16.6                      |
|             |                         | 7/22/08      | 7.64    | 25.8         | 548        | 16.2                      |
|             |                         | 10/16/08     | 7.61    | 17.0         | 527        | 15.9                      |
|             |                         | 1/20/09      | 7.33    | 19.4         | 441        | 14.3                      |
|             |                         | 4/8/09       | 7.65    | 19.1         | 475        | 15.4                      |
|             |                         | 7/8/09       | 7.47    | 27.2         | 521        | 14.3                      |
|             |                         | 10/5/09      | 7.81    | 22.2         | 538        | 16.2                      |
|             |                         | 1/20/10      | 7.72    | 11.9         | 510        | 13.8                      |
|             |                         | 4/22/10      | 7.97    | 13.6         | 520        | 16.7                      |
|             |                         | 7/12/10      | 7.62    | 30.2         | 518.8      | 15.7                      |
|             |                         | 10/18/10     | 8.13    | 22.1         | 511.9      | 16.5                      |
|             |                         | 1/18/11      | 7.24    | 17.1         | 517.0      | 15.7                      |
|             |                         | 4/5/11       | 8.04    | 19.0         | 499.2      | 15.8                      |
|             |                         | 7/12/11      | 7.65    | 26.6         | 517.6      | 16.4                      |
|             |                         | 10/11/11     | 7.85    | 22.0         | 510.4      | 17                        |
|             |                         | 2/3/12       | 7.94    | 10.0         | 521.4      | 17.1                      |
|             |                         | 4/11/12      | 7.52    | 18.7         | 519.8      | 17.3                      |
|             |                         | 7/10/12      | 7.30    | 27.9         | 390        | 16.6                      |
|             |                         | 10/3/12      | 8.09    | 25.7         | 526.7      | 17.6                      |
|             |                         | 10/3/12 DUP  | 8.09    | 25.7         | 526.7      | 17.5                      |
|             |                         | 1/9/13       | 7.9     | 17.5         | 532.8      | 16.8                      |
|             |                         | 4/8/13       | 8.07    | 18.4         | 534.1      | 17                        |
|             |                         | 7/17/13      | 7.74    | 22.3         | 531.0      | 17.2                      |
|             |                         | 10/14/13     | 8.03    | 20.1         | 533.1      | 16.9                      |
|             |                         | 1/6/14       | 7.82    | 11.9         | 517.4      | 17.4                      |
| 4/7/14      | 7.96                    | 18.3         | 534.8   | 17.3         |            |                           |
| 7/7/14      | 8.07                    | 23.9         | 534.4   | 18.3         |            |                           |
| 10/23/14    | 7.86                    | 19.6         | 536.0   | 17.5         |            |                           |
| 7/20/15     | 7.95                    | 25.9         | 540.1   | 17.6         |            |                           |
| PANAGAKOS   | 35-76413                | 4/21/08      | 6.80    | 20.5         | 1228       | 410                       |
|             |                         | 7/21/08      | 6.95    | 21.9         | 1390       | 444                       |
|             |                         | 10/13/08     | 6.86    | 21.2         | 1386       | 480                       |
|             |                         | 10/13/08 DUP | 6.86    | 21.2         | 1386       | 500                       |
|             |                         | 1/22/09      | 6.92    | 19.7         | 997        | 397                       |
|             |                         | 4/9/09       | 6.81    | 21.7         | 1228       | 431                       |
|             |                         | 4/9/09 DUP   | 6.81    | 21.7         | 1228       | 426                       |
|             |                         | 7/9/09       | 6.89    | 22.3         | 1469       | 490                       |
|             |                         | 10/6/09      | 6.83    | 21.1         | 1328       | 472                       |
|             |                         | 1/21/10      | 7.06    | 18.8         | 1291       | 318                       |
|             |                         | 4/20/10      | 7.25    | 21.0         | 1528       | 608                       |
|             |                         | 7/20/10      | 6.90    | 24.0         | 1560       | 706                       |
|             |                         | 10/18/10     | 6.38    | 22.1         | 1530       | 568                       |
|             |                         | 7/14/11      | 6.93    | 23.3         | 1070       | 223                       |
|             |                         | 8/25/11      | 7.17    | 23.4         | 1170       | 222                       |
|             |                         | 2/6/12       | 6.98    | 20.8         | 1017       | 166                       |
|             |                         | 2/29/12      | 7.09    | 20.3         | 1080       | 362                       |
|             |                         | 3/15/12      | 7.02    | 21.4         | 1138       | 282                       |
|             |                         | 4/12/12      | 6.90    | 20.9         | 1265       | 346                       |
|             |                         | 4/12/12 DUP  | 6.90    | 20.9         | 1265       | 352                       |
|             |                         | 7/9/12       | 6.82    | 22.2         | 1140       | 292                       |
|             |                         | 11/27/12     | 7.51    | 20.1         | 1164       | 274                       |
|             |                         | 2/6/13       | 7.05    | 19.9         | 1054       | 212                       |
|             |                         | 4/9/13       | 7.24    | 19.7         | 1105       | 232                       |
|             |                         | 7/10/13      | 7.26    | 21.4         | 1218       | 329                       |
|             |                         | 10/15/13     | 7.14    | 20.5         | 1109       | 240                       |
|             |                         | 1/10/14      | 7.23    | 19.6         | 1079       | 227                       |
|             |                         | 4/16/14      | 7.17    | 20.4         | 1103       | 228                       |
|             |                         | 7/17/14      | 7.13    | 21.4         | 1357       | 467                       |
|             |                         | 10/16/14     | 6.9     | 22.1         | 1104       | 193                       |
|             |                         | 1/26/15      | 7.11    | 19.6         | 1349       | 428                       |
|             |                         | 7/27/15      | 7.03    | 22.2         | 1445       | 469                       |
|             |                         | 1/11/16      | 7.18    | 18.9         | 1402       | 443                       |
| 1/11/16 DUP | 7.18                    | 18.9         | 1402    | 452          |            |                           |
| 2/24/17     | 7.19                    | 19.1         | 1270    | 218          |            |                           |
| 2/24/17 DUP | 7.19                    | 19.1         | 1270    | 217          |            |                           |
| 7/17/17     | 7.13                    | 20.2         | 1219    | 232          |            |                           |

## APPENDIX A Sulfate Data

| Well Name  | ADWR 55 Registry Number | Sample Date  | pH (SU) | Temp (deg C) | SC (µS/cm) | Sulfate, dissolved (mg/L) |
|------------|-------------------------|--------------|---------|--------------|------------|---------------------------|
| PARRA      | 576415                  | 2/11/08      | 7.08    | 21.8         | 1067       | 360                       |
|            |                         | 5/15/08      | 7.10    | 21.8         | 1200       | 405                       |
|            |                         | 7/31/08      | 7.00    | 22.4         | 1248       | 423                       |
|            |                         | 7/31/08 DUP  | 7.00    | 22.4         | 1248       | 404                       |
|            |                         | 10/20/08     | 7.07    | 22.9         | 1246       | 387                       |
|            |                         | 2/13/09      | 7.24    | 22.1         | 965        | 405                       |
|            |                         | 4/20/09      | 7.10    | 22.6         | 971        | 372                       |
|            |                         | 7/20/09      | 7.17    | 23.9         | 1174       | 375                       |
|            |                         | 10/20/09     | 6.80    | 22.5         | 1188       | 388                       |
|            |                         | 2/1/10       | 7.07    | 21.5         | 1197       | 353                       |
|            |                         | 4/22/10      | 6.91    | 20.3         | 1219       | 417                       |
|            |                         | 7/14/10      | 7.13    | 22.2         | 1201       | 403                       |
|            |                         | 7/14/10 DUP  | 7.13    | 22.2         | 1201       | 391                       |
|            |                         | 10/20/10     | 7.51    | 21.4         | 1270       | 411                       |
|            |                         | 1/19/11      | 7.49    | 20.8         | 1130       | 391                       |
|            |                         | 4/4/11       | 6.90    | 22.6         | 1207       | 382                       |
|            |                         | 7/12/11      | 6.76    | 23.7         | 1156       | 404                       |
|            |                         | 10/12/11     | 7.44    | 22.3         | 1070       | 406                       |
|            |                         | 2/7/12       | 7.64    | 21.4         | 1212       | 428                       |
|            |                         | 4/13/12      | 7.49    | 21.1         | 1204       | 402                       |
|            |                         | 4/13/12 DUP  | 7.49    | 21.1         | 1204       | 390                       |
|            |                         | 7/18/12      | 7.03    | 22.6         | 1210       | 418                       |
|            |                         | 7/18/12 DUP  | 7.03    | 22.6         | 1210       | 419                       |
|            |                         | 10/9/12      | 7.30    | 21.3         | 1209       | 428                       |
|            |                         | 1/11/13      | 7.64    | 20.3         | 1217       | 413                       |
|            |                         | 4/11/13      | 7.29    | 21.2         | 1206       | 427                       |
|            |                         | 7/17/13      | 7.21    | 21.9         | 1212       | 411                       |
|            |                         | 10/18/13     | 7.18    | 21.3         | 1212       | 406                       |
| 1/8/14     | 7.21                    | 20.8         | 1221    | 437          |            |                           |
| 4/15/14    | 7.18                    | 21.5         | 1213    | 416          |            |                           |
| 7/21/14    | 7.30                    | 22.4         | 1193    | 432          |            |                           |
| 10/6/14    | 7.12                    | 21.5         | 1133    | 413          |            |                           |
| 8/3/15     | 7.24                    | 22.3         | 1193    | 391          |            |                           |
| 7/22/16    | 7.17                    | 22.6         | 1151    | 392          |            |                           |
| 7/25/17    | 6.98                    | 20.9         | 1194    | 426          |            |                           |
| PIONKE 395 | 613395                  | 2/6/08       | 7.53    | 19.9         | 910        | 394                       |
|            |                         | 5/7/08       | 7.08    | 21.4         | 1100       | 391                       |
|            |                         | 7/17/08      | 6.99    | 21.9         | 1209       | 420                       |
|            |                         | 10/27/08     | 7.03    | 20.8         | 1175       | 460                       |
|            |                         | 1/29/09      | 7.13    | 19.9         | 847        | 385                       |
|            |                         | 4/14/09      | 7.58    | 20.7         | 1053       | 411                       |
|            |                         | 7/13/09      | 7.35    | 21.5         | 1165       | 472                       |
|            |                         | 10/7/09      | 7.43    | 21.1         | 1100       | 403                       |
|            |                         | 3/8/10       | 7.72    | 18.6         | 1201       | 406                       |
|            |                         | 4/26/10      | 7.22    | 21.9         | 1224       | 438                       |
|            |                         | 7/15/10      | 7.32    | 22.3         | 1158       | 474                       |
|            |                         | 10/18/10     | 7.33    | 21.3         | 1277       | 473                       |
|            |                         | 10/18/10 DUP | 7.33    | 21.3         | 1277       | 487                       |
|            |                         | 1/19/11      | 7.32    | 19.9         | 1222       | 471                       |
|            |                         | 4/8/11       | 7.13    | 19.2         | 1232       | 467                       |
|            |                         | 7/12/11      | 7.30    | 23.8         | 1226       | 500                       |
|            |                         | 10/11/11     | 6.98    | 20.8         | 1100       | 502                       |
|            |                         | 2/1/12       | 7.25    | 17.5         | 1230       | 481                       |
|            |                         | 2/1/12 DUP   | 7.25    | 17.5         | 1230       | 495                       |
|            |                         | 4/12/12      | 7.17    | 22.1         | 1218       | 508                       |
| 7/11/12    | 6.59                    | 22.9         | 1280    | 439          |            |                           |
| 10/17/12   | 7.16                    | 22.3         | 1136    | 419          |            |                           |
| PIONKE 517 | 221517                  | 9/18/12      | 7.91    | 23.4         | 395.8      | 14                        |
|            |                         | 10/11/12     | 7.75    | 22.8         | 394.7      | 14.9                      |
|            |                         | 1/9/13       | 7.79    | 22.6         | 389.9      | 14.3                      |
|            |                         | 4/17/13      | 7.74    | 22.1         | 391.9      | 14.6                      |
|            |                         | 7/16/13      | 7.84    | 22.9         | 391.5      | 13.9                      |
|            |                         | 10/17/13     | 7.73    | 22.7         | 391.5      | 13.8                      |
|            |                         | 2/5/14       | 7.75    | 21.5         | 394.2      | 14.9                      |
|            |                         | 4/9/14       | 7.71    | 22.9         | 400.9      | 14.0                      |
|            |                         | 7/11/14      | 7.76    | 23.7         | 388.9      | 14.6                      |
|            |                         | 10/7/14      | 7.46    | 25.8         | 406        | 14.0                      |
|            |                         | 7/22/15      | 7.79    | 23.3         | 392.1      | 13.9                      |
|            |                         | 7/26/16      | 7.67    | 23.2         | 389.2      | 14.1                      |
| 7/18/17    | 7.44                    | 22.5         | 388.7   | 13.2         |            |                           |

## APPENDIX A Sulfate Data

| Well Name | ADWR 55 Registry Number | Sample Date | pH (SU) | Temp (deg C) | SC (µS/cm) | Sulfate, dissolved (mg/L) |
|-----------|-------------------------|-------------|---------|--------------|------------|---------------------------|
| POOL      | 509518                  | 2/20/08     | 7.95    | 20.9         | 497        | 134                       |
|           |                         | 5/19/08     | 7.40    | 22.2         | 585        | 122                       |
|           |                         | 7/31/08     | 7.47    | 22.3         | 599        | 117                       |
|           |                         | 10/21/08    | 7.51    | 21.4         | 598        | 120                       |
|           |                         | 2/13/09     | 7.62    | 20.8         | 473        | 141                       |
|           |                         | 4/21/09     | 7.73    | 22.6         | 470        | 124                       |
|           |                         | 7/20/09     | 7.76    | 22.9         | 579        | 122                       |
|           |                         | 10/20/09    | 7.22    | 21.2         | 577        | 122                       |
|           |                         | 2/24/10     | 7.56    | 22.4         | 577        | 110                       |
|           |                         | 4/22/10     | 7.75    | 20.2         | 606.5      | 130                       |
|           |                         | 7/14/10     | 7.38    | 21.7         | 580.9      | 117                       |
|           |                         | 10/20/10    | 7.79    | 21.3         | 620        | 115                       |
|           |                         | 1/20/11     | 7.71    | 20.5         | 530        | 112                       |
|           |                         | 1/20/11 DUP | 7.71    | 20.5         | 530        | 114                       |
| 4/6/11    | 7.37                    | 21.6        | 567.4   | 114          |            |                           |
| POWER     | 624535                  | 2/12/08     | 7.11    | 18.9         | 428        | 15.5                      |
|           |                         | 7/22/08     | 7.10    | 21.7         | 795        | 20.2                      |
| POWER 639 | 222639                  | 1/16/14     | 7.38    | 20.9         | 1004       | 234                       |
|           |                         | 2/5/14      | 7.35    | 20.8         | 1004       | 328                       |
|           |                         | 3/5/14      | 7.39    | 21.3         | 991.4      | 187                       |
|           |                         | 4/15/14     | 7.38    | 21.6         | 999.4      | 249                       |
|           |                         | 5/13/14     | 7.40    | 21.4         | 990.9      | 206                       |
|           |                         | 6/23/14     | 7.44    | 21.9         | 886.4      | 117                       |
|           |                         | 7/17/14     | 7.40    | 22.1         | 861.3      | 168                       |
|           |                         | 8/11/14     | 7.50    | 21.8         | 864.9      | 136                       |
|           |                         | 9/9/14      | 7.49    | 21.7         | 850.4      | 105                       |
|           |                         | 1/27/15     | 7.27    | 22.0         | 922        | 291                       |
|           |                         | 3/10/15     | 7.35    | 21.9         | 1032       | 265                       |
|           |                         | 4/28/15     | 7.43    | 20.6         | 1002       | 308                       |
|           |                         | 5/14/15     | 7.32    | 21.3         | 991.4      | 269                       |
|           |                         | 6/11/15     | 7.26    | 22.0         | 1019       | 308                       |
|           |                         | 7/30/15     | 7.33    | 22.3         | 1014       | 287                       |
|           |                         | 1/14/16     | 7.46    | 19.7         | 985.7      | 298                       |
|           |                         | 7/27/16     | 7.27    | 22.2         | 992.0      | 301                       |
|           |                         | 1/26/17     | 7.14    | 20.9         | 989.9      | 317                       |
|           |                         | 7/12/17     | 7.16    | 20.8         | 1010       | 244                       |
| RAMIREZ   | 216425                  | 2/4/08      | 7.47    | 21.7         | 408        | 7.6                       |
|           |                         | 5/6/08      | 7.19    | 22.7         | 405        | 8.3                       |
|           |                         | 7/17/08     | 7.32    | 24.5         | 439        | 8.8                       |
|           |                         | 10/27/08    | 7.41    | 22.2         | 412        | 7.3                       |
|           |                         | 1/29/09     | 7.24    | 22.2         | 301        | 8.3                       |
|           |                         | 4/16/09     | 7.49    | 22.4         | 344        | 7.6                       |
|           |                         | 7/10/09     | 7.52    | 23.9         | 411        | 6.4                       |
|           |                         | 10/6/09     | 7.30    | 23.8         | 388        | 8.4                       |
|           |                         | 1/25/10     | 7.48    | 22.4         | 390        | 7.8                       |
|           |                         | 4/21/10     | 7.45    | 22.6         | 397        | 9.04                      |
|           |                         | 7/21/10     | 7.38    | 25.1         | 420        | 8.98                      |
|           |                         | 10/19/10    | 7.91    | 23.7         | 450        | 10.8                      |
|           |                         | 1/18/11     | 7.52    | 23.1         | 380        | 8.18                      |
|           |                         | 4/11/11     | 7.24    | 23.2         | 408.5      | 8.65                      |
|           |                         | 7/18/11     | 7.27    | 25.4         | 402.6      | 8.44                      |
|           |                         | 10/12/11    | 7.40    | 23.3         | 412.7      | 8.55                      |
|           |                         | 1/30/12     | 7.38    | 22.3         | 412.2      | 8.80                      |
|           |                         | 4/10/12     | 7.40    | 23.2         | 404.5      | 8.70                      |
|           |                         | 7/6/12      | 7.32    | 24.2         | 415.7      | 8.97                      |
|           |                         | 10/8/12     | 7.61    | 22.5         | 412.0      | 9.14                      |
|           |                         | 10/8/12 DUP | 7.61    | 22.5         | 412.0      | 9.07                      |
|           |                         | 1/17/13     | 7.52    | 22.2         | 409.6      | 8.82                      |
|           |                         | 4/19/13     | 7.6     | 22.1         | 413.9      | 8.63                      |
|           |                         | 7/15/13     | 7.58    | 23.6         | 416.2      | 8.19                      |
|           |                         | 10/7/13     | 7.68    | 22.6         | 412.7      | 8.37                      |
|           |                         | 1/13/14     | 7.63    | 21.9         | 409.8      | 8.79                      |
|           |                         | 4/14/14     | 7.55    | 22.2         | 417.5      | 8.67                      |
|           |                         | 7/10/14     | 7.58    | 23.2         | 413.5      | 8.92                      |
|           |                         | 10/17/14    | 7.36    | 23           | 422.0      | 8.67                      |
|           |                         | 7/21/15     | 7.54    | 23.7         | 414.6      | 8.46                      |
|           |                         | 7/14/16     | 7.55    | 23.6         | 420.5      | 8.57                      |
| 7/26/17   | 7.37                    | 22.0        | 414.5   | 9.00         |            |                           |



## APPENDIX A Sulfate Data

| Well Name  | ADWR 55 Registry Number | Sample Date          | pH (SU) | Temp (deg C) | SC (µS/cm) | Sulfate, dissolved (mg/L) |
|------------|-------------------------|----------------------|---------|--------------|------------|---------------------------|
| RAY        | 803772                  | 2/15/08              | 7.30    | 19.1         | 1540       | 159                       |
|            |                         | 4/21/08 <sup>1</sup> | 6.92    | 21.3         | 1418       | 125                       |
|            |                         | 5/13/08 <sup>1</sup> | 7.05    | 20.9         | 1418       | 123                       |
|            |                         | 6/23/08 <sup>1</sup> | 6.87    | 21.1         | 1593       | 130                       |
|            |                         | 7/29/08 <sup>1</sup> | 6.98    | 21.8         | 1411       | 120                       |
|            |                         | 8/28/08 <sup>1</sup> | M       | 21.1         | 1519       | 129                       |
|            |                         | 9/23/08 <sup>1</sup> | 6.90    | 22.2         | 1519       | 125                       |
|            |                         | 10/22/08             | 6.96    | 20.8         | 1604       | 145                       |
|            |                         | 1/20/09              | 6.92    | 20.6         | 1355       | 88                        |
|            |                         | 4/8/09               | 6.85    | 21.4         | 1759       | 178                       |
|            |                         | 7/9/09               | 6.93    | 22.3         | 1434       | 126                       |
|            |                         | 10/7/09              | 6.98    | 21.3         | 1288       | 127                       |
|            |                         | 1/26/10              | 6.82    | 20.6         | 1352       | 125                       |
|            |                         | 4/20/10              | 7.14    | 21.5         | 1318       | 134                       |
|            |                         | 7/14/10              | 7.11    | 23.8         | 1313       | 137                       |
|            |                         | 10/20/10             | 7.14    | 19.6         | 1368       | 127                       |
|            |                         | 1/17/11              | 7.04    | 20.8         | 1451       | 132                       |
|            |                         | 1/17/11 DUP          | 7.04    | 20.8         | 1451       | 125                       |
|            |                         | 4/5/11               | 7.03    | 20.8         | 1387       | 132                       |
|            |                         | 7/11/11              | 7.07    | 22.8         | 1345       | 126                       |
|            |                         | 10/12/11             | 7.06    | 21.6         | 1250       | 130                       |
|            |                         | 1/31/12              | 7.28    | 20.5         | 1360       | 131                       |
|            |                         | 4/11/12              | 7.03    | 20.6         | 1359       | 131                       |
|            |                         | 7/6/12               | 7.11    | 22.1         | 1430       | 129                       |
|            |                         | 10/3/12              | 7.12    | 21.1         | 1464       | 130                       |
|            |                         | 1/17/13              | 7.05    | 19.5         | 1527       | 126                       |
|            |                         | 1/17/13 DUP          | 7.05    | 19.5         | 1527       | 140                       |
|            |                         | 4/8/13               | 7.32    | 20           | 1476       | 131                       |
|            |                         | 7/9/13               | 7.18    | 21.4         | 1451       | 128                       |
|            |                         | 10/15/13             | 7.13    | 20.8         | 1487       | 135                       |
| 1/14/14    | 7.25                    | 19.2                 | 1433    | 133          |            |                           |
| 4/8/14     | 7.09                    | 20.8                 | 1502    | 146          |            |                           |
| 7/8/14     | 7.14                    | 21.4                 | 1409    | 147          |            |                           |
| 10/22/14   | 6.88                    | 21.6                 | 1422    | 147          |            |                           |
| 8/3/15     | 7.22                    | 21.4                 | 1360    | 133          |            |                           |
| 7/12/16    | 7.03                    | 21.6                 | 1419    | 133          |            |                           |
| 7/26/17    | 6.93                    | 19.8                 | 1288    | 142          |            |                           |
| ROGERS 596 | 573596                  | 10/19/09             | 6.89    | 23.3         | 1360       | 590                       |
|            |                         | 11/5/09              | 6.79    | 21.9         | 1418       | 540                       |
|            |                         | 2/25/10              | 6.99    | 19.6         | 1603       | 520                       |
|            |                         | 4/22/10              | 7.21    | 18.2         | 1641       | 710                       |
| ROGERS 803 | 641803                  | 2/7/08               | 7.45    | 18.6         | 601        | 138                       |
|            |                         | 4/21/08 <sup>1</sup> | 7.32    | 21.4         | 552        | 128                       |
|            |                         | 5/8/08 <sup>1</sup>  | 7.14    | 21.2         | 622        | 141                       |
|            |                         | 6/23/08 <sup>1</sup> | 7.06    | 22.9         | 660        | 129                       |
|            |                         | 7/29/08 <sup>1</sup> | 6.78    | 23.1         | 339        | 134                       |
|            |                         | 8/28/08 <sup>1</sup> | 7.18    | 21.6         | 635        | 128                       |
|            |                         | 9/23/08 <sup>1</sup> | 7.24    | 21.9         | 599        | 133                       |
|            |                         | 10/22/08             | 7.36    | 21.3         | 650        | 144                       |
|            |                         | 2/10/09              | 7.42    | 17.9         | 475        | 141                       |
|            |                         | 4/29/09              | 7.52    | 21.9         | 506        | 211                       |
|            |                         | 8/3/09               | 7.39    | 24.2         | 674        | 150                       |
|            |                         | 7/16/10              | 7.46    | 23.9         | 643.4      | 169                       |
|            |                         | 10/19/10             | 7.32    | 21.1         | 643.8      | 154                       |
|            |                         | 10/19/10 DUP         | 7.32    | 21.1         | 643.8      | 154                       |
|            |                         | 1/20/11              | 7.44    | 18.1         | 610        | 143                       |
|            |                         | 4/8/11               | 7.30    | 20.2         | 658.2      | 160                       |
|            |                         | 7/14/11              | 7.12    | 23.5         | 653.5      | 166                       |
|            |                         | 10/12/11             | 7.41    | 21.8         | 665.3      | 175                       |
|            |                         | 1/30/12              | 7.40    | 20.0         | 580        | 171                       |
|            |                         | 4/23/12              | 7.32    | 23.9         | 720        | 166                       |
|            |                         | 7/13/12              | 7.26    | 24.0         | 820        | 171                       |
|            |                         | 7/13/12 DUP          | 7.26    | 24.0         | 820        | 166                       |
|            |                         | 10/10/12             | 7.41    | 24.3         | 671.4      | 177                       |
|            |                         | 1/15/13              | 7.37    | 16.9         | 681.1      | 174                       |
|            |                         | 4/15/13              | 7.57    | 23.8         | 698        | 190                       |
|            |                         | 7/15/13              | 7.39    | 23.6         | 697.8      | 184                       |
|            |                         | 10/16/13             | 7.47    | 25.4         | 710.6      | 185                       |
|            |                         | 1/9/14               | 7.46    | 21.4         | 701.8      | 190                       |
|            |                         | 4/11/14              | 7.52    | 26.1         | 711.3      | 190                       |
|            |                         | 7/18/14              | 7.48    | 24.9         | 709.2      | 192                       |
| 9/30/17    | 7.03                    | 21.5                 | 1396    | 572          |            |                           |

## APPENDIX A Sulfate Data

| Well Name | ADWR 55 Registry Number | Sample Date  | pH (SU) | Temp (deg C) | SC (µS/cm) | Sulfate, dissolved (mg/L) |
|-----------|-------------------------|--------------|---------|--------------|------------|---------------------------|
| ROGERS E  | 216018                  | 2/4/08       | 7.40    | 21.0         | 435        | 4.6                       |
|           |                         | 5/7/08       | 7.18    | 22.2         | 415        | 5.9                       |
|           |                         | 7/17/08      | 7.28    | 23.0         | 446        | 7.1                       |
|           |                         | 10/27/08     | 7.38    | 21.4         | 434        | 15.7                      |
|           |                         | 2/10/09      | 7.51    | 20.7         | 322        | 5.4                       |
|           |                         | 4/16/09      | 7.48    | 22.0         | 361        | 4.9                       |
|           |                         | 7/13/09      | 7.34    | 22.6         | 420        | 3.8                       |
|           |                         | 10/6/09      | 7.31    | 22.3         | 407        | 5.8                       |
|           |                         | 1/25/10      | 7.52    | 20.6         | 414        | 5.1                       |
|           |                         | 4/21/10      | 7.44    | 21.1         | 421        | 6.04                      |
|           |                         | 7/21/10      | 7.37    | 23.8         | 430        | 6.47                      |
|           |                         | 10/19/10     | 7.80    | 22.8         | 460        | 5.92                      |
|           |                         | 1/18/11      | 7.39    | 21.5         | 390        | 5.50                      |
|           |                         | 4/11/11      | 7.19    | 22.7         | 427.2      | 6.13                      |
|           |                         | 7/18/11      | 7.12    | 24.3         | 418.5      | 6.00                      |
|           |                         | 10/13/11     | 7.52    | 22.2         | 370        | 5.99                      |
|           |                         | 1/30/12      | 7.38    | 20.8         | 427.2      | 6.22                      |
|           |                         | 4/10/12      | 7.37    | 22.1         | 421.8      | 6.31                      |
|           |                         | 7/17/12      | 7.32    | 22.7         | 420        | 5.85                      |
|           |                         | 10/17/12     | 7.55    | 21.7         | 429.0      | 6.04                      |
|           |                         | 1/17/13      | 7.46    | 21.5         | 431.5      | 6.01                      |
|           |                         | 4/18/13      | 7.63    | 21.3         | 433.5      | 6.26                      |
|           |                         | 7/17/13      | 7.59    | 22.1         | 427.7      | 6.05                      |
|           |                         | 7/17/13 DUP  | 7.59    | 22.1         | 427.7      | 6.28                      |
|           |                         | 10/10/13     | 7.51    | 21.9         | 436.9      | 5.8                       |
|           |                         | 1/7/14       | 7.49    | 21.0         | 434.0      | 6.24                      |
| 4/14/14   | 7.59                    | 21.4         | 431.2   | 6.11         |            |                           |
| 7/10/14   | 7.54                    | 22.4         | 428.5   | 6.41         |            |                           |
| 10/17/14  | 7.31                    | 22.6         | 452     | 5.81         |            |                           |
| 7/30/15   | 7.57                    | 22.9         | 430.3   | 5.90         |            |                           |
| 7/14/16   | 7.58                    | 22.7         | 430.2   | 6.71         |            |                           |
| 7/26/17   | 7.31                    | 21.3         | 429.3   | 6.86         |            |                           |
| RUIZ      | 531770                  | 2/5/08       | 7.73    | 18.2         | 445        | 263                       |
|           |                         | 5/15/08      | 7.23    | 25.9         | 965        | 265                       |
|           |                         | 7/30/08      | 6.99    | 22.1         | 999        | 243                       |
|           |                         | 10/20/08     | 7.04    | 22.0         | 995        | 238                       |
|           |                         | 2/12/09      | 6.94    | 20.9         | 748        | 254                       |
|           |                         | 4/21/09      | 7.18    | 22.3         | 759        | 227                       |
|           |                         | 8/3/09       | 7.05    | 22.9         | 1029       | 221                       |
|           |                         | 10/28/09     | 7.09    | 20.6         | 920        | 227                       |
|           |                         | 2/1/10       | 7.08    | 20.9         | 934        | 236                       |
|           |                         | 4/26/10      | 7.01    | 22.5         | 920.1      | 240                       |
|           |                         | 7/20/10      | 7.08    | 22.5         | 880        | 240                       |
|           |                         | 10/20/10     | 7.52    | 20.7         | 970        | 231                       |
|           |                         | 1/18/11      | 7.19    | 20.2         | 860        | 213                       |
|           |                         | 4/8/11       | 7.09    | 19.8         | 923.3      | 236                       |
|           |                         | 8/26/11      | 6.85    | 22.6         | 800        | 220                       |
|           |                         | 10/13/11     | 7.19    | 21.5         | 810        | 230                       |
|           |                         | 2/7/12       | 7.28    | 20.7         | 915.6      | 230                       |
|           |                         | 2/7/12 DUP   | 7.28    | 20.7         | 915.6      | 228                       |
|           |                         | 4/13/12      | 7.04    | 21.1         | 896.5      | 203                       |
|           |                         | 7/18/12      | 6.87    | 21.6         | 900        | 214                       |
|           |                         | 10/9/12      | 7.18    | 21.4         | 890.6      | 229                       |
|           |                         | 1/11/13      | 7.21    | 20.7         | 895.8      | 219                       |
|           |                         | 1/11/13 DUP  | 7.21    | 20.7         | 895.8      | 211                       |
|           |                         | 4/11/13      | 7.26    | 21.9         | 876.8      | 229                       |
|           |                         | 7/25/13      | 7.13    | 21.4         | 887.3      | 228                       |
|           |                         | 10/17/13     | 7.23    | 20.8         | 891.9      | 210                       |
|           |                         | 1/8/14       | 7.32    | 20.5         | 886.8      | 220                       |
|           |                         | 4/15/14      | 7.26    | 21.2         | 873.5      | 215                       |
|           |                         | 8/11/14      | 7.32    | 21.2         | 869.2      | 221                       |
|           |                         | 10/21/14     | 7.09    | 21.4         | 886        | 209                       |
|           |                         | 10/21/14 DUP | 7.09    | 21.4         | 886        | 212                       |
|           |                         | 1/27/15      | 7.14    | 21.4         | 853        | 215                       |
|           |                         | 7/30/15      | 7.2     | 21.9         | 865.8      | 191                       |
| 1/12/16   | 7.29                    | 19.9         | 831.3   | 190          |            |                           |
| 7/25/16   | 7.17                    | 21.2         | 854.5   | 183          |            |                           |
| 1/26/17   | 7.09                    | 20.4         | 844.2   | 194          |            |                           |
| 7/25/17   | 7.06                    | 20.5         | 850.8   | 190          |            |                           |

## APPENDIX A Sulfate Data

| Well Name   | ADWR 55 Registry Number | Sample Date           | pH (SU) | Temp (deg C) | SC (µS/cm) | Sulfate, dissolved (mg/L) |
|-------------|-------------------------|-----------------------|---------|--------------|------------|---------------------------|
| SCHWARTZ    | 210865                  | 2/8/08                | 7.52    | 21.5         | 506        | 158                       |
|             |                         | 4/21/08 <sup>1</sup>  | 7.23    | 21.7         | 563        | 122                       |
|             |                         | 5/19/08 <sup>1</sup>  | 7.38    | 22.4         | 629        | 130                       |
|             |                         | 6/23/08 <sup>1</sup>  | 7.02    | 22.1         | 674        | 129                       |
|             |                         | 7/29/08 <sup>1</sup>  | 7.25    | 22.4         | 955        | 245                       |
|             |                         | 8/28/08 <sup>1</sup>  | M       | 22.3         | 669        | 131                       |
|             |                         | 9/23/08 <sup>1</sup>  | 7.27    | 22.2         | 607        | 124                       |
|             |                         | 10/22/08 <sup>1</sup> | 7.31    | 22.0         | 653        | 135                       |
|             |                         | 11/19/08 <sup>1</sup> | 7.38    | 21.1         | 612        | 140                       |
|             |                         | 12/17/08 <sup>1</sup> | 6.78    | 21.6         | 472        | 144                       |
|             |                         | 1/29/09 <sup>1</sup>  | 7.08    | 22.0         | 475        | 124                       |
|             |                         | 2/23/09 <sup>1</sup>  | 7.33    | 22.1         | 610        | 123                       |
|             |                         | 4/17/09               | 7.46    | 22.2         | 520        | 120                       |
|             |                         | 7/10/09               | 7.52    | 22.8         | 651        | 116                       |
|             |                         | 7/10/09 DUP           | 7.52    | 22.8         | 651        | 117                       |
|             |                         | 10/6/09               | 7.27    | 22.5         | 613        | 120                       |
|             |                         | 1/22/10               | 7.79    | 19.5         | 664        | 133                       |
|             |                         | 4/21/10               | 7.50    | 20.9         | 638        | 129                       |
|             |                         | 7/21/10               | 7.43    | 22.0         | 650        | 134                       |
|             |                         | 10/19/10              | 7.76    | 21.2         | 710        | 147                       |
|             |                         | 1/17/11               | 7.15    | 21.2         | 620        | 116                       |
|             |                         | 4/11/11               | 7.20    | 21.5         | 656.9      | 128                       |
|             |                         | 7/18/11               | 7.36    | 23.7         | 612.4      | 116                       |
|             |                         | 10/12/11              | 7.35    | 22.4         | 635.8      | 124                       |
|             |                         | 2/6/12                | 7.32    | 21.3         | 629.7      | 116                       |
|             |                         | 2/6/12 DUP            | 7.32    | 21.3         | 629.7      | 114                       |
|             |                         | 4/10/12               | 7.48    | 21.6         | 626.1      | 120                       |
|             |                         | 7/16/12               | 7.31    | 21.9         | 710        | 117                       |
|             |                         | 10/17/12              | 7.48    | 21.6         | 645        | 121                       |
|             |                         | 3/13/13               | 7.57    | 20.7         | 623.6      | 118                       |
|             |                         | 5/14/13               | 7.61    | 21.5         | 629.7      | 112                       |
|             |                         | 7/15/13               | 7.49    | 22.1         | 770.2      | 198                       |
|             |                         | 10/14/13              | 7.55    | 20.9         | 633.3      | 109                       |
|             |                         | 1/13/14               | 7.61    | 20.6         | 663.1      | 125                       |
| 4/9/14      | 7.48                    | 21.5                  | 635.9   | 110          |            |                           |
| 7/18/14     | 7.45                    | 21.8                  | 790.5   | 216          |            |                           |
| 10/22/14    | 7.28                    | 22                    | 646.0   | 119          |            |                           |
| 2/3/15      | 7.35                    | 22.4                  | 714     | 125          |            |                           |
| 2/3/15 DUP  | 7.35                    | 22.4                  | 714     | 126          |            |                           |
| 8/4/15      | 7.49                    | 22.5                  | 641.8   | 109          |            |                           |
| 1/14/16     | 7.55                    | 20.6                  | 678.3   | 134          |            |                           |
| 7/27/16     | 7.51                    | 22.3                  | 621.3   | 103          |            |                           |
| 7/27/16 DUP | 7.51                    | 22.3                  | 621.3   | 102          |            |                           |
| 1/24/17     | 7.33                    | 20.3                  | 650.6   | 120          |            |                           |
| 7/11/17     | 7.29                    | 20.6                  | 627.0   | 103          |            |                           |
| 7/11/17 DUP | 7.29                    | 20.6                  | 627.0   | 102          |            |                           |
| SRC         | 211345                  | 4/23/08               | 7.57    | 25.8         | 380        | 19                        |
|             |                         | 8/5/08                | 7.40    | 27.2         | 452        | 15.4                      |
| SWAN        | NR                      | 2/13/08               | 7.28    | 20.7         | 467        | 24.1                      |
|             |                         | 5/14/08               | 7.24    | 21.2         | 479        | 23.7                      |
|             |                         | 7/24/08               | 7.35    | 22.4         | 506        | 18                        |
|             |                         | 10/16/08              | 7.32    | 20.7         | 488        | 19                        |
|             |                         | 1/20/09               | 7.05    | 20.4         | 391        | 19.8                      |
|             |                         | 4/7/09                | 7.21    | 21.5         | 447        | 19.9                      |
|             |                         | 7/8/09                | 7.18    | 23.1         | 473        | 18.5                      |
|             |                         | 10/5/09               | 7.18    | 21.4         | 496        | 19.7                      |
|             |                         | 1/21/10               | 7.49    | 19.5         | 501        | 18.4                      |
|             |                         | 4/21/10               | 7.42    | 20.3         | 512.1      | 20.9                      |
|             |                         | 7/19/10               | 7.13    | 23.8         | 518.6      | 22.2                      |
|             |                         | 1/18/11               | 7.19    | 17.8         | 483.6      | 18.7                      |
|             |                         | 7/12/11               | 7.05    | 22.4         | 478.2      | 19.1                      |
|             |                         | 2/3/12                | 7.40    | 20.5         | 484.5      | 20.1                      |
|             |                         | 2/3/12 DUP            | 7.40    | 20.5         | 484.5      | 19.5                      |
|             |                         | 7/10/12               | 7.00    | 22.7         | 370        | 19.4                      |
|             |                         | 1/11/13               | 7.38    | 20.0         | 489.0      | 19.3                      |
|             |                         | 7/8/13                | 7.45    | 22.8         | 489.7      | 19.4                      |
|             |                         | 1/10/14               | 7.65    | 19.7         | 428.6      | 19.2                      |
|             |                         | 7/7/14                | 7.44    | 21.8         | 464.7      | 19.4                      |
|             |                         | 7/20/15               | 7.45    | 23.0         | 491.2      | 18.8                      |
|             |                         | 7/20/15 DUP           | 7.45    | 23.0         | 491.2      | 18.9                      |
|             |                         | 7/11/16               | 7.30    | 22.6         | 504.7      | 18.6                      |
| 7/27/17     | 7.13                    | 20.9                  | 500.8   | 18.5         |            |                           |



## APPENDIX A Sulfate Data

| Well Name    | ADWR 55 Registry Number | Sample Date  | pH (SU) | Temp (deg C) | SC (µS/cm) | Sulfate, dissolved (mg/L) |
|--------------|-------------------------|--------------|---------|--------------|------------|---------------------------|
| THOMPSON 341 | 218341                  | 5/29/13      | 7.22    | 24.4         | 415.9      | 7.32                      |
|              |                         | 8/9/13       | 7.57    | 22.2         | 420.0      | 7.62                      |
|              |                         | 10/9/13      | 7.49    | 21.6         | 425.2      | 7.54                      |
|              |                         | 1/16/14      | 7.53    | 21.5         | 432.7      | 7.48                      |
|              |                         | 4/14/14      | 7.50    | 21.6         | 425.8      | 7.68                      |
|              |                         | 7/21/14      | 7.48    | 22.3         | 414.2      | 8.02                      |
|              |                         | 10/22/14     | 7.23    | 22.3         | 430        | 8.02                      |
|              |                         | 8/3/15       | 7.50    | 23.1         | 425.7      | 7.52                      |
|              |                         | 7/15/16      | 7.45    | 22.4         | 420.8      | 8.46                      |
|              |                         | 7/28/17      | 7.24    | 21.2         | 422.4      | 8.33                      |
| TM-02A       | 522574                  | 3/4/08       | 8.67    | 22.6         | 302        | 12.3                      |
|              |                         | 5/23/08      | 7.75    | 22.9         | 321        | 14.7                      |
|              |                         | 8/15/08      | 7.84    | 26.4         | 369        | 14.4                      |
|              |                         | 10/30/08     | 8.07    | 23.9         | 375        | 21.9                      |
|              |                         | 2/24/09      | 8.10    | 24.8         | 340        | 20.3                      |
|              |                         | 5/6/09       | 8.06    | 26.7         | 320        | 18.7                      |
|              |                         | 8/12/09      | 8.34    | 26.9         | 398        | 20                        |
|              |                         | 11/4/09      | 8.16    | 26.3         | 381        | 21.8                      |
|              |                         | 3/10/10      | 8.13    | 25.2         | 351        | 21.4                      |
|              |                         | 3/10/10 DUP  | 8.13    | 25.2         | 351        | 21.3                      |
|              |                         | 4/6/10       | 6.96    | 24.6         | 363        | 25.6                      |
|              |                         | 7/6/10       | 7.38    | 24.6         | 343        | 22.1                      |
|              |                         | 2/10/11      | 6.93    | 20.2         | 359        | 22.9                      |
|              |                         | 7/13/11      | 7.92    | 24.8         | 349        | 22.5                      |
|              |                         | 2/2/12       | 7.89    | 22.2         | 360        | 23.0                      |
|              |                         | 8/14/12      | 7.65    | 24.6         | 366        | 23.4                      |
|              |                         | 2/15/13      | 7.72    | 22.2         | 369        | 22.1                      |
|              |                         | 8/27/13      | 7.72    | 24.7         | 414        | 23.5                      |
|              |                         | 2/18/14      | 7.54    | 24.3         | 388        | 24.5                      |
|              |                         | 8/12/14      | 7.62    | 24.7         | 395        | 25.6                      |
| 8/1/17       | 7.84                    | 24.7         | 333     | 21.5         |            |                           |
| TM-03        | 522575                  | 5/20/08      | 7.51    | 22.2         | 778        | 110                       |
|              |                         | 8/6/08       | 7.08    | 21.6         | 828        | 97                        |
|              |                         | 11/12/08     | 7.47    | 20.5         | 590        | 128                       |
|              |                         | 2/26/09      | 7.21    | 21.8         | 737        | 107                       |
|              |                         | 2/26/09 DUP  | 7.21    | 21.8         | 737        | 102                       |
|              |                         | 5/13/09      | 7.47    | 22.2         | 695        | 109                       |
|              |                         | 8/18/09      | 7.48    | 22.4         | 822        | 98                        |
|              |                         | 11/10/09     | 7.55    | 21.8         | 761        | 106                       |
|              |                         | 3/2/10       | 7.56    | 21.6         | 748        | 99                        |
|              |                         | 4/14/10      | 7.55    | 20.6         | 635        | 103                       |
|              |                         | 7/7/10       | 7.19    | 21.4         | 566        | 103                       |
|              |                         | 2/1/12       | 7.48    | 21.1         | 744        | 112                       |
|              |                         | TM-06 MILLER | 522695  | 2/27/08      | 7.44       | 19.6                      |
| 5/20/08      | 7.50                    |              |         | 20.7         | 506        | 32.7                      |
| 8/4/08       | 7.41                    |              |         | 20.7         | 529        | 31.3                      |
| 10/29/08     | 7.55                    |              |         | 20.2         | 531        | 34.5                      |
| 2/26/09      | 7.18                    |              |         | 20.4         | 574        | 32.7                      |
| 5/13/09      | 7.35                    |              |         | 20.9         | 465        | 30.6                      |
| 8/18/09      | 7.50                    |              |         | 20.9         | 560        | 30.9                      |
| 8/18/09 DUP  | 7.50                    |              |         | 20.9         | 560        | 29.9                      |
| 11/12/09     | 7.53                    |              |         | 20.4         | 530        | 31.1                      |
| 4/14/10      | 7.35                    |              |         | 19.4         | 461        | 29.0                      |
| 7/2/10       | 7.24                    |              |         | 20.1         | 438        | 29.8                      |
| 7/21/11      | 7.1                     |              |         | 20.1         | 516        | 31.7                      |
| 7/9/12       | 6.82                    |              |         | 20.8         | 505        | 33.5                      |
| 2/14/13      | 6.92                    |              |         | 19.6         | 527        | 31.1                      |
| 8/19/13      | 7.21                    |              |         | 19.9         | 556        | 32.5                      |
| 7/21/14      | 7.17                    |              |         | 19.9         | 551        | 33.0                      |
| 7/26/17      | 7.27                    |              |         | 20.4         | 521        | 34.5                      |

## APPENDIX A Sulfate Data

| Well Name    | ADWR 55 Registry Number | Sample Date  | pH (SU) | Temp (deg C) | SC (µS/cm) | Sulfate, dissolved (mg/L) |
|--------------|-------------------------|--------------|---------|--------------|------------|---------------------------|
| TM-07        | 522576                  | 3/6/08       | 7.54    | 20.8         | 726        | 22.5                      |
|              |                         | 5/22/08      | 6.96    | 20.1         | 385        | 22.9                      |
|              |                         | 8/6/08       | 7.04    | 22.8         | 519        | 22.2                      |
|              |                         | 11/4/08      | 7.76    | 20.6         | 347        | 31.2                      |
|              |                         | 2/20/09      | 7.77    | 19.9         | 376        | 22.5                      |
|              |                         | 5/13/09      | 7.30    | 22.9         | 559        | 130                       |
|              |                         | 8/17/09      | 7.60    | 22.6         | 442        | 134                       |
|              |                         | 11/3/09      | 7.85    | 21.8         | 441        | 134                       |
|              |                         | 3/2/10       | 7.67    | 21.6         | 422        | 124                       |
|              |                         | 5/25/10      | 7.77    | 21.2         | 398        | 42.6                      |
|              |                         | 7/6/10       | 7.58    | 22.0         | 350        | 44.7                      |
|              |                         | 2/11/11      | 6.87    | 20.1         | 393        | 24.9                      |
|              |                         | 7/21/11      | 6.90    | 21.4         | 402        | 41.7                      |
|              |                         | 2/9/12       | 7.15    | 23.0         | 670        | 171                       |
|              |                         | 8/13/12      | 6.83    | 21.7         | 415        | 25.4                      |
|              |                         | 2/27/13      | 6.81    | 19.9         | 380        | 25.6                      |
|              |                         | 8/28/13      | 7.36    | 21.2         | 369        | 25.0                      |
|              |                         | 2/13/14      | 6.99    | 20.4         | 372        | 27.4                      |
|              |                         | 8/21/14      | 7.35    | 20.6         | 358        | 48.5                      |
|              |                         | 2/4/15       | 7.58    | 21.0         | 375        | 102                       |
| 9/15/15      | 7.36                    | 21.5         | 411     | 91.3         |            |                           |
| 3/14/16      | 7.46                    | 21.4         | 419     | 130          |            |                           |
| 9/15/16      | 7.47                    | 21.2         | 638     | 123          |            |                           |
| 3/1/17       | 7.59                    | 20.8         | 581     | 129          |            |                           |
| 8/2/17       | 7.56                    | 21.5         | 563     | 129          |            |                           |
| TM-08 SWAN   | 522817                  | 2/13/08      | 7.63    | 24.1         | 511        | 24.1                      |
|              |                         | 5/14/08      | 7.44    | 24.4         | 480        | 12.6                      |
|              |                         | 7/23/08      | 7.76    | 28.1         | 522        | 12.6                      |
| TM-10 USBP   | 522696                  | 12/8/11      | 6.95    | 19.6         | 381        | 16.8                      |
|              |                         | 3/15/12      | 7.85    | 20.2         | 382.3      | 15.1                      |
|              |                         | 4/24/12      | 7.88    | 21.0         | 280        | 13.4                      |
|              |                         | 4/24/12 DUP  | 7.88    | 21.0         | 280        | 13.3                      |
|              |                         | 9/13/12      | 8.09    | 21.1         | 407        | 13.3                      |
|              |                         | 10/19/12     | 8.17    | 21.0         | 428.2      | 12.8                      |
|              |                         | 3/7/13       | 8.33    | 21.2         | 415.1      | 12.7                      |
|              |                         | 4/17/13      | 8.27    | 20.3         | 423.9      | 12.8                      |
|              |                         | 7/23/13      | 8.16    | 21.4         | 426.1      | 13.2                      |
|              |                         | 11/6/13      | 7.90    | 21.3         | 386.5      | 4.81                      |
|              |                         | 11/6/13 DUP  | 7.90    | 21.3         | 386.5      | 4.64                      |
|              |                         | 1/15/14      | 7.91    | 21.1         | 424.4      | 3.98                      |
|              |                         | 5/15/14      | 7.98    | 20.4         | 410.6      | 5.12                      |
|              |                         | 7/15/14      | 7.86    | 21.4         | 421.9      | 5.46                      |
|              |                         | 10/16/14     | 7.51    | 22.0         | 439        | 4.16                      |
|              |                         | 1/28/15      | 7.75    | 23.0         | 413        | 3.96                      |
|              |                         | 7/24/15      | 7.87    | 22.6         | 478.8      | 4.38                      |
| 2/2/16       | 7.95                    | 19.8         | 493.5   | 5.32         |            |                           |
| 7/13/16      | 7.73                    | 22.0         | 514.9   | 6.67         |            |                           |
| 1/27/17      | 7.75                    | 21.3         | 418.4   | 4.81         |            |                           |
| 7/17/17      | 7.77                    | 23.5         | 409.5   | 8.01         |            |                           |
| TM-15 MILLER | 522699                  | 2/27/08      | 7.66    | 21.9         | 344        | 14                        |
|              |                         | 5/23/08      | 7.54    | 22.1         | 371        | 14.4                      |
|              |                         | 8/5/08       | 7.42    | 23.3         | 413        | 13.7                      |
|              |                         | 10/28/08     | 7.63    | 22.6         | 387        | 18.6                      |
|              |                         | 10/28/08 DUP | 7.63    | 22.6         | 387        | 18.8                      |
|              |                         | 2/26/09      | 7.57    | 22.0         | 373        | 14.6                      |
|              |                         | 5/13/09      | 7.61    | 23.1         | 344        | 13.7                      |
|              |                         | 8/17/09      | 7.73    | 23.2         | 398        | 14.2                      |
|              |                         | 11/3/09      | 7.73    | 23.4         | 414        | 14.8                      |
|              |                         | 2/24/10      | 7.66    | 22.8         | 381        | 14.4                      |
|              |                         | 4/27/10      | 7.71    | 23.0         | 383.6      | 14.9                      |
|              |                         | 7/20/10      | 7.77    | 23.0         | 324        | 14.3                      |
|              |                         | 7/12/11      | 7.36    | 23.2         | 380        | 14.2                      |
|              |                         | 7/10/12      | 7.04    | 23.7         | 379        | 14.9                      |
|              |                         | 2/12/13      | 6.96    | 21.7         | 393        | 14.6                      |
|              |                         | 9/4/13       | 7.2     | 22.8         | 412        | 14.8                      |
|              |                         | 7/22/14      | 7.18    | 23.2         | 407        | 14.6                      |
|              |                         | 9/8/15       | 7.19    | 23.0         | 411        | 14.7                      |
| 9/14/16      | 7.45                    | 23.1         | 381     | 14.5         |            |                           |
| 8/1/17       | 7.38                    | 22.9         | 384     | 14.8         |            |                           |

## APPENDIX A Sulfate Data

| Well Name | ADWR 55 Registry Number | Sample Date | pH (SU) | Temp (deg C) | SC (µS/cm) | Sulfate, dissolved (mg/L) |
|-----------|-------------------------|-------------|---------|--------------|------------|---------------------------|
| TM-16     | 522578                  | 3/5/08      | 7.17    | 20.6         | 1351       | 497                       |
|           |                         | 5/22/08     | 7.05    | 20.5         | 1304       | 522                       |
|           |                         | 8/6/08      | 6.67    | 20.9         | 1410       | 466                       |
|           |                         | 11/5/08     | 7.14    | 19.8         | 1162       | 547                       |
|           |                         | 2/20/09     | 6.90    | 21.1         | 1292       | 492                       |
|           |                         | 5/13/09     | 6.93    | 21.1         | 1179       | 484                       |
|           |                         | 8/19/09     | 7.08    | 21.2         | 1354       | 468                       |
|           |                         | 11/10/09    | 7.02    | 21.0         | 1310       | 505                       |
|           |                         | 3/2/10      | 7.13    | 20.4         | 1313       | 451                       |
|           |                         | 4/14/10     | 6.90    | 19.9         | 987        | 484                       |
|           |                         | 7/2/10      | 6.81    | 20.8         | 858        | 474                       |
|           |                         | 7/14/11     | 6.97    | 20.5         | 1285       | 511                       |
|           |                         | 7/16/11     | 6.97    | 20.5         | 1285       | 513                       |
|           |                         | 7/9/12      | 6.95    | 21.0         | 1292       | 544                       |
|           |                         | 8/15/13     | 6.86    | 20.3         | 1374       | 539                       |
|           |                         | 8/4/14      | 6.79    | 20.6         | 1368       | 550                       |
| 7/12/17   | 6.87                    | 20.9        | 1321    | 536          |            |                           |
| TM-19A    | 522581                  | 3/6/08      | 8.02    | 22.2         | 240        | 56.1                      |
|           |                         | 5/22/08     | 7.36    | 24.0         | 501        | 64.5                      |
|           |                         | 8/6/08      | 7.32    | 22.6         | 494        | 55.3                      |
|           |                         | 11/18/08    | 7.79    | 24.3         | 365        | 66.3                      |
|           |                         | 3/3/09      | 7.41    | 24.5         | 489        | 66.2                      |
|           |                         | 4/22/09     | 7.44    | 24.3         | 494        | 62.5                      |
|           |                         | 8/12/09     | 7.61    | 24.4         | 554        | 61.3                      |
|           |                         | 11/4/09     | 7.47    | 24.2         | 522        | 63                        |
|           |                         | 3/10/10     | 7.54    | 22.9         | 511        | 60.6                      |
|           |                         | 4/9/10      | 6.49    | 23.0         | 435        | 66.5                      |
|           |                         | 7/7/10      | 6.93    | 23.8         | 428        | 63.2                      |
|           |                         | 2/14/11     | 6.69    | 21.4         | 511        | 61.9                      |
|           |                         | 7/15/11     | 7.11    | 24.1         | 499        | 62.1                      |
|           |                         | 2/2/12      | 7.13    | 22.5         | 498        | 62.2                      |
|           |                         | 7/10/12     | 7.12    | 23.5         | 505        | 63.7                      |
|           |                         | 2/15/13     | 6.74    | 23.2         | 522        | 60.1                      |
|           |                         | 9/4/13      | 7.11    | 23.8         | 538        | 61.3                      |
|           |                         | 2/12/14     | 6.93    | 23.6         | 548        | 62.8                      |
|           |                         | 7/21/14     | 7.06    | 24.2         | 542        | 63.3                      |
|           |                         | 9/10/15     | 7.31    | 24.0         | 502        | 61.4                      |
| 8/18/16   | 7.27                    | 24.1        | 505     | 64.7         |            |                           |
| 7/26/17   | 7.27                    | 24.1        | 505     | 64.6         |            |                           |
| TM-42     | 562554                  | 3/5/08      | 7.10    | 20.8         | 1342       | 482                       |
|           |                         | 5/22/08     | 7.05    | 21.4         | 1270       | 483                       |
|           |                         | 8/6/08      | 6.69    | 22.0         | 1388       | 467                       |
|           |                         | 11/6/08     | 6.90    | 21.0         | 1025       | 477                       |
|           |                         | 2/18/09     | 6.72    | 22.3         | 1245       | 429                       |
|           |                         | 5/7/09      | 6.88    | 24.5         | 1155       | 430                       |
|           |                         | 5/7/09 DUP  | 6.88    | 24.5         | 1155       | 445                       |
|           |                         | 8/18/09     | 7.04    | 24.4         | 1336       | 428                       |
|           |                         | 11/3/09     | 7.07    | 23.1         | 1266       | 430                       |
|           |                         | 2/24/10     | 7.13    | 22.7         | 1236       | 390                       |
|           |                         | 4/19/10     | 6.87    | 21.5         | 985        | 444                       |
|           |                         | 7/2/10      | 6.81    | 23.9         | 827        | 407                       |
|           |                         | 7/12/11     | 6.83    | 22.0         | 1205       | 441                       |
|           |                         | 2/9/12      | 6.76    | 20.5         | 1172       | 444                       |
|           |                         | 7/11/12     | 6.72    | 21.1         | 1155       | 449                       |
|           |                         | 2/12/13     | 6.69    | 20.2         | 1185       | 400                       |
|           |                         | 8/28/13     | 6.89    | 21.3         | 1212       | 416                       |
|           |                         | 7/21/14     | 6.85    | 21.4         | 1205       | 418                       |
|           |                         | 7/26/17     | 6.98    | 21.6         | 1234       | 485                       |
| TM-43     | 564729                  | 3/3/08      | 8.57    | 21.0         | 341        | 2.1                       |
|           |                         | 8/4/08      | 8.14    | 25.7         | 436        | <5                        |
| TM-43A    | 564726                  | 3/3/08      | 6.17    | 19.9         | 2788       | 1420                      |
|           |                         | 8/4/08      | 6.03    | 21.6         | 3149       | 1320                      |
| TM-43B    | 565004                  | 3/3/08      | 6.79    | 20.6         | 514        | 0.7                       |
|           |                         | 8/5/08      | 6.89    | 21.0         | 507        | 31.8                      |
|           |                         | 8/5/08 DUP  | 6.89    | 21.0         | 507        | 32.5                      |

## APPENDIX A Sulfate Data

| Well Name | ADWR 55 Registry Number | Sample Date | pH (SU) | Temp (deg C) | SC (µS/cm) | Sulfate, dissolved (mg/L) |
|-----------|-------------------------|-------------|---------|--------------|------------|---------------------------|
| TVI 236   | 802236                  | 3/20/08     | 7.48    | 20.0         | 488        | 31.3                      |
|           |                         | 5/7/08      | 7.13    | 20.4         | 494        | 32.6                      |
|           |                         | 7/15/08     | 7.39    | 21.9         | 532        | 37.6                      |
|           |                         | 10/15/08    | 7.45    | 22.3         | 490        | 36.6                      |
|           |                         | 2/11/09     | 7.32    | 20.1         | 391        | 27.6                      |
|           |                         | 4/17/09     | 7.36    | 19.3         | 418        | 28.1                      |
|           |                         | 4/17/09 DUP | 7.36    | 19.3         | 418        | 28.3                      |
|           |                         | 7/21/09     | 7.59    | 22.9         | 484        | 31.3                      |
|           |                         | 10/19/09    | 7.31    | 22.1         | 513        | 33.2                      |
|           |                         | 2/2/10      | 7.39    | 20.4         | 497        | 26                        |
|           |                         | 4/23/10     | 7.46    | 20.0         | 504.6      | 30.9                      |
|           |                         | 7/15/10     | 7.37    | 21.5         | 499.4      | 39.3                      |
|           |                         | 7/15/11     | 6.80    | 22.4         | 499.6      | 42.9                      |
|           |                         | 7/16/12     | 7.30    | 21.1         | 500        | 36.3                      |
|           |                         | 10/9/12     | 7.56    | 20.4         | 513.7      | 40.9                      |
|           |                         | 7/18/13     | 7.38    | 20.9         | 514.4      | 42.4                      |
|           |                         | 7/16/14     | 7.41    | 21.1         | 517.3      | 43.9                      |
|           |                         | 7/30/15     | 7.43    | 20.5         | 529.1      | 16.5                      |
|           |                         | 1/12/16     | 7.57    | 19.5         | 505.8      | 44.1                      |
|           |                         | 9/26/16     | 7.42    | 19.0         | 511.4      | 15.1                      |
| 1/27/17   | 7.32                    | 19.3        | 519.5   | 47.0         |            |                           |
| 7/31/17   | 7.04                    | 19.0        | 532.5   | 15.8         |            |                           |
| TVI 875   | 568875                  | 2/21/08     | 7.28    | 21.1         | 739        | 244                       |
|           |                         | 5/7/08      | 7.09    | 21.2         | 833        | 250                       |
|           |                         | 7/15/08     | 7.27    | 22.4         | 925        | 274                       |
|           |                         | 10/15/08    | 7.26    | 22.1         | 878        | 245                       |
|           |                         | 2/11/09     | 7.20    | 20.7         | 738        | 312                       |
|           |                         | 4/17/09     | 7.31    | 21.5         | 690        | 251                       |
|           |                         | 7/21/09     | 7.47    | 22.2         | 812        | 236                       |
|           |                         | 10/19/09    | 7.23    | 21.9         | 822        | 247                       |
|           |                         | 2/2/10      | 7.32    | 20.8         | 939        | 250                       |
|           |                         | 4/23/10     | 7.34    | 20.2         | 930.4      | 294                       |
|           |                         | 7/15/10     | 7.46    | 21.8         | 842.5      | 262                       |
|           |                         | 10/20/10    | 7.79    | 21.9         | 890        | 242                       |
|           |                         | 1/20/11     | 7.39    | 21.0         | 780        | 226                       |
|           |                         | 4/11/11     | 7.20    | 21.1         | 820.6      | 235                       |
|           |                         | 7/15/11     | 6.75    | 22.2         | 791.9      | 239                       |
|           |                         | 10/12/11    | 7.35    | 22.7         | 868.5      | 262                       |
|           |                         | 2/3/12      | 7.20    | 20.5         | 850        | 299                       |
|           |                         | 4/25/12     | 7.19    | 21.3         | 840        | 267                       |
|           |                         | 7/16/12     | 7.13    | 22.2         | 860        | 261                       |
|           |                         | 7/16/12 DUP | 7.13    | 22.2         | 860        | 267                       |
|           |                         | 10/9/12     | 7.39    | 20.9         | 882.8      | 281                       |
|           |                         | 2/6/13      | 7.23    | 20.8         | 946.1      | 335                       |
|           |                         | 4/10/13     | 7.35    | 20.9         | 907.6      | 296                       |
|           |                         | 7/18/13     | 7.31    | 21.4         | 994.2      | 355                       |
|           |                         | 10/8/13     | 7.35    | 21.0         | 894.6      | 275                       |
|           |                         | 1/9/14      | 7.23    | 20.3         | 917.4      | 305                       |
|           |                         | 4/9/14      | 7.31    | 20.9         | 910.7      | 296                       |
|           |                         | 7/16/14     | 7.30    | 21.6         | 940.2      | 328                       |
|           |                         | 10/9/14     | 7.12    | 21.2         | 963        | 245                       |
|           |                         | 7/30/15     | 7.35    | 22.1         | 915.4      | 277                       |
| 7/14/16   | 7.28                    | 21.6        | 919.1   | 271          |            |                           |
| 7/13/17   | 7.19                    | 20.1        | 920.0   | 303          |            |                           |
| WALKER    | 200393                  | 2/13/08     | 7.05    | 20.2         | 650        | 20                        |
|           |                         | 7/23/08     | 7.25    | 20.7         | 740        | 45.4                      |



## APPENDIX A Sulfate Data

| Well Name    | ADWR 55 Registry Number | Sample Date  | pH (SU) | Temp (deg C) | SC (µS/cm) | Sulfate, dissolved (mg/L) |
|--------------|-------------------------|--------------|---------|--------------|------------|---------------------------|
| WEED         | 544535                  | 2/14/08      | 7.74    | 21.7         | 323        | 11.1                      |
|              |                         | 5/15/08      | 7.22    | 22.7         | 365        | 12.6                      |
|              |                         | 7/30/08      | 7.42    | 32.0         | 407        | 11.5                      |
|              |                         | 10/20/08     | 8.10    | 31.6         | 405        | 10.2                      |
|              |                         | 2/13/09      | 7.66    | 21.0         | 303        | 12.6                      |
|              |                         | 4/22/09      | 7.46    | 22.2         | 368        | 11.6                      |
|              |                         | 7/16/09      | 7.50    | 21.9         | 365        | 10.8                      |
|              |                         | 10/20/09     | 7.34    | 21.6         | 381        | 12.7                      |
|              |                         | 2/1/10       | 7.60    | 20.8         | 382        | 12.2                      |
|              |                         | 4/26/10      | 7.69    | 22.1         | 366        | 13.4                      |
|              |                         | 7/21/10      | 7.36    | 22.1         | 354.9      | 13.6                      |
|              |                         | 7/21/10 DUP  | 7.36    | 22.1         | 354.9      | 13.5                      |
|              |                         | 10/19/10     | 7.63    | 21.2         | 378.8      | 11.7                      |
|              |                         | 1/19/11      | 7.62    | 21.1         | 383.6      | 12.2                      |
|              |                         | 4/11/11      | 7.44    | 21.5         | 386.6      | 13                        |
|              |                         | 7/18/11      | 7.56    | 22.0         | 379.3      | 12.7                      |
|              |                         | 10/12/11     | 7.02    | 21.7         | 382.8      | 13.3                      |
|              |                         | 2/6/12       | 7.60    | 21.4         | 385.0      | 13.5                      |
|              |                         | 4/25/12      | 7.60    | 22.1         | 360        | 12.7                      |
|              |                         | 7/5/12       | 7.64    | 21.7         | 385.8      | 12.9                      |
|              |                         | 10/9/12      | 7.66    | 21.5         | 385.1      | 14.0                      |
|              |                         | 2/7/13       | 7.7     | 21.4         | 389.7      | 14.0                      |
|              |                         | 2/7/13 DUP   | 7.7     | 21.4         | 389.7      | 13.2                      |
|              |                         | 4/10/13      | 7.76    | 20.6         | 383.9      | 13.0                      |
|              |                         | 7/19/13      | 7.63    | 21.3         | 386.6      | 14.2                      |
|              |                         | 10/18/13     | 7.72    | 21.1         | 387.3      | 13.1                      |
|              |                         | 1/15/14      | 7.73    | 20.7         | 388.4      | 13.4                      |
|              |                         | 4/10/14      | 7.85    | 21.5         | 387.1      | 13.5                      |
|              |                         | 7/18/14      | 7.79    | 21.4         | 386.7      | 14.1                      |
|              |                         | 10/22/14     | 7.5     | 22.7         | 394        | 13.7                      |
| 1/30/15      | 7.81                    | 20.7         | 381     | 14.2         |            |                           |
| 8/4/15       | 7.72                    | 22           | 386.7   | 13.1         |            |                           |
| 1/14/16      | 7.79                    | 20.2         | 376.9   | 13.7         |            |                           |
| 7/22/16      | 7.89                    | 22.9         | 376.2   | 13.2         |            |                           |
| 1/23/17      | 7.58                    | 20.4         | 387.5   | 13.3         |            |                           |
| 7/24/17      | 7.52                    | 20.5         | 386.8   | 13.9         |            |                           |
| WEISKOPF 802 | 641802                  | 2/15/08      | 7.48    | 20.0         | 1072       | 500                       |
|              |                         | 5/7/08       | 7.10    | 21.8         | 1251       | 483                       |
|              |                         | 7/16/08      | 7.07    | 22.2         | 1399       | 560                       |
|              |                         | 10/28/08     | 6.98    | 20.8         | 1401       | 602                       |
|              |                         | 1/29/09      | 6.79    | 20.7         | 1014       | 503                       |
|              |                         | 4/15/09      | 7.53    | 21.1         | 1164       | 503                       |
|              |                         | 7/15/09      | 7.84    | 22.1         | 1317       | 486                       |
|              |                         | 10/15/09     | 6.89    | 21.4         | 1216       | 484                       |
|              |                         | 2/2/10       | 7.22    | 20.4         | 1319       | 451                       |
|              |                         | 4/22/10      | 7.30    | 19.3         | 1329       | 572                       |
|              |                         | 7/19/10      | 7.06    | 23.1         | 1330       | 573                       |
|              |                         | 10/20/10     | 7.64    | 21.6         | 1360       | 515                       |
|              |                         | 10/20/10 DUP | 7.64    | 21.6         | 1360       | 529                       |
|              |                         | 1/17/11      | 7.16    | 22.0         | 1270       | 481                       |
|              |                         | 4/11/11      | 6.88    | 22.4         | 1365       | 557                       |
|              |                         | 8/26/11      | 6.83    | 23.5         | 1200       | 549                       |
|              |                         | 10/13/11     | 7.07    | 22.8         | 1299       | 539                       |
|              |                         | 2/3/12       | 7.35    | 21.5         | 1363       | 583                       |
|              |                         | 4/25/12      | 7.07    | 23.5         | 1300       | 575                       |
|              |                         | 7/13/12      | 6.83    | 22.2         | 1530       | 552                       |
|              |                         | 10/11/12     | 7.26    | 21.3         | 1369       | 572                       |
|              |                         | 10/11/12 DUP | 7.26    | 21.3         | 1369       | 577                       |
|              |                         | 1/16/13      | 7.14    | 20.5         | 1298       | 523                       |
|              |                         | 4/17/13      | 7.22    | 20.1         | 1337       | 558                       |
|              |                         | 7/18/13      | 7.45    | 21.3         | 1131       | 420                       |
|              |                         | 10/17/13     | 7.29    | 22.5         | 1131       | 437                       |
|              |                         | 1/16/14      | 7.28    | 22.7         | 1323       | 563                       |
|              |                         | 4/11/14      | 7.29    | 23.0         | 1304       | 558                       |
|              |                         | 7/18/14      | 7.17    | 23.3         | 1375       | 608                       |
|              |                         | 10/9/14      | 7.08    | 24.5         | 1094       | 405                       |
| 8/4/15       | 7.07                    | 24.5         | 1571    | 699          |            |                           |
| 8/4/15 DUP   | 7.07                    | 24.5         | 1571    | 701          |            |                           |
| 7/26/16      | 7.00                    | 22.8         | 1483    | 702          |            |                           |
| 7/24/17      | 6.85                    | 22.8         | 1524    | 698          |            |                           |

## APPENDIX A Sulfate Data

| Well Name    | ADWR 55 Registry Number | Sample Date | pH (SU) | Temp (deg C) | SC (µS/cm) | Sulfate, dissolved (mg/L) |
|--------------|-------------------------|-------------|---------|--------------|------------|---------------------------|
| WEISKOPF 897 | 220897                  | 12/6/12     | 7.93    | 23.6         | 398.3      | 18.5                      |
|              |                         | 1/16/13     | 7.88    | 23.1         | 398.9      | 18.2                      |
|              |                         | 1/16/13 DUP | 7.88    | 23.1         | 398.9      | 18.2                      |
|              |                         | 4/17/13     | 7.86    | 22.6         | 394.4      | 19.0                      |
|              |                         | 7/18/13     | 7.84    | 24.3         | 393.2      | 18.0                      |
|              |                         | 10/17/13    | 7.90    | 23.3         | 392.2      | 18.3                      |
|              |                         | 1/16/14     | 7.90    | 23           | 395.8      | 18.4                      |
|              |                         | 4/11/14     | 7.92    | 23.5         | 390.5      | 17.9                      |
|              |                         | 7/18/14     | 7.87    | 23.9         | 387.4      | 18.4                      |
|              |                         | 10/9/14     | 7.69    | 22.8         | 392        | 17.7                      |
|              |                         | 8/4/15      | 7.89    | 24.9         | 385.7      | 17.3                      |
|              |                         | 7/26/16     | 7.81    | 23.8         | 387.0      | 17.8                      |
|              |                         | 7/24/17     | 7.58    | 23.1         | 386.7      | 17.0                      |
| WMD-2011-03M | 913037                  | 2/2/12      | 6.66    | 22.0         | 1190       | 391                       |
| ZANDER       | 205126                  | 2/4/08      | 7.24    | 19.7         | 392        | 5.7                       |
|              |                         | 5/6/08      | 7.26    | 21.2         | 404        | 6.3                       |
|              |                         | 7/16/08     | 6.92    | 22.9         | 441        | 6.9                       |
|              |                         | 10/28/08    | 7.40    | 21.2         | 415        | 15                        |
|              |                         | 2/10/09     | 7.50    | 20.4         | 317        | 6                         |
|              |                         | 4/16/09     | 7.47    | 21.7         | 352        | 5.5                       |
|              |                         | 7/14/09     | 7.36    | 22.9         | 418        | 4.5                       |
|              |                         | 10/13/09    | 7.41    | 21.7         | 407        | 6.3                       |
|              |                         | 1/26/10     | 7.49    | 20.3         | 411        | 5.7                       |
|              |                         | 4/2/10      | 7.55    | 20.0         | 416        | 6.70                      |
|              |                         | 7/21/10     | 7.38    | 22.7         | 388.2      | 6.78                      |
|              |                         | 10/19/10    | 6.78    | 21.3         | 430        | 6.56                      |
|              |                         | 1/18/11     | 7.59    | 18.9         | 380        | 6.14                      |
|              |                         | 1/18/11 DUP | 7.59    | 18.9         | 380        | 6.06                      |
|              |                         | 4/6/11      | 7.20    | 19.7         | 425.8      | 6.12                      |
|              |                         | 7/13/11     | 7.29    | 22.9         | 410.10     | 6.43                      |
|              |                         | 10/12/11    | 7.35    | 22.2         | 426.2      | 6.38                      |
|              |                         | 1/31/12     | 7.29    | 20.3         | 420        | 6.59                      |
|              |                         | 4/10/12     | 7.49    | 21.9         | 420.1      | 6.90                      |
|              |                         | 4/10/12 DUP | 7.49    | 21.9         | 420.1      | 6.65                      |
|              |                         | 7/17/12     | 7.34    | 22.2         | 430        | 6.38                      |
|              |                         | 10/8/12     | 7.58    | 20.8         | 431.4      | 7.03                      |
|              |                         | 1/10/13     | 7.58    | 20.7         | 436.1      | 6.52                      |
|              |                         | 4/18/13     | 7.65    | 20.8         | 436.7      | 6.66                      |
|              |                         | 7/15/13     | 7.55    | 21.8         | 431.1      | 6.49                      |
|              |                         | 10/7/13     | 7.59    | 21.5         | 430.2      | 6.41                      |
|              |                         | 1/7/14      | 7.50    | 20.9         | 435.4      | 6.77                      |
|              |                         | 4/9/14      | 7.57    | 21.5         | 434.4      | 6.57                      |
|              |                         | 7/17/14     | 7.61    | 21.5         | 432.0      | 6.99                      |
|              |                         | 10/13/14    | 7.52    | 23.8         | 422.0      | 6.24                      |
| 8/3/15       | 7.61                    | 22.5        | 430.3   | 6.54         |            |                           |
| 7/15/16      | 7.53                    | 22.4        | 434.1   | 7.12         |            |                           |
| 7/24/17      | 7.26                    | 20.5        | 430.2   | 7.21         |            |                           |

**Notes:**

35-71891 = ADWR 35 Database  
ADWR = Arizona Department of Water Resources  
deg C = degrees Celsius  
DUP = Blind duplicate  
M = Multi-Meter Malfunction  
mg/L = milligrams per liter  
ND = No Data  
NR = No Record  
SC = Specific Conductance  
SU = Standard Units  
µS/cm = microsiemens per centimeter

<sup>1</sup> Verified drinking water supply well, sample collected for sulfate trend analysis and interim action evaluation

**APPENDIX B**  
**WATER ELEVATION DATA**

## APPENDIX B Groundwater Elevation Data

| Well Name    | ADWR 55 Registry Number | UTM East (meters) | UTM North (meters) | Measuring Point Elevation (ft amsl) | Date     | Depth To Water (feet) | Groundwater Elevation (ft amsl) |
|--------------|-------------------------|-------------------|--------------------|-------------------------------------|----------|-----------------------|---------------------------------|
| ANDERSON 396 | 613396                  | 601134.729        | 3468816.065        | 4588.51                             | 3/20/08  | 145.46                | 4443.05                         |
|              |                         |                   |                    |                                     | 5/5/08   | 145.84                | 4442.67                         |
|              |                         |                   |                    |                                     | 7/14/08  | 146.16                | 4442.35                         |
|              |                         |                   |                    |                                     | 10/15/08 | 146.21                | 4442.30                         |
|              |                         |                   |                    |                                     | 1/27/09  | 145.97                | 4442.54                         |
|              |                         |                   |                    |                                     | 4/14/09  | 146.21                | 4442.30                         |
|              |                         |                   |                    |                                     | 7/14/09  | 146.88                | 4441.63                         |
|              |                         |                   |                    |                                     | 10/12/09 | 147.31                | 4441.20                         |
|              |                         |                   |                    |                                     | 1/27/10  | 147.31                | 4441.20                         |
|              |                         |                   |                    |                                     | 4/21/10  | 147.57                | 4440.94                         |
|              |                         |                   |                    |                                     | 7/19/10  | 148.34                | 4440.17                         |
|              |                         |                   |                    |                                     | 10/19/10 | 147.75                | 4440.76                         |
|              |                         |                   |                    |                                     | 1/17/11  | 148.63                | 4439.88                         |
|              |                         |                   |                    |                                     | 4/11/11  | 149.46                | 4439.05                         |
|              |                         |                   |                    |                                     | 7/14/11  | 149.92                | 4438.59                         |
|              |                         |                   |                    |                                     | 10/11/11 | 150.19                | 4438.32                         |
|              |                         |                   |                    |                                     | 2/1/12   | 150.19                | 4438.32                         |
|              |                         |                   |                    |                                     | 4/25/12  | 150.69                | 4437.82                         |
|              |                         |                   |                    |                                     | 7/12/12  | 151.34                | 4437.17                         |
|              |                         |                   |                    |                                     | 10/10/12 | 151.50                | 4437.01                         |
|              |                         |                   |                    |                                     | 1/17/13  | 151.24                | 4437.27                         |
|              |                         |                   |                    |                                     | 4/15/13  | 152.08                | 4436.43                         |
|              |                         |                   |                    |                                     | 7/18/13  | 152.19                | 4436.32                         |
|              |                         |                   |                    |                                     | 10/16/13 | 152.41                | 4436.10                         |
|              |                         |                   |                    |                                     | 1/9/14   | 152.14                | 4436.37                         |
|              |                         |                   |                    |                                     | 4/7/14   | 152.56                | 4435.95                         |
|              |                         |                   |                    |                                     | 7/11/14  | 152.02                | 4436.49                         |
| 10/6/14      | 152.70                  | 4435.81           |                    |                                     |          |                       |                                 |
| 2/2/15       | 152.09                  | 4436.42           |                    |                                     |          |                       |                                 |
| 5/18/15      | 152.22                  | 4436.29           |                    |                                     |          |                       |                                 |
| 7/22/15      | 152.63                  | 4435.88           |                    |                                     |          |                       |                                 |
| 10/8/15      | 152.39                  | 4436.12           |                    |                                     |          |                       |                                 |
| 1/12/16      | 152.00                  | 4436.51           |                    |                                     |          |                       |                                 |
| 7/19/16      | 154.43                  | 4434.08           |                    |                                     |          |                       |                                 |
| 1/16/17      | 153.34                  | 4435.17           |                    |                                     |          |                       |                                 |
| 7/18/17      | 153.99                  | 4434.52           |                    |                                     |          |                       |                                 |
| ANDERSON 458 | 221458                  | 601118.690        | 3468826.284        | 4585.37                             | 9/7/12   | 173.76                | 4411.61                         |
|              |                         |                   |                    |                                     | 10/10/12 | 151.82                | 4433.55                         |
|              |                         |                   |                    |                                     | 1/17/13  | 152.17                | 4433.20                         |
|              |                         |                   |                    |                                     | 4/15/13  | 158.42                | 4426.95                         |
|              |                         |                   |                    |                                     | 7/18/13  | 157.56                | 4427.81                         |
|              |                         |                   |                    |                                     | 10/16/13 | 156.24                | 4429.13                         |
|              |                         |                   |                    |                                     | 1/9/14   | 152.58                | 4432.79                         |
|              |                         |                   |                    |                                     | 4/7/14   | 153.54                | 4431.83                         |
|              |                         |                   |                    |                                     | 7/11/14  | 156.66                | 4428.71                         |
|              |                         |                   |                    |                                     | 10/6/14  | 157.31                | 4428.06                         |
|              |                         |                   |                    |                                     | 5/18/15  | 156.79                | 4428.58                         |
| 7/22/15      | 157.03                  | 4428.34           |                    |                                     |          |                       |                                 |
| 7/19/16      | 153.02                  | 4432.35           |                    |                                     |          |                       |                                 |
| 7/18/17      | 155.93                  | 4429.44           |                    |                                     |          |                       |                                 |
| ASLD 435     | 616435                  | 593496.865        | 3468879.791        | 4471.34                             | 6/27/13  | 250.85                | 4220.49                         |
|              |                         |                   |                    |                                     | 9/24/13  | 250.85                | 4220.49                         |
|              |                         |                   |                    |                                     | 12/3/13  | 250.79                | 4220.55                         |
|              |                         |                   |                    |                                     | 2/25/14  | 250.75                | 4220.59                         |
|              |                         |                   |                    |                                     | 6/4/14   | 250.93                | 4220.41                         |
|              |                         |                   |                    |                                     | 9/10/14  | 250.97                | 4220.37                         |
|              |                         |                   |                    |                                     | 11/20/14 | 250.66                | 4220.68                         |
|              |                         |                   |                    |                                     | 3/24/15  | 250.25                | 4221.09                         |
|              |                         |                   |                    |                                     | 9/17/15  | 250.17                | 4221.17                         |
|              |                         |                   |                    |                                     | 3/24/16  | 250.17                | 4221.17                         |
| 9/28/16      | 250.21                  | 4221.13           |                    |                                     |          |                       |                                 |
| 3/20/17      | 250.55                  | 4220.79           |                    |                                     |          |                       |                                 |
| 8/10/17      | 250.94                  | 4220.40           |                    |                                     |          |                       |                                 |



## APPENDIX B Groundwater Elevation Data

| Well Name            | ADWR 55 Registry Number | UTM East (meters) | UTM North (meters) | Measuring Point Elevation (ft amsl) | Date                  | Depth To Water (feet) | Groundwater Elevation (ft amsl) |
|----------------------|-------------------------|-------------------|--------------------|-------------------------------------|-----------------------|-----------------------|---------------------------------|
| AWC-02               | 616586                  | 598907.911        | 3468549.357        | 4547.64                             | 4/8/08                | 116                   | 4431.64                         |
|                      |                         |                   |                    |                                     | 8/27/08               | 121.12                | 4426.52                         |
|                      |                         |                   |                    |                                     | 10/23/08 <sup>1</sup> | 115                   | 4432.64                         |
|                      |                         |                   |                    |                                     | 4/22/09 <sup>1</sup>  | 118                   | 4429.64                         |
|                      |                         |                   |                    |                                     | 10/9/09 <sup>1</sup>  | 117                   | 4430.64                         |
|                      |                         |                   |                    |                                     | 4/23/10 <sup>1</sup>  | 119                   | 4428.64                         |
|                      |                         |                   |                    |                                     | 4/11/13               | 127.64                | 4420.00                         |
|                      |                         |                   |                    |                                     | 7/25/13               | 128.89                | 4418.75                         |
|                      |                         |                   |                    |                                     | 10/7/13 <sup>1</sup>  | 125.00                | 4422.64                         |
|                      |                         |                   |                    |                                     | 1/7/14                | 125.36                | 4422.28                         |
|                      |                         |                   |                    |                                     | 5/14/14               | 124.89                | 4422.75                         |
|                      |                         |                   |                    |                                     | 7/16/14               | 124.49                | 4423.15                         |
|                      |                         |                   |                    |                                     | 10/15/14              | 122.52                | 4425.12                         |
|                      |                         |                   |                    |                                     | 1/29/15               | 120.00                | 4427.64                         |
|                      |                         |                   |                    |                                     | 5/18/15               | 162.60                | 4385.04                         |
|                      |                         |                   |                    |                                     | 7/21/15               | 129.08                | 4418.56                         |
|                      |                         |                   |                    |                                     | 10/2015 <sup>1</sup>  | 128.00                | 4419.64                         |
| 1/13/16              | 128.80                  | 4418.84           |                    |                                     |                       |                       |                                 |
| 7/19/16              | 125.40                  | 4422.24           |                    |                                     |                       |                       |                                 |
| 1/19/17              | 119.69                  | 4427.95           |                    |                                     |                       |                       |                                 |
| 9/6/17               | 131.56                  | 4416.08           |                    |                                     |                       |                       |                                 |
| AWC-03               | 616585                  | 599090.322        | 3468681.898        | 4539.52                             | 4/8/08                | 112                   | 4427.52                         |
|                      |                         |                   |                    |                                     | 8/27/08               | 119.40                | 4420.12                         |
|                      |                         |                   |                    |                                     | 10/23/08 <sup>1</sup> | 106                   | 4433.52                         |
|                      |                         |                   |                    |                                     | 4/22/09 <sup>1</sup>  | 114                   | 4425.52                         |
|                      |                         |                   |                    |                                     | 10/9/09 <sup>1</sup>  | 116                   | 4423.52                         |
|                      |                         |                   |                    |                                     | 4/23/10 <sup>1</sup>  | 116                   | 4423.52                         |
|                      |                         |                   |                    |                                     | 4/11/13 <sup>1</sup>  | 125                   | 4414.52                         |
|                      |                         |                   |                    |                                     | 7/16/13 <sup>1</sup>  | 126                   | 4413.52                         |
|                      |                         |                   |                    |                                     | 10/7/13 <sup>1</sup>  | 122                   | 4417.52                         |
|                      |                         |                   |                    |                                     | 1/7/14 <sup>1</sup>   | 121                   | 4418.60                         |
|                      |                         |                   |                    |                                     | 5/14/14 <sup>1</sup>  | 121.50                | 4418.02                         |
|                      |                         |                   |                    |                                     | 7/16/14 <sup>1</sup>  | 123.50                | 4416.02                         |
|                      |                         |                   |                    |                                     | 10/15/14              | 119.60                | 4419.92                         |
|                      |                         |                   |                    |                                     | 1/29/15               | 120.20                | 4419.32                         |
|                      |                         |                   |                    |                                     | 5/19/15               | 186.20                | 4353.32                         |
|                      |                         |                   |                    |                                     | 7/21/15               | 118.00                | 4421.52                         |
|                      |                         |                   |                    |                                     | 10/2015 <sup>1</sup>  | 115.00                | 4424.52                         |
| 1/13/16 <sup>1</sup> | 118.00                  | 4421.52           |                    |                                     |                       |                       |                                 |
| 7/19/16              | 125.50                  | 4414.02           |                    |                                     |                       |                       |                                 |
| 1/19/17 <sup>1</sup> | 123.00                  | 4416.52           |                    |                                     |                       |                       |                                 |
| 9/6/17               | 121.30                  | 4418.22           |                    |                                     |                       |                       |                                 |
| AWC-04               | 616584                  | 598949.929        | 3468717.084        | 4540.48                             | 4/8/08                | 108                   | 4432.48                         |
|                      |                         |                   |                    |                                     | 8/27/08               | 112.56                | 4427.92                         |
|                      |                         |                   |                    |                                     | 10/23/08 <sup>1</sup> | 111.31                | 4429.17                         |
|                      |                         |                   |                    |                                     | 4/22/09 <sup>1</sup>  | 110                   | 4430.48                         |
|                      |                         |                   |                    |                                     | 10/9/09 <sup>1</sup>  | 110                   | 4430.48                         |
|                      |                         |                   |                    |                                     | 4/23/10 <sup>1</sup>  | 109                   | 4431.48                         |
|                      |                         |                   |                    |                                     | 4/11/13               | 120.93                | 4419.55                         |
|                      |                         |                   |                    |                                     | 7/16/13               | 123.76                | 4416.72                         |
|                      |                         |                   |                    |                                     | 10/7/13 <sup>1</sup>  | 116.00                | 4424.48                         |
|                      |                         |                   |                    |                                     | 1/7/14                | 115.98                | 4424.50                         |
|                      |                         |                   |                    |                                     | 5/14/14               | 115.32                | 4425.16                         |
|                      |                         |                   |                    |                                     | 7/16/14               | 118.44                | 4422.04                         |
|                      |                         |                   |                    |                                     | 10/15/14              | 114.29                | 4426.19                         |
|                      |                         |                   |                    |                                     | 1/29/15               | 112.20                | 4428.28                         |
|                      |                         |                   |                    |                                     | 5/19/15               | 113.90                | 4426.58                         |
|                      |                         |                   |                    |                                     | 7/21/15               | 131.70                | 4408.78                         |
|                      |                         |                   |                    |                                     | 10/2015 <sup>1</sup>  | 129                   | 4411.48                         |
| 1/13/16              | 130.33                  | 4410.15           |                    |                                     |                       |                       |                                 |
| 7/19/16              | 119.70                  | 4420.78           |                    |                                     |                       |                       |                                 |
| 1/19/17              | 113.15                  | 4427.33           |                    |                                     |                       |                       |                                 |
| 9/6/17               | 127.92                  | 4412.56           |                    |                                     |                       |                       |                                 |

## APPENDIX B Groundwater Elevation Data

| Well Name | ADWR 55 Registry Number | UTM East (meters) | UTM North (meters) | Measuring Point Elevation (ft amsl) | Date                  | Depth To Water (feet) | Groundwater Elevation (ft amsl) |
|-----------|-------------------------|-------------------|--------------------|-------------------------------------|-----------------------|-----------------------|---------------------------------|
| AWC-05    | 590620                  | 599269.904        | 3468541.692        | 4542.51                             | 4/8/08                | 284                   | 4258.51                         |
|           |                         |                   |                    |                                     | 8/27/08               | 299.65                | 4242.86                         |
|           |                         |                   |                    |                                     | 10/23/08              | 284                   | 4258.51                         |
|           |                         |                   |                    |                                     | 4/22/09               | 286                   | 4256.51                         |
|           |                         |                   |                    |                                     | 6/3/09                | 125                   | 4417.51                         |
|           |                         |                   |                    |                                     | 10/9/09 <sup>1</sup>  | 289                   | 4253.51                         |
|           |                         |                   |                    |                                     | 4/23/10 <sup>1</sup>  | 278                   | 4264.51                         |
|           |                         |                   |                    |                                     | 4/11/13               | 229.56                | 4312.95                         |
|           |                         |                   |                    |                                     | 7/16/13               | 203.17                | 4339.34                         |
|           |                         |                   |                    |                                     | 10/7/13 <sup>1</sup>  | 142.00                | 4400.51                         |
|           |                         |                   |                    |                                     | 1/7/14                | 123.09                | 4419.42                         |
|           |                         |                   |                    |                                     | 5/14/14               | 346.75                | 4195.76                         |
|           |                         |                   |                    |                                     | 7/16/14               | 346.34                | 4196.17                         |
|           |                         |                   |                    |                                     | 10/15/14              | 316.16                | 4226.35                         |
|           |                         |                   |                    |                                     | 1/29/15               | 133.98                | 4408.53                         |
|           |                         |                   |                    |                                     | 5/18/15               | 148.05                | 4394.46                         |
|           |                         |                   |                    |                                     | 7/21/15               | 120.84                | 4421.67                         |
|           |                         |                   |                    |                                     | 10/20/15 <sup>1</sup> | 116                   | 4426.51                         |
| 1/13/16   | 116.22                  | 4426.29           |                    |                                     |                       |                       |                                 |
| 7/19/16   | 329.30                  | 4213.21           |                    |                                     |                       |                       |                                 |
| 1/19/17   | 318.24                  | 4224.27           |                    |                                     |                       |                       |                                 |
| 9/6/17    | 322.50                  | 4220.01           |                    |                                     |                       |                       |                                 |
| BANKS 987 | 647987                  | 606981.921        | 3469206.175        | 4648.18                             | 2/27/08               | 208.00                | 4440.18                         |
|           |                         |                   |                    |                                     | 5/12/08               | 216.30                | 4431.88                         |
|           |                         |                   |                    |                                     | 7/21/08               | 228.95                | 4419.23                         |
|           |                         |                   |                    |                                     | 10/13/08              | 228.20                | 4419.98                         |
|           |                         |                   |                    |                                     | 1/21/09               | 206.64                | 4441.54                         |
|           |                         |                   |                    |                                     | 4/8/09                | 205.50                | 4442.68                         |
|           |                         |                   |                    |                                     | 7/9/09                | 235.68                | 4412.50                         |
|           |                         |                   |                    |                                     | 10/7/09               | 236.71                | 4411.47                         |
|           |                         |                   |                    |                                     | 2/25/10               | 216.98                | 4431.20                         |
|           |                         |                   |                    |                                     | 4/20/10               | 219.35                | 4428.83                         |
|           |                         |                   |                    |                                     | 7/20/10               | 235.60                | 4412.58                         |
|           |                         |                   |                    |                                     | 10/20/10              | 230.24                | 4417.94                         |
|           |                         |                   |                    |                                     | 1/17/11               | 215.28                | 4432.90                         |
|           |                         |                   |                    |                                     | 4/5/11                | 221.68                | 4426.50                         |
|           |                         |                   |                    |                                     | 7/11/11               | 237.39                | 4410.79                         |
|           |                         |                   |                    |                                     | 10/12/11              | 237.34                | 4410.84                         |
|           |                         |                   |                    |                                     | 1/31/12               | 228.95                | 4419.23                         |
|           |                         |                   |                    |                                     | 4/11/12               | 219.39                | 4428.79                         |
|           |                         |                   |                    |                                     | 7/6/12                | 232.59                | 4415.59                         |
|           |                         |                   |                    |                                     | 10/4/12               | 237.16                | 4411.02                         |
|           |                         |                   |                    |                                     | 1/18/13               | 237.81                | 4410.37                         |
|           |                         |                   |                    |                                     | 4/8/13                | 237.92                | 4410.26                         |
|           |                         |                   |                    |                                     | 7/9/13                | 238.32                | 4409.86                         |
|           |                         |                   |                    |                                     | 10/15/13              | 239.48                | 4408.70                         |
|           |                         |                   |                    |                                     | 1/14/14               | 239.53                | 4408.65                         |
|           |                         |                   |                    |                                     | 4/8/14                | 231.49                | 4416.69                         |
|           |                         |                   |                    |                                     | 7/8/14                | 228.85                | 4419.33                         |
|           |                         |                   |                    |                                     | 10/21/14              | 233.96                | 4414.22                         |
| 1/26/15   | 230.87                  | 4417.31           |                    |                                     |                       |                       |                                 |
| 7/24/15   | 237.53                  | 4410.65           |                    |                                     |                       |                       |                                 |
| 1/11/16   | 237.42                  | 4410.76           |                    |                                     |                       |                       |                                 |
| 7/12/16   | 232.54                  | 4415.64           |                    |                                     |                       |                       |                                 |
| 1/17/17   | 221.90                  | 4426.28           |                    |                                     |                       |                       |                                 |
| 7/26/17   | 233.25                  | 4414.93           |                    |                                     |                       |                       |                                 |

## APPENDIX B Groundwater Elevation Data

| Well Name   | ADWR 55 Registry Number | UTM East (meters) | UTM North (meters) | Measuring Point Elevation (ft amsl) | Date     | Depth To Water (feet) | Groundwater Elevation (ft amsl) |
|-------------|-------------------------|-------------------|--------------------|-------------------------------------|----------|-----------------------|---------------------------------|
| BARTON 919  | 644919                  | 606243.850        | 3469076.689        | 4692.36                             | 5/12/08  | 113.71                | 4578.65                         |
|             |                         |                   |                    |                                     | 7/23/08  | 113.56                | 4578.80                         |
|             |                         |                   |                    |                                     | 10/16/08 | 113.20                | 4579.16                         |
|             |                         |                   |                    |                                     | 3/11/09  | 112.92                | 4579.44                         |
|             |                         |                   |                    |                                     | 4/10/09  | 112.89                | 4579.47                         |
|             |                         |                   |                    |                                     | 7/7/09   | 112.86                | 4579.50                         |
|             |                         |                   |                    |                                     | 7/17/13  | 114.18                | 4578.18                         |
|             |                         |                   |                    |                                     | 1/14/14  | 113.96                | 4578.40                         |
|             |                         |                   |                    |                                     | 7/17/14  | 113.42                | 4578.94                         |
|             |                         |                   |                    |                                     | 7/20/15  | 113.22                | 4579.14                         |
|             |                         |                   |                    |                                     | 1/11/16  | 113.33                | 4579.03                         |
| 7/19/16     | 113.35                  | 4579.01           |                    |                                     |          |                       |                                 |
| 1/17/17     | 113.47                  | 4578.89           |                    |                                     |          |                       |                                 |
| 7/14/17     | 113.52                  | 4578.84           |                    |                                     |          |                       |                                 |
| BF-01       | 539783                  | 604169.077        | 3472151.593        | 4835.23                             | 3/4/08   | 348.99                | 4486.24                         |
|             |                         |                   |                    |                                     | 5/23/08  | 348.80                | 4486.43                         |
|             |                         |                   |                    |                                     | 8/5/08   | 348.66                | 4486.57                         |
|             |                         |                   |                    |                                     | 11/5/08  | 348.94                | 4486.29                         |
|             |                         |                   |                    |                                     | 2/20/09  | 348.78                | 4486.45                         |
|             |                         |                   |                    |                                     | 5/6/09   | 348.73                | 4486.50                         |
|             |                         |                   |                    |                                     | 8/17/09  | 348.73                | 4486.50                         |
|             |                         |                   |                    |                                     | 11/4/09  | 348.65                | 4486.58                         |
|             |                         |                   |                    |                                     | 3/1/10   | 348.84                | 4486.39                         |
|             |                         |                   |                    |                                     | 4/7/10   | 348.70                | 4486.53                         |
|             |                         |                   |                    |                                     | 7/6/10   | 348.69                | 4486.54                         |
|             |                         |                   |                    |                                     | 7/13/11  | 348.67                | 4486.56                         |
| 2/1/12      | 347.84                  | 4487.39           |                    |                                     |          |                       |                                 |
| 8/13/12     | 343.95                  | 4491.28           |                    |                                     |          |                       |                                 |
| BIMA        | 577927                  | 606001.245        | 3471852.804        | 4802.05                             | 5/13/08  | 367.31                | 4434.74                         |
|             |                         |                   |                    |                                     | 8/18/08  | 370.24                | 4431.81                         |
|             |                         |                   |                    |                                     | 10/23/08 | 353.96                | 4448.09                         |
|             |                         |                   |                    |                                     | 1/20/09  | 353.07                | 4448.98                         |
|             |                         |                   |                    |                                     | 4/7/09   | 357.76                | 4444.29                         |
|             |                         |                   |                    |                                     | 7/8/09   | 365.44                | 4436.61                         |
|             |                         |                   |                    |                                     | 10/5/09  | 370.11                | 4431.94                         |
|             |                         |                   |                    |                                     | 4/19/10  | 382.25                | 4419.80                         |
|             |                         |                   |                    |                                     | 7/21/10  | 386.89                | 4415.16                         |
|             |                         |                   |                    |                                     | 10/18/10 | 387.39                | 4414.66                         |
|             |                         |                   |                    |                                     | 1/19/11  | 391.47                | 4410.58                         |
|             |                         |                   |                    |                                     | 4/4/11   | 395.22                | 4406.83                         |
| BMO-2008-1G | 909474                  | 606467.681        | 3471723.644        | 4805.10                             | 8/27/08  | 62.05                 | 4743.05                         |
|             |                         |                   |                    |                                     | 11/11/08 | 60.95                 | 4744.15                         |
|             |                         |                   |                    |                                     | 2/25/09  | 61.43                 | 4743.67                         |
|             |                         |                   |                    |                                     | 4/28/09  | 62.01                 | 4743.09                         |
|             |                         |                   |                    |                                     | 8/4/09   | 62.96                 | 4742.14                         |
|             |                         |                   |                    |                                     | 10/27/09 | 63.61                 | 4741.49                         |
|             |                         |                   |                    |                                     | 2/17/10  | 64.51                 | 4740.59                         |
|             |                         |                   |                    |                                     | 4/15/10  | 65.05                 | 4740.05                         |
|             |                         |                   |                    |                                     | 7/7/10   | 65.83                 | 4739.27                         |
|             |                         |                   |                    |                                     | 2/10/11  | 67.74                 | 4737.36                         |
|             |                         |                   |                    |                                     | 7/12/11  | 69.37                 | 4735.73                         |
|             |                         |                   |                    |                                     | 2/8/12   | 70.33                 | 4734.77                         |
|             |                         |                   |                    |                                     | 8/14/12  | 71.73                 | 4733.37                         |
|             |                         |                   |                    |                                     | 2/14/13  | 72.95                 | 4732.15                         |
|             |                         |                   |                    |                                     | 8/14/13  | 73.82                 | 4731.28                         |
|             |                         |                   |                    |                                     | 2/13/14  | 73.79                 | 4731.31                         |
|             |                         |                   |                    |                                     | 7/22/14  | 74.14                 | 4730.96                         |
|             |                         |                   |                    |                                     | 2/4/15   | 73.70                 | 4731.40                         |
|             |                         |                   |                    |                                     | 9/10/15  | 74.12                 | 4730.98                         |
| 3/3/16      | 74.30                   | 4730.80           |                    |                                     |          |                       |                                 |
| 8/17/16     | 75.02                   | 4730.08           |                    |                                     |          |                       |                                 |
| 3/1/17      | 75.62                   | 4729.48           |                    |                                     |          |                       |                                 |
| 7/24/17     | 76.16                   | 4728.94           |                    |                                     |          |                       |                                 |

## APPENDIX B Groundwater Elevation Data

| Well Name   | ADWR 55 Registry Number | UTM East (meters) | UTM North (meters) | Measuring Point Elevation (ft amsl) | Date     | Depth To Water (feet) | Groundwater Elevation (ft amsl) |
|-------------|-------------------------|-------------------|--------------------|-------------------------------------|----------|-----------------------|---------------------------------|
| BMO-2008-3B | 909147                  | 602012.923        | 3467919.582        | 4583.97                             | 7/18/08  | 138.05                | 4445.92                         |
|             |                         |                   |                    |                                     | 11/4/08  | 137.95                | 4446.02                         |
|             |                         |                   |                    |                                     | 2/19/09  | 138.19                | 4445.78                         |
|             |                         |                   |                    |                                     | 5/11/09  | 138.46                | 4445.51                         |
|             |                         |                   |                    |                                     | 8/6/09   | 139.02                | 4444.95                         |
|             |                         |                   |                    |                                     | 10/26/09 | 139.60                | 4444.37                         |
|             |                         |                   |                    |                                     | 3/3/10   | 140.03                | 4443.94                         |
|             |                         |                   |                    |                                     | 4/8/10   | 140.07                | 4443.90                         |
|             |                         |                   |                    |                                     | 7/1/10   | 140.70                | 4443.27                         |
|             |                         |                   |                    |                                     | 2/14/11  | 141.41                | 4442.56                         |
|             |                         |                   |                    |                                     | 7/12/11  | 142.21                | 4441.76                         |
|             |                         |                   |                    |                                     | 2/23/12  | 143.90                | 4440.07                         |
|             |                         |                   |                    |                                     | 7/10/12  | 143.70                | 4440.27                         |
|             |                         |                   |                    |                                     | 2/15/13  | 144.53                | 4439.44                         |
|             |                         |                   |                    |                                     | 8/27/13  | 145.10                | 4438.87                         |
|             |                         |                   |                    |                                     | 2/11/14  | 145.08                | 4438.89                         |
|             |                         |                   |                    |                                     | 7/21/14  | 145.36                | 4438.61                         |
|             |                         |                   |                    |                                     | 2/5/15   | 144.79                | 4439.18                         |
|             |                         |                   |                    |                                     | 5/28/15  | 144.90                | 4439.07                         |
|             |                         |                   |                    |                                     | 9/14/15  | 145.24                | 4438.73                         |
| 10/21/15    | 145.39                  | 4438.58           |                    |                                     |          |                       |                                 |
| 3/3/16      | 145.18                  | 4438.79           |                    |                                     |          |                       |                                 |
| 8/18/16     | 145.94                  | 4438.03           |                    |                                     |          |                       |                                 |
| 3/1/17      | 146.32                  | 4437.65           |                    |                                     |          |                       |                                 |
| 7/26/17     | 146.84                  | 4437.13           |                    |                                     |          |                       |                                 |
| BMO-2008-4B | 910096                  | 601099.405        | 3468383.430        | 4573.17                             | 12/11/08 | 130.77                | 4442.40                         |
|             |                         |                   |                    |                                     | 2/18/09  | 130.58                | 4442.59                         |
|             |                         |                   |                    |                                     | 4/30/09  | 131.24                | 4441.93                         |
|             |                         |                   |                    |                                     | 8/6/09   | 131.96                | 4441.21                         |
|             |                         |                   |                    |                                     | 10/27/09 | 132.04                | 4441.13                         |
|             |                         |                   |                    |                                     | 2/24/10  | 131.82                | 4441.35                         |
|             |                         |                   |                    |                                     | 4/16/10  | 132.65                | 4440.52                         |
|             |                         |                   |                    |                                     | 7/2/10   | 133.20                | 4439.97                         |
|             |                         |                   |                    |                                     | 2/15/11  | 133.78                | 4439.39                         |
|             |                         |                   |                    |                                     | 7/22/11  | 134.80                | 4438.37                         |
|             |                         |                   |                    |                                     | 2/23/12  | 134.64                | 4438.53                         |
|             |                         |                   |                    |                                     | 9/17/12  | 136.15                | 4437.02                         |
|             |                         |                   |                    |                                     | 1/15/13  | 136.13                | 4437.04                         |
|             |                         |                   |                    |                                     | 4/15/13  | 136.78                | 4436.39                         |
|             |                         |                   |                    |                                     | 9/18/13  | 137.04                | 4436.13                         |
|             |                         |                   |                    |                                     | 1/9/14   | 136.96                | 4436.21                         |
|             |                         |                   |                    |                                     | 7/18/14  | 137.49                | 4435.68                         |
| 1/12/16     | 136.54                  | 4436.63           |                    |                                     |          |                       |                                 |
| 9/30/17     | 138.68                  | 4434.49           |                    |                                     |          |                       |                                 |



## APPENDIX B Groundwater Elevation Data

| Well Name   | ADWR 55 Registry Number | UTM East (meters) | UTM North (meters) | Measuring Point Elevation (ft amsl) | Date     | Depth To Water (feet) | Groundwater Elevation (ft amsl) |
|-------------|-------------------------|-------------------|--------------------|-------------------------------------|----------|-----------------------|---------------------------------|
| BMO-2008-5B | 909653                  | 600438.159        | 3468994.715        | 4585.10                             | 9/30/08  | 145.10                | 4440.00                         |
|             |                         |                   |                    |                                     | 2/18/09  | 144.35                | 4440.75                         |
|             |                         |                   |                    |                                     | 4/27/09  | 144.78                | 4440.32                         |
|             |                         |                   |                    |                                     | 8/4/09   | 145.36                | 4439.74                         |
|             |                         |                   |                    |                                     | 10/29/09 | 145.88                | 4439.22                         |
|             |                         |                   |                    |                                     | 2/15/10  | 145.42                | 4439.68                         |
|             |                         |                   |                    |                                     | 4/15/10  | 145.80                | 4439.30                         |
|             |                         |                   |                    |                                     | 7/7/10   | 146.59                | 4438.51                         |
|             |                         |                   |                    |                                     | 10/5/10  | 147.00                | 4438.10                         |
|             |                         |                   |                    |                                     | 2/14/11  | 147.56                | 4437.54                         |
|             |                         |                   |                    |                                     | 5/12/11  | 148.04                | 4437.06                         |
|             |                         |                   |                    |                                     | 7/13/11  | 148.31                | 4436.79                         |
|             |                         |                   |                    |                                     | 12/7/11  | 148.45                | 4436.65                         |
|             |                         |                   |                    |                                     | 2/3/12   | 148.47                | 4436.63                         |
|             |                         |                   |                    |                                     | 4/18/12  | 149.02                | 4436.08                         |
|             |                         |                   |                    |                                     | 7/10/12  | 148.65                | 4436.45                         |
|             |                         |                   |                    |                                     | 10/16/12 | 149.91                | 4435.19                         |
|             |                         |                   |                    |                                     | 2/7/13   | 149.94                | 4435.16                         |
|             |                         |                   |                    |                                     | 2/12/13  | 150.06                | 4435.04                         |
|             |                         |                   |                    |                                     | 5/15/13  | 150.55                | 4434.55                         |
|             |                         |                   |                    |                                     | 8/20/13  | 150.82                | 4434.28                         |
|             |                         |                   |                    |                                     | 11/1/13  | 150.77                | 4434.33                         |
|             |                         |                   |                    |                                     | 2/11/14  | 150.33                | 4434.77                         |
| 5/7/14      | 150.83                  | 4434.27           |                    |                                     |          |                       |                                 |
| 8/19/14     | 151.13                  | 4433.97           |                    |                                     |          |                       |                                 |
| 11/13/14    | 150.78                  | 4434.32           |                    |                                     |          |                       |                                 |
| 2/3/15      | 150.10                  | 4435.00           |                    |                                     |          |                       |                                 |
| 5/28/15     | 150.47                  | 4434.63           |                    |                                     |          |                       |                                 |
| 9/8/15      | 150.38                  | 4434.72           |                    |                                     |          |                       |                                 |
| 10/21/15    | 150.23                  | 4434.87           |                    |                                     |          |                       |                                 |
| 3/14/16     | 149.76                  | 4435.34           |                    |                                     |          |                       |                                 |
| 9/14/16     | 151.31                  | 4433.79           |                    |                                     |          |                       |                                 |
| 3/1/17      | 151.56                  | 4433.54           |                    |                                     |          |                       |                                 |
| 8/1/17      | 151.95                  | 4433.15           |                    |                                     |          |                       |                                 |
| BMO-2008-5M | 909552                  | 600445.071        | 3468994.282        | 4585.02                             | 10/2/08  | 146.65                | 4438.37                         |
|             |                         |                   |                    |                                     | 2/18/09  | 145.97                | 4439.05                         |
|             |                         |                   |                    |                                     | 4/27/09  | 146.46                | 4438.56                         |
|             |                         |                   |                    |                                     | 8/4/09   | 147.13                | 4437.89                         |
|             |                         |                   |                    |                                     | 10/29/09 | 147.68                | 4437.34                         |
|             |                         |                   |                    |                                     | 2/15/10  | 147.07                | 4437.95                         |
|             |                         |                   |                    |                                     | 4/16/10  | 147.34                | 4437.68                         |
|             |                         |                   |                    |                                     | 7/7/10   | 148.28                | 4436.74                         |
|             |                         |                   |                    |                                     | 10/5/10  | 148.68                | 4436.34                         |
|             |                         |                   |                    |                                     | 2/14/11  | 148.74                | 4436.28                         |
|             |                         |                   |                    |                                     | 5/12/11  | 149.66                | 4435.36                         |
|             |                         |                   |                    |                                     | 7/12/11  | 150.20                | 4434.82                         |
|             |                         |                   |                    |                                     | 12/7/11  | 150.30                | 4434.72                         |
|             |                         |                   |                    |                                     | 2/3/12   | 150.05                | 4434.97                         |
|             |                         |                   |                    |                                     | 4/18/12  | 150.70                | 4434.32                         |
|             |                         |                   |                    |                                     | 7/10/12  | 151.65                | 4433.37                         |
|             |                         |                   |                    |                                     | 10/16/12 | 151.77                | 4433.25                         |
|             |                         |                   |                    |                                     | 2/12/13  | 152.00                | 4433.02                         |
|             |                         |                   |                    |                                     | 5/15/13  | 152.42                | 4432.60                         |
|             |                         |                   |                    |                                     | 8/20/13  | 152.76                | 4432.26                         |
|             |                         |                   |                    |                                     | 11/1/13  | 152.53                | 4432.49                         |
|             |                         |                   |                    |                                     | 2/11/14  | 151.78                | 4433.24                         |
|             |                         |                   |                    |                                     | 5/7/14   | 152.26                | 4432.76                         |
| 8/19/14     | 152.78                  | 4432.24           |                    |                                     |          |                       |                                 |
| 11/13/14    | 152.27                  | 4432.75           |                    |                                     |          |                       |                                 |
| 2/3/15      | 151.61                  | 4433.41           |                    |                                     |          |                       |                                 |
| 5/19/15     | 151.58                  | 4433.44           |                    |                                     |          |                       |                                 |
| 9/8/15      | 151.63                  | 4433.39           |                    |                                     |          |                       |                                 |
| 3/14/16     | 150.87                  | 4434.15           |                    |                                     |          |                       |                                 |
| 9/14/16     | 152.68                  | 4432.34           |                    |                                     |          |                       |                                 |
| 3/1/17      | 152.84                  | 4432.18           |                    |                                     |          |                       |                                 |
| 8/1/17      | 153.27                  | 4431.75           |                    |                                     |          |                       |                                 |

## APPENDIX B Groundwater Elevation Data

| Well Name   | ADWR 55 Registry Number | UTM East (meters) | UTM North (meters) | Measuring Point Elevation (ft amsl) | Date     | Depth To Water (feet) | Groundwater Elevation (ft amsl) |
|-------------|-------------------------|-------------------|--------------------|-------------------------------------|----------|-----------------------|---------------------------------|
| BMO-2008-6B | 909146                  | 600366.523        | 3469820.644        | 4627.44                             | 7/16/08  | 190.13                | 4437.31                         |
|             |                         |                   |                    |                                     | 11/4/08  | 190.23                | 4437.21                         |
|             |                         |                   |                    |                                     | 2/19/09  | 189.71                | 4437.73                         |
|             |                         |                   |                    |                                     | 4/27/09  | 189.99                | 4437.45                         |
|             |                         |                   |                    |                                     | 8/4/09   | 190.80                | 4436.64                         |
|             |                         |                   |                    |                                     | 10/26/09 | 191.04                | 4436.40                         |
|             |                         |                   |                    |                                     | 2/15/10  | 190.82                | 4436.62                         |
|             |                         |                   |                    |                                     | 4/15/10  | 190.75                | 4436.69                         |
|             |                         |                   |                    |                                     | 7/1/10   | 191.43                | 4436.01                         |
|             |                         |                   |                    |                                     | 10/5/10  | 192.50                | 4434.94                         |
|             |                         |                   |                    |                                     | 2/14/11  | 192.19                | 4435.25                         |
|             |                         |                   |                    |                                     | 5/12/11  | 192.70                | 4434.74                         |
|             |                         |                   |                    |                                     | 7/12/11  | 193.30                | 4434.14                         |
|             |                         |                   |                    |                                     | 12/7/11  | 193.85                | 4433.59                         |
|             |                         |                   |                    |                                     | 2/3/12   | 193.60                | 4433.84                         |
|             |                         |                   |                    |                                     | 4/18/12  | 193.90                | 4433.54                         |
|             |                         |                   |                    |                                     | 7/10/12  | 194.75                | 4432.69                         |
|             |                         |                   |                    |                                     | 10/16/12 | 195.71                | 4431.73                         |
|             |                         |                   |                    |                                     | 2/12/13  | 195.42                | 4432.02                         |
|             |                         |                   |                    |                                     | 5/15/13  | 195.91                | 4431.53                         |
|             |                         |                   |                    |                                     | 8/20/13  | 196.23                | 4431.21                         |
|             |                         |                   |                    |                                     | 11/1/13  | 195.77                | 4431.67                         |
|             |                         |                   |                    |                                     | 2/11/14  | 195.24                | 4432.20                         |
|             |                         |                   |                    |                                     | 5/7/14   | 195.47                | 4431.97                         |
| 8/19/14     | 196.36                  | 4431.08           |                    |                                     |          |                       |                                 |
| 11/13/14    | 195.74                  | 4431.70           |                    |                                     |          |                       |                                 |
| 2/3/15      | 195.12                  | 4432.32           |                    |                                     |          |                       |                                 |
| 5/19/15     | 195.00                  | 4432.44           |                    |                                     |          |                       |                                 |
| 9/8/15      | 195.48                  | 4431.96           |                    |                                     |          |                       |                                 |
| 10/21/15    | 195.37                  | 4432.07           |                    |                                     |          |                       |                                 |
| 3/14/16     | 195.00                  | 4432.44           |                    |                                     |          |                       |                                 |
| 9/14/16     | 196.36                  | 4431.08           |                    |                                     |          |                       |                                 |
| 3/1/17      | 196.33                  | 4431.11           |                    |                                     |          |                       |                                 |
| 7/10/17     | 196.88                  | 4430.56           |                    |                                     |          |                       |                                 |
| BMO-2008-6M | 909019                  | 600367.943        | 3469813.885        | 4626.90                             | 7/10/08  | 191.63                | 4435.27                         |
|             |                         |                   |                    |                                     | 11/4/08  | 190.25                | 4436.65                         |
|             |                         |                   |                    |                                     | 2/20/09  | 190.70                | 4436.20                         |
|             |                         |                   |                    |                                     | 4/28/09  | 190.98                | 4435.92                         |
|             |                         |                   |                    |                                     | 8/4/09   | 191.77                | 4435.13                         |
|             |                         |                   |                    |                                     | 10/26/09 | 192.14                | 4434.76                         |
|             |                         |                   |                    |                                     | 2/15/10  | 191.78                | 4435.12                         |
|             |                         |                   |                    |                                     | 4/15/10  | 191.64                | 4435.26                         |
|             |                         |                   |                    |                                     | 7/1/10   | 192.53                | 4434.37                         |
|             |                         |                   |                    |                                     | 10/5/10  | 192.96                | 4433.94                         |
|             |                         |                   |                    |                                     | 2/14/11  | 193.14                | 4433.76                         |
|             |                         |                   |                    |                                     | 5/12/11  | 193.68                | 4433.22                         |
|             |                         |                   |                    |                                     | 7/12/11  | 194.47                | 4432.43                         |
|             |                         |                   |                    |                                     | 12/7/11  | 194.92                | 4431.98                         |
|             |                         |                   |                    |                                     | 2/3/12   | 194.65                | 4432.25                         |
|             |                         |                   |                    |                                     | 4/18/12  | 195.00                | 4431.90                         |
|             |                         |                   |                    |                                     | 7/10/12  | 196.10                | 4430.80                         |
|             |                         |                   |                    |                                     | 10/16/12 | 196.53                | 4430.37                         |
|             |                         |                   |                    |                                     | 2/12/13  | 196.45                | 4430.45                         |
|             |                         |                   |                    |                                     | 5/15/13  | 196.90                | 4430.00                         |
|             |                         |                   |                    |                                     | 8/20/13  | 197.43                | 4429.47                         |
|             |                         |                   |                    |                                     | 11/1/13  | 196.53                | 4430.37                         |
|             |                         |                   |                    |                                     | 2/11/14  | 196.18                | 4430.72                         |
|             |                         |                   |                    |                                     | 5/7/14   | 196.33                | 4430.57                         |
| 8/19/14     | 197.40                  | 4429.50           |                    |                                     |          |                       |                                 |
| 11/13/14    | 196.32                  | 4430.58           |                    |                                     |          |                       |                                 |
| 2/3/15      | 195.90                  | 4431.00           |                    |                                     |          |                       |                                 |
| 5/19/15     | 195.64                  | 4431.26           |                    |                                     |          |                       |                                 |
| 9/8/15      | 196.32                  | 4430.58           |                    |                                     |          |                       |                                 |
| 3/14/16     | 195.87                  | 4431.03           |                    |                                     |          |                       |                                 |
| 9/14/16     | 197.37                  | 4429.53           |                    |                                     |          |                       |                                 |
| 3/1/17      | 197.24                  | 4429.66           |                    |                                     |          |                       |                                 |
| 7/10/17     | 197.92                  | 4428.98           |                    |                                     |          |                       |                                 |

## APPENDIX B Groundwater Elevation Data

| Well Name   | ADWR 55 Registry Number | UTM East (meters) | UTM North (meters) | Measuring Point Elevation (ft amsl) | Date     | Depth To Water (feet) | Groundwater Elevation (ft amsl) |
|-------------|-------------------------|-------------------|--------------------|-------------------------------------|----------|-----------------------|---------------------------------|
| BMO-2008-7M | 908794                  | 603099.165        | 3470029.283        | 4688.33                             | 7/14/08  | 238.31                | 4450.02                         |
|             |                         |                   |                    |                                     | 11/6/08  | 239.69                | 4448.64                         |
|             |                         |                   |                    |                                     | 2/18/09  | 238.90                | 4449.43                         |
|             |                         |                   |                    |                                     | 5/11/09  | 239.03                | 4449.30                         |
|             |                         |                   |                    |                                     | 8/6/09   | 239.17                | 4449.16                         |
|             |                         |                   |                    |                                     | 10/27/09 | 239.55                | 4448.78                         |
|             |                         |                   |                    |                                     | 2/17/10  | 239.98                | 4448.35                         |
|             |                         |                   |                    |                                     | 4/15/10  | 240.13                | 4448.20                         |
|             |                         |                   |                    |                                     | 7/6/10   | 240.28                | 4448.05                         |
|             |                         |                   |                    |                                     | 2/14/11  | 241.26                | 4447.07                         |
|             |                         |                   |                    |                                     | 7/15/11  | 241.81                | 4446.52                         |
|             |                         |                   |                    |                                     | 1/30/12  | 242.44                | 4445.89                         |
|             |                         |                   |                    |                                     | 7/11/12  | 243.0                 | 4445.33                         |
|             |                         |                   |                    |                                     | 2/15/13  | 243.8                 | 4444.53                         |
|             |                         |                   |                    |                                     | 8/28/13  | 244.32                | 4444.01                         |
|             |                         |                   |                    |                                     | 2/13/14  | 244.31                | 4444.02                         |
|             |                         |                   |                    |                                     | 7/22/14  | 244.66                | 4443.67                         |
|             |                         |                   |                    |                                     | 2/5/15   | 243.91                | 4444.42                         |
| 9/14/15     | 244.59                  | 4443.74           |                    |                                     |          |                       |                                 |
| 3/16/16     | 244.91                  | 4443.42           |                    |                                     |          |                       |                                 |
| 8/18/16     | 245.23                  | 4443.10           |                    |                                     |          |                       |                                 |
| 3/7/17      | 245.44                  | 4442.89           |                    |                                     |          |                       |                                 |
| 7/10/17     | 245.73                  | 4442.60           |                    |                                     |          |                       |                                 |
| BMO-2008-8B | 910097                  | 604171.347        | 3471141.719        | 4753.25                             | 12/5/08  | 297.94                | 4455.31                         |
|             |                         |                   |                    |                                     | 2/19/09  | 297.63                | 4455.62                         |
|             |                         |                   |                    |                                     | 5/5/09   | 297.37                | 4455.88                         |
|             |                         |                   |                    |                                     | 8/10/09  | 297.53                | 4455.72                         |
|             |                         |                   |                    |                                     | 11/9/09  | 297.85                | 4455.40                         |
|             |                         |                   |                    |                                     | 3/3/10   | 298.37                | 4454.88                         |
|             |                         |                   |                    |                                     | 4/16/10  | 298.46                | 4454.79                         |
|             |                         |                   |                    |                                     | 7/1/10   | 298.64                | 4454.61                         |
|             |                         |                   |                    |                                     | 2/11/11  | 299.56                | 4453.69                         |
|             |                         |                   |                    |                                     | 5/13/11  | 299.78                | 4453.47                         |
|             |                         |                   |                    |                                     | 7/15/11  | 300.00                | 4453.25                         |
|             |                         |                   |                    |                                     | 1/30/12  | 300.52                | 4452.73                         |
|             |                         |                   |                    |                                     | 7/12/12  | 301.15                | 4452.10                         |
|             |                         |                   |                    |                                     | 2/13/13  | 302.05                | 4451.20                         |
|             |                         |                   |                    |                                     | 8/12/13  | 302.48                | 4450.77                         |
|             |                         |                   |                    |                                     | 7/24/14  | 301.86                | 4451.39                         |
|             |                         |                   |                    |                                     | 2/5/15   | 299.56                | 4453.69                         |
|             |                         |                   |                    |                                     | 9/15/15  | 300.14                | 4453.11                         |
| 3/16/16     | 300.76                  | 4452.49           |                    |                                     |          |                       |                                 |
| 9/15/16     | 301.26                  | 4451.99           |                    |                                     |          |                       |                                 |
| 3/7/17      | 301.61                  | 4451.64           |                    |                                     |          |                       |                                 |
| 7/10/17     | 301.89                  | 4451.36           |                    |                                     |          |                       |                                 |
| BMO-2008-8M | 909711                  | 604167.912        | 3471127.902        | 4752.45                             | 12/9/08  | 299.79                | 4452.66                         |
|             |                         |                   |                    |                                     | 2/19/09  | 298.32                | 4454.13                         |
|             |                         |                   |                    |                                     | 5/5/09   | 298.27                | 4454.18                         |
|             |                         |                   |                    |                                     | 8/10/09  | 298.57                | 4453.88                         |
|             |                         |                   |                    |                                     | 11/5/09  | 298.81                | 4453.64                         |
|             |                         |                   |                    |                                     | 3/3/10   | 299.18                | 4453.27                         |
|             |                         |                   |                    |                                     | 4/16/10  | 299.42                | 4453.03                         |
|             |                         |                   |                    |                                     | 7/1/10   | 299.70                | 4452.75                         |
|             |                         |                   |                    |                                     | 1/24/11  | 300.46                | 4451.99                         |
|             |                         |                   |                    |                                     | 5/13/11  | 301.00                | 4451.45                         |
|             |                         |                   |                    |                                     | 7/15/11  | 300.96                | 4451.49                         |
|             |                         |                   |                    |                                     | 1/30/12  | 301.60                | 4450.85                         |
|             |                         |                   |                    |                                     | 7/12/12  | 302.45                | 4450.00                         |
|             |                         |                   |                    |                                     | 2/14/13  | 303.07                | 4449.38                         |
|             |                         |                   |                    |                                     | 8/12/13  | 303.60                | 4448.85                         |
|             |                         |                   |                    |                                     | 2/19/14  | 303.11                | 4449.34                         |
|             |                         |                   |                    |                                     | 7/24/14  | 303.48                | 4448.97                         |
|             |                         |                   |                    |                                     | 2/5/15   | 301.98                | 4450.47                         |
| 9/15/15     | 302.46                  | 4449.99           |                    |                                     |          |                       |                                 |
| 3/16/16     | 303.19                  | 4449.26           |                    |                                     |          |                       |                                 |
| 9/15/16     | 303.43                  | 4449.02           |                    |                                     |          |                       |                                 |
| 3/7/17      | 303.85                  | 4448.60           |                    |                                     |          |                       |                                 |
| 7/10/17     | 304.09                  | 4448.36           |                    |                                     |          |                       |                                 |

## APPENDIX B Groundwater Elevation Data

| Well Name     | ADWR 55 Registry Number | UTM East (meters) | UTM North (meters) | Measuring Point Elevation (ft amsl) | Date    | Depth To Water (feet) | Groundwater Elevation (ft amsl) |
|---------------|-------------------------|-------------------|--------------------|-------------------------------------|---------|-----------------------|---------------------------------|
| BMO-2008-9M   | 909255                  | 604668.669        | 3471121.675        | 4762.61                             | 8/8/08  | 287.17                | 4475.44                         |
|               |                         |                   |                    |                                     | 11/5/08 | 287.65                | 4474.96                         |
|               |                         |                   |                    |                                     | 2/26/09 | 285.65                | 4476.96                         |
|               |                         |                   |                    |                                     | 5/12/09 | 285.28                | 4477.33                         |
|               |                         |                   |                    |                                     | 8/17/09 | 286.09                | 4476.52                         |
|               |                         |                   |                    |                                     | 11/3/09 | 286.55                | 4476.06                         |
|               |                         |                   |                    |                                     | 3/4/10  | 287.45                | 4475.16                         |
|               |                         |                   |                    |                                     | 4/6/10  | 287.81                | 4474.80                         |
|               |                         |                   |                    |                                     | 7/1/10  | 288.26                | 4474.35                         |
|               |                         |                   |                    |                                     | 2/10/11 | 289.77                | 4472.84                         |
|               |                         |                   |                    |                                     | 5/13/11 | 290.47                | 4472.14                         |
|               |                         |                   |                    |                                     | 7/15/11 | 290.95                | 4471.66                         |
|               |                         |                   |                    |                                     | 2/1/12  | 293.44                | 4469.17                         |
|               |                         |                   |                    |                                     | 7/12/12 | 294.65                | 4467.96                         |
|               |                         |                   |                    |                                     | 2/13/13 | 296.67                | 4465.94                         |
|               |                         |                   |                    |                                     | 8/12/13 | 297.63                | 4464.98                         |
|               |                         |                   |                    |                                     | 2/18/14 | 293.68                | 4468.93                         |
|               |                         |                   |                    |                                     | 7/24/14 | 293.53                | 4469.08                         |
| 2/5/15        | 286.01                  | 4476.60           |                    |                                     |         |                       |                                 |
| 9/14/15       | 286.34                  | 4476.27           |                    |                                     |         |                       |                                 |
| 3/16/16       | 287.22                  | 4475.39           |                    |                                     |         |                       |                                 |
| 9/15/16       | 289.35                  | 4473.26           |                    |                                     |         |                       |                                 |
| 3/7/17        | 289.83                  | 4472.78           |                    |                                     |         |                       |                                 |
| 7/11/17       | 291.03                  | 4471.58           |                    |                                     |         |                       |                                 |
| BMO-2008-10GL | 909435                  | 605264.072        | 3471702.043        | 4792.21                             | 8/20/08 | 521.75                | 4270.46                         |
|               |                         |                   |                    |                                     | 11/5/08 | 520.50                | 4271.71                         |
|               |                         |                   |                    |                                     | 2/25/09 | 516.72                | 4275.49                         |
|               |                         |                   |                    |                                     | 5/12/09 | 514.68                | 4277.53                         |
|               |                         |                   |                    |                                     | 8/11/09 | 513.23                | 4278.98                         |
|               |                         |                   |                    |                                     | 11/2/09 | 509.43                | 4282.78                         |
|               |                         |                   |                    |                                     | 3/4/10  | 510.88                | 4281.33                         |
|               |                         |                   |                    |                                     | 4/8/10  | 506.31                | 4285.90                         |
|               |                         |                   |                    |                                     | 7/2/10  | 511.80                | 4280.41                         |
|               |                         |                   |                    |                                     | 7/13/11 | 512.16                | 4280.05                         |
|               |                         |                   |                    |                                     | 2/2/12  | 511.34                | 4280.87                         |
|               |                         |                   |                    |                                     | 7/13/12 | 510.90                | 4281.31                         |
|               |                         |                   |                    |                                     | 2/18/13 | 509.91                | 4282.30                         |
|               |                         |                   |                    |                                     | 8/13/13 | 509.32                | 4282.89                         |
|               |                         |                   |                    |                                     | 8/7/14  | 507.21                | 4285.00                         |
|               |                         |                   |                    |                                     | 2/10/15 | 463.22                | 4328.99                         |
|               |                         |                   |                    |                                     | 9/14/15 | 439.93                | 4352.28                         |
|               |                         |                   |                    |                                     | 3/16/16 | 364.33                | 4427.88                         |
| 8/17/16       | 337.26                  | 4454.95           |                    |                                     |         |                       |                                 |
| 3/7/17        | 332.86                  | 4459.35           |                    |                                     |         |                       |                                 |
| 7/11/17       | 337.89                  | 4454.32           |                    |                                     |         |                       |                                 |
| BMO-2008-10GU | 909272                  | 605267.551        | 3471731.866        | 4793.45                             | 8/4/08  | 299.28                | 4494.17                         |
|               |                         |                   |                    |                                     | 11/5/08 | 295.89                | 4497.56                         |
|               |                         |                   |                    |                                     | 2/25/09 | 289.84                | 4503.61                         |
|               |                         |                   |                    |                                     | 5/6/09  | 289.35                | 4504.10                         |
|               |                         |                   |                    |                                     | 8/11/09 | 289.09                | 4504.36                         |
|               |                         |                   |                    |                                     | 11/2/09 | 289.77                | 4503.68                         |
|               |                         |                   |                    |                                     | 3/10/10 | 289.58                | 4503.87                         |
|               |                         |                   |                    |                                     | 4/7/10  | 289.5                 | 4503.95                         |
|               |                         |                   |                    |                                     | 7/6/10  | 288.93                | 4504.52                         |
|               |                         |                   |                    |                                     | 7/13/11 | 301.02                | 4492.43                         |
|               |                         |                   |                    |                                     | 2/1/12  | 326.51                | 4466.94                         |
|               |                         |                   |                    |                                     | 7/13/12 | 328.7                 | 4464.75                         |
|               |                         |                   |                    |                                     | 8/19/13 | 283.97                | 4509.48                         |
|               |                         |                   |                    |                                     | 2/10/15 | 207.58                | 4585.87                         |
|               |                         |                   |                    |                                     | 9/14/15 | 200.36                | 4593.09                         |
|               |                         |                   |                    |                                     | 3/16/16 | 195.53                | 4597.92                         |
|               |                         |                   |                    |                                     | 8/17/16 | 201.47                | 4591.98                         |
|               |                         |                   |                    |                                     | 3/7/17  | 210.83                | 4582.62                         |
| 8/9/17        | 201.50                  | 4591.95           |                    |                                     |         |                       |                                 |



## APPENDIX B Groundwater Elevation Data

| Well Name    | ADWR 55 Registry Number | UTM East (meters) | UTM North (meters) | Measuring Point Elevation (ft amsl) | Date     | Depth To Water (feet) | Groundwater Elevation (ft amsl) |
|--------------|-------------------------|-------------------|--------------------|-------------------------------------|----------|-----------------------|---------------------------------|
| BMO-2008-11G | 909434                  | 603800.995        | 3472626.482        | 4844.67                             | 8/22/08  | 577.76                | 4266.91                         |
|              |                         |                   |                    |                                     | 11/12/08 | 576.80                | 4267.87                         |
|              |                         |                   |                    |                                     | 2/26/09  | 575.91                | 4268.76                         |
|              |                         |                   |                    |                                     | 4/8/09   | 575.46                | 4269.21                         |
|              |                         |                   |                    |                                     | 8/12/09  | 574.84                | 4269.83                         |
|              |                         |                   |                    |                                     | 11/9/09  | 573.41                | 4271.26                         |
|              |                         |                   |                    |                                     | 3/1/10   | 573.68                | 4270.99                         |
|              |                         |                   |                    |                                     | 4/9/10   | 573.56                | 4271.11                         |
|              |                         |                   |                    |                                     | 7/1/10   | 572.97                | 4271.70                         |
|              |                         |                   |                    |                                     | 2/10/11  | 571.61                | 4273.06                         |
|              |                         |                   |                    |                                     | 7/22/11  | 571.20                | 4273.47                         |
|              |                         |                   |                    |                                     | 1/31/12  | 569.83                | 4274.84                         |
|              |                         |                   |                    |                                     | 8/14/12  | 569.70                | 4274.97                         |
|              |                         |                   |                    |                                     | 2/13/13  | 568.75                | 4275.92                         |
|              |                         |                   |                    |                                     | 8/27/13  | 566.50                | 4278.17                         |
|              |                         |                   |                    |                                     | 2/19/14  | 564.68                | 4279.99                         |
|              |                         |                   |                    |                                     | 8/14/14  | 564.24                | 4280.43                         |
| 2/5/15       | 560.60                  | 4284.07           |                    |                                     |          |                       |                                 |
| 9/14/15      | 557.84                  | 4286.83           |                    |                                     |          |                       |                                 |
| 3/15/16      | 556.04                  | 4288.63           |                    |                                     |          |                       |                                 |
| 8/17/16      | 554.94                  | 4289.73           |                    |                                     |          |                       |                                 |
| 3/2/17       | 554.27                  | 4290.40           |                    |                                     |          |                       |                                 |
| 7/11/17      | 554.02                  | 4290.65           |                    |                                     |          |                       |                                 |
| BMO-2008-13B | 909551                  | 601657.612        | 3470076.358        | 4649.21                             | 10/3/08  | 206.42                | 4442.79                         |
|              |                         |                   |                    |                                     | 2/17/09  | 206.11                | 4443.10                         |
|              |                         |                   |                    |                                     | 5/6/09   | 206.32                | 4442.89                         |
|              |                         |                   |                    |                                     | 8/5/09   | 206.79                | 4442.42                         |
|              |                         |                   |                    |                                     | 10/28/09 | 207.08                | 4442.13                         |
|              |                         |                   |                    |                                     | 2/16/10  | 207.26                | 4441.95                         |
|              |                         |                   |                    |                                     | 4/14/10  | 207.27                | 4441.94                         |
|              |                         |                   |                    |                                     | 7/6/10   | 207.68                | 4441.53                         |
|              |                         |                   |                    |                                     | 2/10/11  | 208.51                | 4440.70                         |
|              |                         |                   |                    |                                     | 5/13/11  | 208.95                | 4440.26                         |
|              |                         |                   |                    |                                     | 7/15/11  | 209.36                | 4439.85                         |
|              |                         |                   |                    |                                     | 2/9/12   | 209.78                | 4439.43                         |
|              |                         |                   |                    |                                     | 7/11/12  | 210.60                | 4438.61                         |
|              |                         |                   |                    |                                     | 2/27/13  | 211.40                | 4437.81                         |
|              |                         |                   |                    |                                     | 9/4/13   | 212.15                | 4437.06                         |
|              |                         |                   |                    |                                     | 8/19/14  | 212.68                | 4436.53                         |
|              |                         |                   |                    |                                     | 2/4/15   | 212.28                | 4436.93                         |
| 9/15/15      | 212.37                  | 4436.84           |                    |                                     |          |                       |                                 |
| 3/16/16      | 211.95                  | 4437.26           |                    |                                     |          |                       |                                 |
| 9/21/16      | 212.84                  | 4436.37           |                    |                                     |          |                       |                                 |
| 3/7/17       | 213.15                  | 4436.06           |                    |                                     |          |                       |                                 |
| 8/2/17       | 213.57                  | 4435.64           |                    |                                     |          |                       |                                 |
| BMO-2008-13M | 909760                  | 601650.495        | 3470040.455        | 4647.15                             | 12/3/08  | 206.00                | 4441.15                         |
|              |                         |                   |                    |                                     | 2/17/09  | 208.74                | 4438.41                         |
|              |                         |                   |                    |                                     | 4/29/09  | 208.53                | 4438.62                         |
|              |                         |                   |                    |                                     | 8/5/09   | 208.85                | 4438.30                         |
|              |                         |                   |                    |                                     | 10/28/09 | 208.91                | 4438.24                         |
|              |                         |                   |                    |                                     | 2/16/10  | 209.16                | 4437.99                         |
|              |                         |                   |                    |                                     | 4/13/10  | 209.20                | 4437.95                         |
|              |                         |                   |                    |                                     | 7/2/10   | 209.30                | 4437.85                         |
|              |                         |                   |                    |                                     | 2/10/11  | 210.36                | 4436.79                         |
|              |                         |                   |                    |                                     | 5/13/11  | 210.50                | 4436.65                         |
|              |                         |                   |                    |                                     | 7/15/11  | 210.67                | 4436.48                         |
|              |                         |                   |                    |                                     | 2/6/12   | 210.90                | 4436.25                         |
|              |                         |                   |                    |                                     | 8/13/12  | 211.42                | 4435.73                         |
|              |                         |                   |                    |                                     | 2/15/13  | 212.13                | 4435.02                         |
|              |                         |                   |                    |                                     | 9/6/13   | 212.52                | 4434.63                         |
|              |                         |                   |                    |                                     | 8/20/14  | 213.14                | 4434.01                         |
|              |                         |                   |                    |                                     | 2/4/15   | 212.97                | 4434.18                         |
| 9/15/15      | 212.91                  | 4434.24           |                    |                                     |          |                       |                                 |
| 3/16/16      | 212.76                  | 4434.39           |                    |                                     |          |                       |                                 |
| 9/21/16      | 213.22                  | 4433.93           |                    |                                     |          |                       |                                 |
| 3/7/17       | 213.6                   | 4433.55           |                    |                                     |          |                       |                                 |
| 8/15/17      | 213.71                  | 4433.44           |                    |                                     |          |                       |                                 |

## APPENDIX B Groundwater Elevation Data

| Well Name   | ADWR 55 Registry Number | UTM East (meters) | UTM North (meters) | Measuring Point Elevation (ft amsl) | Date     | Depth To Water (feet) | Groundwater Elevation (ft amsl) |
|-------------|-------------------------|-------------------|--------------------|-------------------------------------|----------|-----------------------|---------------------------------|
| BMO-2010-1M | 219957                  | 605581.263        | 3469935.750        | 4718.55                             | 9/7/10   | 224.13                | 4494.42                         |
|             |                         |                   |                    |                                     | 11/10/10 | 222.97                | 4495.58                         |
|             |                         |                   |                    |                                     | 2/11/11  | 222.01                | 4496.54                         |
|             |                         |                   |                    |                                     | 5/12/11  | 223.08                | 4495.47                         |
|             |                         |                   |                    |                                     | 8/31/11  | 224.38                | 4494.17                         |
|             |                         |                   |                    |                                     | 12/13/11 | 222.86                | 4495.69                         |
|             |                         |                   |                    |                                     | 2/8/12   | 222.97                | 4495.58                         |
|             |                         |                   |                    |                                     | 4/24/12  | 223.87                | 4494.68                         |
|             |                         |                   |                    |                                     | 7/9/12   | 225.05                | 4493.50                         |
|             |                         |                   |                    |                                     | 10/17/12 | 225.63                | 4492.92                         |
|             |                         |                   |                    |                                     | 2/13/13  | 226.85                | 4491.70                         |
|             |                         |                   |                    |                                     | 5/8/13   | 227.45                | 4491.10                         |
|             |                         |                   |                    |                                     | 8/15/13  | 228.10                | 4490.45                         |
|             |                         |                   |                    |                                     | 11/4/13  | 224.41                | 4494.14                         |
|             |                         |                   |                    |                                     | 2/12/14  | 222.90                | 4495.65                         |
|             |                         |                   |                    |                                     | 6/2/14   | 222.80                | 4495.75                         |
|             |                         |                   |                    |                                     | 8/4/14   | 223.14                | 4495.41                         |
|             |                         |                   |                    |                                     | 11/12/14 | 219.47                | 4499.08                         |
|             |                         |                   |                    |                                     | 2/5/15   | 214.19                | 4504.36                         |
| 9/9/15      | 211.68                  | 4506.87           |                    |                                     |          |                       |                                 |
| 3/16/16     | 210.91                  | 4507.64           |                    |                                     |          |                       |                                 |
| 8/25/16     | 212.23                  | 4506.32           |                    |                                     |          |                       |                                 |
| 3/7/17      | 212.69                  | 4505.86           |                    |                                     |          |                       |                                 |
| 7/12/17     | 214.02                  | 4504.53           |                    |                                     |          |                       |                                 |
| BMO-2010-2M | 219958                  | 605685.549        | 3470564.646        | 4746.16                             | 9/7/10   | 264.13                | 4482.03                         |
|             |                         |                   |                    |                                     | 11/11/10 | 263.94                | 4482.22                         |
|             |                         |                   |                    |                                     | 2/10/11  | 264.13                | 4482.03                         |
|             |                         |                   |                    |                                     | 5/13/11  | 266.97                | 4479.19                         |
|             |                         |                   |                    |                                     | 7/14/11  | 268.05                | 4478.11                         |
|             |                         |                   |                    |                                     | 12/13/11 | 270.98                | 4475.18                         |
|             |                         |                   |                    |                                     | 1/30/12  | 271.50                | 4474.66                         |
|             |                         |                   |                    |                                     | 4/18/12  | 272.31                | 4473.85                         |
|             |                         |                   |                    |                                     | 7/9/12   | 273.20                | 4472.96                         |
|             |                         |                   |                    |                                     | 10/17/12 | 274.27                | 4471.89                         |
|             |                         |                   |                    |                                     | 2/13/13  | 275.52                | 4470.64                         |
|             |                         |                   |                    |                                     | 5/8/13   | 276.05                | 4470.11                         |
|             |                         |                   |                    |                                     | 8/15/13  | 278.76                | 4467.40                         |
|             |                         |                   |                    |                                     | 11/4/13  | 273.26                | 4472.90                         |
|             |                         |                   |                    |                                     | 2/12/14  | 271.44                | 4474.72                         |
|             |                         |                   |                    |                                     | 5/8/14   | 270.65                | 4475.51                         |
|             |                         |                   |                    |                                     | 8/14/14  | 270.78                | 4475.38                         |
|             |                         |                   |                    |                                     | 11/12/14 | 263.19                | 4482.97                         |
|             |                         |                   |                    |                                     | 2/5/15   | 259.84                | 4486.32                         |
| 9/14/15     | 260.92                  | 4485.24           |                    |                                     |          |                       |                                 |
| 3/16/16     | 261.81                  | 4484.35           |                    |                                     |          |                       |                                 |
| 9/13/16     | 264.66                  | 4481.50           |                    |                                     |          |                       |                                 |
| 3/7/17      | 265.47                  | 4480.69           |                    |                                     |          |                       |                                 |
| 7/12/17     | 267.14                  | 4479.02           |                    |                                     |          |                       |                                 |

## APPENDIX B Groundwater Elevation Data

| Well Name   | ADWR 55 Registry Number | UTM East (meters) | UTM North (meters) | Measuring Point Elevation (ft amsl) | Date     | Depth To Water (feet) | Groundwater Elevation (ft amsl) |
|-------------|-------------------------|-------------------|--------------------|-------------------------------------|----------|-----------------------|---------------------------------|
| BMO-2010-3B | 219970                  | 599977.962        | 3468347.363        | 4550.59                             | 7/28/10  | 115.38                | 4435.21                         |
|             |                         |                   |                    |                                     | 11/10/10 | 115.80                | 4434.79                         |
|             |                         |                   |                    |                                     | 1/20/11  | 115.46                | 4435.13                         |
|             |                         |                   |                    |                                     | 4/7/11   | 116.11                | 4434.48                         |
|             |                         |                   |                    |                                     | 7/13/11  | 117.30                | 4433.29                         |
|             |                         |                   |                    |                                     | 10/13/11 | 117.72                | 4432.87                         |
|             |                         |                   |                    |                                     | 2/2/12   | 117.18                | 4433.41                         |
|             |                         |                   |                    |                                     | 4/24/12  | 117.92                | 4432.67                         |
|             |                         |                   |                    |                                     | 7/5/12   | 118.84                | 4431.75                         |
|             |                         |                   |                    |                                     | 10/18/12 | 119.13                | 4431.46                         |
|             |                         |                   |                    |                                     | 1/16/13  | 118.89                | 4431.70                         |
|             |                         |                   |                    |                                     | 4/16/13  | 119.36                | 4431.23                         |
|             |                         |                   |                    |                                     | 7/23/13  | 120.02                | 4430.57                         |
|             |                         |                   |                    |                                     | 10/8/13  | 119.63                | 4430.96                         |
|             |                         |                   |                    |                                     | 1/15/14  | 118.96                | 4431.63                         |
|             |                         |                   |                    |                                     | 5/13/14  | 119.40                | 4431.19                         |
|             |                         |                   |                    |                                     | 7/15/14  | 120.06                | 4430.53                         |
|             |                         |                   |                    |                                     | 10/14/14 | 119.16                | 4431.43                         |
|             |                         |                   |                    |                                     | 1/28/15  | 118.46                | 4432.13                         |
|             |                         |                   |                    |                                     | 5/18/15  | 118.49                | 4432.10                         |
| 7/22/15     | 118.81                  | 4431.78           |                    |                                     |          |                       |                                 |
| 10/6/15     | 118.06                  | 4432.53           |                    |                                     |          |                       |                                 |
| 2/2/16      | 117.39                  | 4433.20           |                    |                                     |          |                       |                                 |
| 7/12/16     | 119.21                  | 4431.38           |                    |                                     |          |                       |                                 |
| 1/18/17     | 119.89                  | 4430.70           |                    |                                     |          |                       |                                 |
| 7/11/17     | 120.51                  | 4430.08           |                    |                                     |          |                       |                                 |
| BMO-2010-3M | 219969                  | 599970.801        | 3468353.543        | 4550.53                             | 7/30/10  | 118.63                | 4431.90                         |
|             |                         |                   |                    |                                     | 11/10/10 | 118.75                | 4431.78                         |
|             |                         |                   |                    |                                     | 1/20/11  | 118.32                | 4432.21                         |
|             |                         |                   |                    |                                     | 4/7/11   | 119.09                | 4431.44                         |
|             |                         |                   |                    |                                     | 8/25/11  | 120.74                | 4429.79                         |
|             |                         |                   |                    |                                     | 10/13/11 | 120.67                | 4429.86                         |
|             |                         |                   |                    |                                     | 2/2/12   | 119.91                | 4430.62                         |
|             |                         |                   |                    |                                     | 4/24/12  | 120.93                | 4429.60                         |
|             |                         |                   |                    |                                     | 7/5/12   | 122.05                | 4428.48                         |
|             |                         |                   |                    |                                     | 10/18/12 | 122.06                | 4428.47                         |
|             |                         |                   |                    |                                     | 1/16/13  | 121.86                | 4428.67                         |
|             |                         |                   |                    |                                     | 4/16/13  | 122.26                | 4428.27                         |
|             |                         |                   |                    |                                     | 7/23/13  | 122.97                | 4427.56                         |
|             |                         |                   |                    |                                     | 10/8/13  | 121.91                | 4428.62                         |
|             |                         |                   |                    |                                     | 1/15/14  | 120.91                | 4429.62                         |
|             |                         |                   |                    |                                     | 5/13/14  | 121.90                | 4428.63                         |
|             |                         |                   |                    |                                     | 7/15/14  | 121.92                | 4428.61                         |
|             |                         |                   |                    |                                     | 10/14/14 | 121.87                | 4428.66                         |
|             |                         |                   |                    |                                     | 1/28/15  | 120.63                | 4429.90                         |
|             |                         |                   |                    |                                     | 5/18/15  | 120.48                | 4430.05                         |
| 7/22/15     | 120.42                  | 4430.11           |                    |                                     |          |                       |                                 |
| 10/6/15     | 119.44                  | 4431.09           |                    |                                     |          |                       |                                 |
| 2/2/16      | 118.65                  | 4431.88           |                    |                                     |          |                       |                                 |
| 7/12/16     | 121.56                  | 4428.97           |                    |                                     |          |                       |                                 |
| 1/18/17     | 122.27                  | 4428.26           |                    |                                     |          |                       |                                 |
| 7/11/17     | 122.85                  | 4427.68           |                    |                                     |          |                       |                                 |
| BMO-2012-1M | 221388                  | 606097.384        | 3469746.747        | 4719.76                             | 11/13/12 | 231.90                | 4487.86                         |
|             |                         |                   |                    |                                     | 2/27/13  | 233.20                | 4486.56                         |
|             |                         |                   |                    |                                     | 5/8/13   | 233.97                | 4485.79                         |
|             |                         |                   |                    |                                     | 8/14/13  | 233.96                | 4485.80                         |
|             |                         |                   |                    |                                     | 11/1/13  | 230.44                | 4489.32                         |
|             |                         |                   |                    |                                     | 2/13/14  | 229.85                | 4489.91                         |
|             |                         |                   |                    |                                     | 5/8/14   | 229.89                | 4489.87                         |
|             |                         |                   |                    |                                     | 7/22/14  | 229.94                | 4489.82                         |
|             |                         |                   |                    |                                     | 11/13/14 | 225.37                | 4494.39                         |
|             |                         |                   |                    |                                     | 2/4/15   | 222.57                | 4497.19                         |
|             |                         |                   |                    |                                     | 9/10/15  | 221.60                | 4498.16                         |
|             |                         |                   |                    |                                     | 3/3/16   | 214.86                | 4504.90                         |
|             |                         |                   |                    |                                     | 8/17/16  | 215.57                | 4504.19                         |
|             |                         |                   |                    |                                     | 3/2/17   | 216.10                | 4503.66                         |
| 7/24/17     | 217.59                  | 4502.17           |                    |                                     |          |                       |                                 |
| 8/21/17     | 217.55                  | 4502.21           |                    |                                     |          |                       |                                 |

## APPENDIX B Groundwater Elevation Data

| Well Name    | ADWR 55 Registry Number | UTM East (meters) | UTM North (meters) | Measuring Point Elevation (ft amsl) | Date     | Depth To Water (feet) | Groundwater Elevation (ft amsl) |
|--------------|-------------------------|-------------------|--------------------|-------------------------------------|----------|-----------------------|---------------------------------|
| BMO-2014-1BL | 917394                  | 600563.194        | 3468234.798        | 4557.18                             | 11/7/14  | 123.03                | 4434.15                         |
|              |                         |                   |                    | 4558.45                             | 1/29/15  | 123.53                | 4434.92                         |
|              |                         |                   |                    |                                     | 4/15/15  | 123.45                | 4435.00                         |
|              |                         |                   |                    |                                     | 5/18/15  | 123.93                | 4434.52                         |
|              |                         |                   |                    |                                     | 7/29/15  | 124.22                | 4434.23                         |
|              |                         |                   |                    |                                     | 10/7/15  | 123.58                | 4434.87                         |
|              |                         |                   |                    |                                     | 2/4/16   | 123.17                | 4435.28                         |
|              |                         |                   |                    |                                     | 4/6/16   | 123.61                | 4434.84                         |
|              |                         |                   |                    |                                     | 7/14/16  | 124.85                | 4433.60                         |
|              |                         |                   |                    |                                     | 11/2/16  | 124.93                | 4433.52                         |
| 1/24/17      | 124.57                  | 4433.88           |                    |                                     |          |                       |                                 |
| 7/13/17      | 126.19                  | 4432.26           |                    |                                     |          |                       |                                 |
| BMO-2014-1BU | 917393                  | 600570.805        | 3468231.440        | 4557.18                             | 11/13/14 | 123.51                | 4433.67                         |
|              |                         |                   |                    | 4558.54                             | 1/28/15  | 123.74                | 4434.80                         |
|              |                         |                   |                    |                                     | 4/15/15  | 123.90                | 4434.64                         |
|              |                         |                   |                    |                                     | 5/18/15  | 124.42                | 4434.12                         |
|              |                         |                   |                    |                                     | 7/29/15  | 124.65                | 4433.89                         |
|              |                         |                   |                    |                                     | 10/7/15  | 123.97                | 4434.57                         |
|              |                         |                   |                    |                                     | 2/4/16   | 123.43                | 4435.11                         |
|              |                         |                   |                    |                                     | 4/6/16   | 123.90                | 4434.64                         |
|              |                         |                   |                    |                                     | 7/14/16  | 125.23                | 4433.31                         |
|              |                         |                   |                    |                                     | 11/2/16  | 125.32                | 4433.22                         |
| 1/24/17      | 124.86                  | 4433.68           |                    |                                     |          |                       |                                 |
| 7/13/17      | 126.42                  | 4432.12           |                    |                                     |          |                       |                                 |
| BMO-2014-2BL | 917452                  | 600784.872        | 3468183.921        | 4560.31                             | 11/20/14 | 126.15                | 4434.16                         |
|              |                         |                   |                    | 4561.80                             | 1/29/15  | 126.74                | 4435.06                         |
|              |                         |                   |                    |                                     | 4/15/15  | 126.70                | 4435.10                         |
|              |                         |                   |                    |                                     | 5/18/15  | 127.18                | 4434.62                         |
|              |                         |                   |                    |                                     | 7/29/15  | 127.43                | 4434.37                         |
|              |                         |                   |                    |                                     | 10/7/15  | 126.90                | 4434.90                         |
|              |                         |                   |                    |                                     | 2/4/16   | 126.68                | 4435.12                         |
|              |                         |                   |                    |                                     | 4/6/16   | 126.77                | 4435.03                         |
|              |                         |                   |                    |                                     | 7/14/16  | 127.85                | 4433.95                         |
|              |                         |                   |                    |                                     | 11/2/16  | 128.39                | 4433.41                         |
| 1/24/17      | 127.73                  | 4434.07           |                    |                                     |          |                       |                                 |
| 9/6/17       | 128.56                  | 4433.24           |                    |                                     |          |                       |                                 |
| BMO-2014-2BU | 917453                  | 600788.520        | 3468192.762        | 4560.31                             | 12/1/14  | 126.73                | 4433.58                         |
|              |                         |                   |                    | 4561.85                             | 1/30/15  | 126.73                | 4435.12                         |
|              |                         |                   |                    |                                     | 4/15/15  | 126.65                | 4435.20                         |
|              |                         |                   |                    |                                     | 5/18/15  | 127.21                | 4434.64                         |
|              |                         |                   |                    |                                     | 7/29/15  | 127.49                | 4434.36                         |
|              |                         |                   |                    |                                     | 10/7/15  | 126.94                | 4434.91                         |
|              |                         |                   |                    |                                     | 2/4/16   | 126.56                | 4435.29                         |
|              |                         |                   |                    |                                     | 4/6/16   | 126.81                | 4435.04                         |
|              |                         |                   |                    |                                     | 7/14/16  | 127.93                | 4433.92                         |
|              |                         |                   |                    |                                     | 11/2/16  | 128.37                | 4433.48                         |
| 1/24/17      | 127.75                  | 4434.10           |                    |                                     |          |                       |                                 |
| 7/13/17      | 129.07                  | 4432.78           |                    |                                     |          |                       |                                 |
| BMO-2014-3BL | 917527                  | 600822.399        | 3467786.416        | 4572.213                            | 2/13/15  | 136.57                | 4435.64                         |
|              |                         |                   |                    | 4573.765                            | 4/15/15  | 138.35                | 4435.42                         |
|              |                         |                   |                    |                                     | 5/18/15  | 138.64                | 4435.13                         |
|              |                         |                   |                    |                                     | 7/29/15  | 138.86                | 4434.91                         |
|              |                         |                   |                    |                                     | 10/7/15  | 138.51                | 4435.26                         |
|              |                         |                   |                    |                                     | 2/4/16   | 138.14                | 4435.63                         |
|              |                         |                   |                    |                                     | 4/6/16   | 138.39                | 4435.38                         |
|              |                         |                   |                    |                                     | 7/14/16  | 139.44                | 4434.33                         |
|              |                         |                   |                    |                                     | 11/2/16  | 139.66                | 4434.11                         |
| 1/25/17      | 139.54                  | 4434.23           |                    |                                     |          |                       |                                 |
| 7/13/17      | 140.74                  | 4433.03           |                    |                                     |          |                       |                                 |



## APPENDIX B Groundwater Elevation Data

| Well Name    | ADWR 55 Registry Number | UTM East (meters) | UTM North (meters) | Measuring Point Elevation (ft amsl) | Date    | Depth To Water (feet) | Groundwater Elevation (ft amsl) |
|--------------|-------------------------|-------------------|--------------------|-------------------------------------|---------|-----------------------|---------------------------------|
| BMO-2014-3BU | 917494                  | 600810.534        | 3467787.733        | 4572.213                            | 2/24/15 | 137.91                | 4434.30                         |
|              |                         |                   |                    | 4574.887                            | 4/15/15 | 139.45                | 4435.44                         |
|              |                         |                   |                    |                                     | 5/18/15 | 139.74                | 4435.15                         |
|              |                         |                   |                    |                                     | 7/29/15 | 140.03                | 4434.86                         |
|              |                         |                   |                    |                                     | 10/7/15 | 139.64                | 4435.25                         |
|              |                         |                   |                    |                                     | 2/4/16  | 139.20                | 4435.69                         |
|              |                         |                   |                    |                                     | 4/6/16  | 139.48                | 4435.41                         |
|              |                         |                   |                    |                                     | 7/14/16 | 140.55                | 4434.34                         |
|              |                         |                   |                    |                                     | 11/2/16 | 140.83                | 4434.06                         |
|              |                         |                   |                    |                                     | 1/25/17 | 140.66                | 4434.23                         |
| 7/13/17      | 140.80                  | 4434.09           |                    |                                     |         |                       |                                 |
| BMO-2014-4B  | 917620                  | 600508.792        | 3468581.267        | 4566.453                            | 3/4/15  | 132.43                | 4434.02                         |
|              |                         |                   |                    | 4567.672                            | 4/14/15 | 133.60                | 4434.07                         |
|              |                         |                   |                    |                                     | 5/18/15 | 133.85                | 4433.82                         |
|              |                         |                   |                    |                                     | 7/23/15 | 134.27                | 4433.40                         |
|              |                         |                   |                    |                                     | 10/6/15 | 133.74                | 4433.93                         |
|              |                         |                   |                    |                                     | 2/3/16  | 133.04                | 4434.63                         |
|              |                         |                   |                    |                                     | 4/5/16  | 133.25                | 4434.42                         |
|              |                         |                   |                    |                                     | 7/13/16 | 134.64                | 4433.03                         |
|              |                         |                   |                    |                                     | 11/1/16 | 134.87                | 4432.80                         |
|              |                         |                   |                    |                                     | 1/23/17 | 134.41                | 4433.26                         |
| 7/12/17      | 135.68                  | 4431.99           |                    |                                     |         |                       |                                 |
| BMO-2014-4BL | 917619                  | 600498.091        | 3468566.229        | 4566.453                            | 3/1/15  | 131.89                | 4434.56                         |
|              |                         |                   |                    | 4567.045                            | 4/14/15 | 132.95                | 4434.10                         |
|              |                         |                   |                    |                                     | 5/18/15 | 133.23                | 4433.82                         |
|              |                         |                   |                    |                                     | 7/23/15 | 133.67                | 4433.38                         |
|              |                         |                   |                    |                                     | 10/6/15 | 133.16                | 4433.89                         |
|              |                         |                   |                    |                                     | 2/3/16  | 132.43                | 4434.62                         |
|              |                         |                   |                    |                                     | 4/5/16  | 132.67                | 4434.38                         |
|              |                         |                   |                    |                                     | 8/25/16 | 133.82                | 4433.23                         |
|              |                         |                   |                    |                                     | 11/1/16 | 134.30                | 4432.75                         |
|              |                         |                   |                    |                                     | 1/23/17 | 133.85                | 4433.20                         |
| 7/12/17      | 135.10                  | 4431.95           |                    |                                     |         |                       |                                 |
| BMO-2015-1B  | 917622                  | 600261.991        | 3468563.389        | 4561.382                            | 3/15/15 | 128.05                | 4433.33                         |
|              |                         |                   |                    | 4562.063                            | 4/14/15 | 129.10                | 4432.96                         |
|              |                         |                   |                    |                                     | 5/18/15 | 129.24                | 4432.82                         |
|              |                         |                   |                    |                                     | 7/23/15 | 129.62                | 4432.44                         |
|              |                         |                   |                    |                                     | 10/6/15 | 129.02                | 4433.04                         |
|              |                         |                   |                    |                                     | 2/3/16  | 128.41                | 4433.65                         |
|              |                         |                   |                    |                                     | 4/5/16  | 128.45                | 4433.61                         |
|              |                         |                   |                    |                                     | 8/25/16 | 130.05                | 4432.01                         |
|              |                         |                   |                    |                                     | 11/1/16 | 130.38                | 4431.68                         |
|              |                         |                   |                    |                                     | 1/23/17 | 130.28                | 4431.78                         |
| 7/12/17      | 131.14                  | 4430.92           |                    |                                     |         |                       |                                 |
| BMO-2015-1BL | 917621                  | 600272.479        | 3468583.092        | 4561.382                            | 3/12/15 | 129.10                | 4432.28                         |
|              |                         |                   |                    | 4563.402                            | 4/14/15 | 130.45                | 4432.95                         |
|              |                         |                   |                    |                                     | 5/18/15 | 130.59                | 4432.81                         |
|              |                         |                   |                    |                                     | 7/23/15 | 130.98                | 4432.42                         |
|              |                         |                   |                    |                                     | 10/6/15 | 130.30                | 4433.10                         |
|              |                         |                   |                    |                                     | 2/3/16  | 129.75                | 4433.65                         |
|              |                         |                   |                    |                                     | 4/5/16  | 129.81                | 4433.59                         |
|              |                         |                   |                    |                                     | 7/13/16 | 131.31                | 4432.09                         |
|              |                         |                   |                    |                                     | 11/1/16 | 131.66                | 4431.74                         |
|              |                         |                   |                    |                                     | 1/23/17 | 131.58                | 4431.82                         |
| 7/12/17      | 132.46                  | 4430.94           |                    |                                     |         |                       |                                 |
| BMO-2015-2B  | 917827                  | 600267.799        | 3468996.635        | 4579.624                            | 3/19/15 | 147.17                | 4432.45                         |
|              |                         |                   |                    | 4582.082                            | 4/14/15 | 149.05                | 4433.03                         |
|              |                         |                   |                    |                                     | 5/18/15 | 149.18                | 4432.90                         |
|              |                         |                   |                    |                                     | 7/23/15 | 149.47                | 4432.61                         |
|              |                         |                   |                    |                                     | 10/6/15 | 148.94                | 4433.14                         |
|              |                         |                   |                    |                                     | 2/3/16  | 148.45                | 4433.63                         |
|              |                         |                   |                    |                                     | 4/5/16  | 148.37                | 4433.71                         |
|              |                         |                   |                    |                                     | 7/13/16 | 149.88                | 4432.20                         |
|              |                         |                   |                    |                                     | 11/1/16 | 150.30                | 4431.78                         |
|              |                         |                   |                    |                                     | 1/23/17 | 150.12                | 4431.96                         |
| 7/12/17      | 150.99                  | 4431.09           |                    |                                     |         |                       |                                 |

## APPENDIX B Groundwater Elevation Data

| Well Name    | ADWR 55 Registry Number | UTM East (meters)       | UTM North (meters)       | Measuring Point Elevation (ft amsl) | Date     | Depth To Water (feet) | Groundwater Elevation (ft amsl) |
|--------------|-------------------------|-------------------------|--------------------------|-------------------------------------|----------|-----------------------|---------------------------------|
| BMO-2015-2BL | 917828                  | 600252.069              | 3468983.910              | 4579.624                            | 3/26/15  | 146.43                | 4433.19                         |
|              |                         |                         |                          | 4580.644                            | 4/14/15  | 147.60                | 4433.04                         |
|              |                         |                         |                          |                                     | 5/18/15  | 147.82                | 4432.82                         |
|              |                         |                         |                          |                                     | 7/23/15  | 148.12                | 4432.52                         |
|              |                         |                         |                          |                                     | 10/6/15  | 147.56                | 4433.08                         |
|              |                         |                         |                          |                                     | 2/3/16   | 147.06                | 4433.58                         |
|              |                         |                         |                          |                                     | 4/5/16   | 146.99                | 4433.65                         |
|              |                         |                         |                          |                                     | 7/13/16  | 148.52                | 4432.12                         |
|              |                         |                         |                          |                                     | 11/1/16  | 149.00                | 4431.64                         |
|              |                         |                         |                          |                                     | 1/23/17  | 148.80                | 4431.84                         |
| 7/12/17      | 149.64                  | 4431.00                 |                          |                                     |          |                       |                                 |
| BOOTH        | 914931                  | 601132.466              | 3468049.945              | 4568.21                             | 1/15/13  | 131.47                | 4436.74                         |
|              |                         |                         |                          |                                     | 4/19/13  | 132.04                | 4436.17                         |
|              |                         |                         |                          |                                     | 10/18/13 | 132.56                | 4435.65                         |
| BURKE        | 212268                  | 602230.087              | 3473029.816              | 4856.30                             | 4/22/08  | 606.55                | 4249.75                         |
|              |                         |                         |                          |                                     | 8/5/08   | 605.86                | 4250.44                         |
|              |                         |                         |                          |                                     | 10/28/08 | 604.88                | 4251.42                         |
|              |                         |                         |                          |                                     | 2/19/09  | 603.91                | 4252.39                         |
|              |                         |                         |                          |                                     | 4/28/09  | 603.70                | 4252.60                         |
|              |                         |                         |                          |                                     | 8/19/09  | 602.66                | 4253.64                         |
|              |                         |                         |                          |                                     | 10/10/13 | 601.06                | 4255.24                         |
|              |                         |                         |                          |                                     | 1/8/14   | 592.90                | 4263.40                         |
|              |                         |                         |                          |                                     | 4/16/14  | 592.51                | 4263.79                         |
|              |                         |                         |                          |                                     | 7/21/14  | 592.35                | 4263.95                         |
| 10/21/14     | 594.68                  | 4261.62                 |                          |                                     |          |                       |                                 |
| 8/3/15       | 587.06                  | 4269.24                 |                          |                                     |          |                       |                                 |
| COB MW-1     | 903992                  | 603153.259              | 3469889.889              | 4683.26                             | 2/22/08  | 232.47                | 4450.79                         |
|              |                         |                         |                          |                                     | 5/20/08  | 233.12                | 4450.14                         |
|              |                         |                         |                          |                                     | 7/30/08  | 233.37                | 4449.89                         |
|              |                         |                         |                          |                                     | 10/23/08 | 233.62                | 4449.64                         |
|              |                         |                         |                          |                                     | 2/12/09  | 234.05                | 4449.21                         |
|              |                         |                         |                          |                                     | 4/21/09  | 234.99                | 4448.27                         |
|              |                         |                         |                          |                                     | 7/22/09  | 234.34                | 4448.92                         |
|              |                         |                         |                          |                                     | 10/22/09 | 234.69                | 4448.57                         |
|              |                         |                         |                          |                                     | 2/4/10   | 235.15                | 4448.11                         |
|              |                         |                         |                          |                                     | 4/20/10  | 235.47                | 4447.79                         |
|              |                         |                         |                          |                                     | 7/13/10  | 235.68                | 4447.58                         |
|              |                         |                         |                          |                                     | 7/14/11  | 236.98                | 4446.28                         |
|              |                         |                         |                          |                                     | 7/12/12  | 238.24                | 4445.02                         |
|              |                         |                         |                          |                                     | 2/5/13   | 239.11                | 4444.15                         |
|              |                         |                         |                          |                                     | 7/11/13  | 239.67                | 4443.59                         |
| 7/9/14       | 240.03                  | 4443.23                 |                          |                                     |          |                       |                                 |
| 2/4/15       | 239.46                  | 4443.80                 |                          |                                     |          |                       |                                 |
| 7/27/15      | 239.83                  | 4443.43                 |                          |                                     |          |                       |                                 |
| COB MW-1B    | 225906                  | 603153.259 <sup>2</sup> | 3469889.889 <sup>2</sup> | 4683.26 <sup>2</sup>                | 7/20/16  | 240.06                | 4443.20                         |
|              |                         |                         |                          |                                     | 1/19/17  | 239.90                | 4443.36                         |
|              |                         |                         |                          |                                     | 7/19/17  | 240.27                | 4442.99                         |

## APPENDIX B Groundwater Elevation Data

| Well Name | ADWR 55 Registry Number | UTM East (meters) | UTM North (meters) | Measuring Point Elevation (ft amsl) | Date     | Depth To Water (feet) | Groundwater Elevation (ft amsl) |
|-----------|-------------------------|-------------------|--------------------|-------------------------------------|----------|-----------------------|---------------------------------|
| COB MW-2  | 903984                  | 600973.257        | 3468114.836        | 4566.21                             | 2/22/08  | 122.85                | 4443.36                         |
|           |                         |                   |                    |                                     | 5/20/08  | 123.00                | 4443.21                         |
|           |                         |                   |                    |                                     | 7/30/08  | 123.53                | 4442.68                         |
|           |                         |                   |                    |                                     | 10/23/08 | 124.02                | 4442.19                         |
|           |                         |                   |                    |                                     | 2/12/09  | 123.39                | 4442.82                         |
|           |                         |                   |                    |                                     | 4/23/09  | 124.16                | 4442.05                         |
|           |                         |                   |                    |                                     | 7/22/09  | 124.91                | 4441.30                         |
|           |                         |                   |                    |                                     | 10/22/09 | 125.33                | 4440.88                         |
|           |                         |                   |                    |                                     | 3/3/10   | 124.93                | 4441.28                         |
|           |                         |                   |                    |                                     | 4/26/10  | 125.47                | 4440.74                         |
|           |                         |                   |                    |                                     | 7/13/10  | 126.54                | 4439.67                         |
|           |                         |                   |                    |                                     | 1/20/11  | 126.46                | 4439.75                         |
|           |                         |                   |                    |                                     | 7/14/11  | 128.17                | 4438.04                         |
|           |                         |                   |                    |                                     | 1/31/12  | 128.04                | 4438.17                         |
|           |                         |                   |                    |                                     | 7/12/12  | 129.58                | 4436.63                         |
|           |                         |                   |                    |                                     | 1/9/13   | 129.28                | 4436.93                         |
|           |                         |                   |                    |                                     | 7/25/13  | 130.21                | 4436.00                         |
|           |                         |                   |                    |                                     | 1/6/14   | 130.11                | 4436.10                         |
|           |                         |                   |                    |                                     | 7/9/14   | 131.32                | 4434.89                         |
|           |                         |                   |                    |                                     | 2/4/15   | 126.60                | 4439.61                         |
| 5/28/15   | 130.39                  | 4435.82           |                    |                                     |          |                       |                                 |
| 7/27/15   | 130.32                  | 4435.89           |                    |                                     |          |                       |                                 |
| 10/7/15   | 129.96                  | 4436.25           |                    |                                     |          |                       |                                 |
| 1/11/16   | 129.56                  | 4436.65           |                    |                                     |          |                       |                                 |
| 7/20/16   | 130.90                  | 4435.31           |                    |                                     |          |                       |                                 |
| 1/19/17   | 130.99                  | 4435.22           |                    |                                     |          |                       |                                 |
| 7/19/17   | 131.90                  | 4434.31           |                    |                                     |          |                       |                                 |
| COB MW-3  | 906823                  | 599169.225        | 3468726.000        | 4538.63                             | 2/28/08  | 120.84                | 4417.79                         |
|           |                         |                   |                    |                                     | 5/20/08  | 125.00                | 4413.63                         |
|           |                         |                   |                    |                                     | 7/30/08  | 118.50                | 4420.13                         |
|           |                         |                   |                    |                                     | 10/23/08 | 117.93                | 4420.70                         |
|           |                         |                   |                    |                                     | 2/12/09  | 110.91                | 4427.72                         |
|           |                         |                   |                    |                                     | 4/23/09  | 125.13                | 4413.50                         |
|           |                         |                   |                    |                                     | 7/22/09  | 124.09                | 4414.54                         |
|           |                         |                   |                    |                                     | 10/22/09 | 118.03                | 4420.60                         |
|           |                         |                   |                    |                                     | 3/3/10   | 120.14                | 4418.49                         |
|           |                         |                   |                    |                                     | 4/26/10  | 123.12                | 4415.51                         |
|           |                         |                   |                    |                                     | 7/13/10  | 128.60                | 4410.03                         |
|           |                         |                   |                    |                                     | 7/14/11  | 132.41                | 4406.22                         |
|           |                         |                   |                    |                                     | 7/12/12  | 133.89                | 4404.74                         |
|           |                         |                   |                    |                                     | 2/5/13   | 123.68                | 4414.95                         |
|           |                         |                   |                    |                                     | 7/25/13  | 129.05                | 4409.58                         |
|           |                         |                   |                    |                                     | 1/6/14   | 127.52                | 4411.11                         |
|           |                         |                   |                    |                                     | 7/9/14   | 124.19                | 4414.44                         |
|           |                         |                   |                    |                                     | 2/4/15   | 115.11                | 4423.52                         |
|           |                         |                   |                    |                                     | 7/27/15  | 118.39                | 4420.24                         |
|           |                         |                   |                    |                                     | 10/7/15  | 114.37                | 4424.26                         |
| 1/11/16   | 112.93                  | 4425.70           |                    |                                     |          |                       |                                 |
| 7/20/16   | 120.25                  | 4418.38           |                    |                                     |          |                       |                                 |
| 1/27/17   | 126.14                  | 4412.49           |                    |                                     |          |                       |                                 |
| 7/19/17   | 120.70                  | 4417.93           |                    |                                     |          |                       |                                 |

## APPENDIX B Groundwater Elevation Data

| Well Name | ADWR 55 Registry Number | UTM East (meters) | UTM North (meters) | Measuring Point Elevation (ft amsl) | Date     | Depth To Water (feet) | Groundwater Elevation (ft amsl) |
|-----------|-------------------------|-------------------|--------------------|-------------------------------------|----------|-----------------------|---------------------------------|
| COB WL    | 593116                  | 606357.506        | 3472502.012        | 4832.06                             | 2/22/08  | 56.50                 | 4775.56                         |
|           |                         |                   |                    |                                     | 5/20/08  | 57.50                 | 4774.56                         |
|           |                         |                   |                    |                                     | 7/30/08  | 58.64                 | 4773.42                         |
|           |                         |                   |                    |                                     | 10/23/08 | 58.76                 | 4773.30                         |
|           |                         |                   |                    |                                     | 2/12/09  | 58.89                 | 4773.17                         |
|           |                         |                   |                    |                                     | 4/23/09  | 59.73                 | 4772.33                         |
|           |                         |                   |                    |                                     | 7/22/09  | 61.27                 | 4770.79                         |
|           |                         |                   |                    |                                     | 10/22/09 | 62.82                 | 4769.24                         |
|           |                         |                   |                    |                                     | 3/3/10   | 65.24                 | 4766.82                         |
|           |                         |                   |                    |                                     | 4/26/10  | 66.13                 | 4765.93                         |
|           |                         |                   |                    |                                     | 7/13/10  | 67.52                 | 4764.54                         |
|           |                         |                   |                    |                                     | 7/14/11  | 73.86                 | 4758.20                         |
|           |                         |                   |                    |                                     | 7/12/12  | 78.85                 | 4753.21                         |
|           |                         |                   |                    |                                     | 2/5/13   | 82.41                 | 4749.65                         |
|           |                         |                   |                    |                                     | 7/25/13  | 81.36                 | 4750.70                         |
|           |                         |                   |                    |                                     | 7/9/14   | 78.12                 | 4753.94                         |
|           |                         |                   |                    |                                     | 2/4/15   | 58.14                 | 4773.92                         |
| 7/27/15   | 80.09                   | 4751.97           |                    |                                     |          |                       |                                 |
| 1/11/16   | 81.72                   | 4750.34           |                    |                                     |          |                       |                                 |
| 7/20/16   | 84.80                   | 4747.26           |                    |                                     |          |                       |                                 |
| 1/25/17   | 87.06                   | 4745.00           |                    |                                     |          |                       |                                 |
| 7/14/17   | 89.96                   | 4742.10           |                    |                                     |          |                       |                                 |
| COLLINS   | 565260                  | 602551.286        | 3471341.335        | 4733.72                             | 2/12/08  | 289.47                | 4444.25                         |
|           |                         |                   |                    |                                     | 5/29/08  | 288.53                | 4445.19                         |
|           |                         |                   |                    |                                     | 7/31/08  | 290.08                | 4443.64                         |
|           |                         |                   |                    |                                     | 10/20/08 | 290.15                | 4443.57                         |
|           |                         |                   |                    |                                     | 4/21/09  | 290.66                | 4443.06                         |
|           |                         |                   |                    |                                     | 7/20/09  | 290.78                | 4442.94                         |
|           |                         |                   |                    |                                     | 10/20/09 | 290.52                | 4443.20                         |
|           |                         |                   |                    |                                     | 2/2/10   | 291.64                | 4442.08                         |
| 4/23/10   | 291.96                  | 4441.76           |                    |                                     |          |                       |                                 |
| 7/20/10   | 292.21                  | 4441.51           |                    |                                     |          |                       |                                 |
| COOPER C  | 637069                  | 601349.987        | 3468913.011        | 4599.14                             | 3/4/08   | 155.08                | 4444.06                         |
|           |                         |                   |                    |                                     | 5/5/08   | 155.34                | 4443.80                         |
|           |                         |                   |                    |                                     | 7/15/08  | 156.01                | 4443.13                         |
|           |                         |                   |                    |                                     | 10/16/08 | 155.85                | 4443.29                         |
|           |                         |                   |                    |                                     | 1/27/09  | 155.62                | 4443.52                         |
|           |                         |                   |                    |                                     | 4/14/09  | 155.86                | 4443.28                         |
|           |                         |                   |                    |                                     | 7/14/09  | 156.50                | 4442.64                         |
|           |                         |                   |                    |                                     | 10/12/09 | 156.89                | 4442.25                         |
|           |                         |                   |                    |                                     | 1/27/10  | 157.03                | 4442.11                         |
|           |                         |                   |                    |                                     | 4/22/10  | 157.31                | 4441.83                         |
|           |                         |                   |                    |                                     | 7/21/10  | 158.00                | 4441.14                         |
|           |                         |                   |                    |                                     | 10/20/10 | 158.41                | 4440.73                         |
|           |                         |                   |                    |                                     | 1/17/11  | 158.37                | 4440.77                         |
|           |                         |                   |                    |                                     | 4/11/11  | 158.74                | 4440.40                         |
|           |                         |                   |                    |                                     | 8/26/11  | 159.51                | 4439.63                         |
|           |                         |                   |                    |                                     | 10/13/11 | 159.81                | 4439.33                         |
|           |                         |                   |                    |                                     | 2/1/12   | 159.80                | 4439.34                         |
|           |                         |                   |                    |                                     | 4/25/12  | 160.26                | 4438.88                         |
|           |                         |                   |                    |                                     | 7/12/12  | 160.88                | 4438.26                         |
|           |                         |                   |                    |                                     | 10/10/12 | 161.10                | 4438.04                         |
|           |                         |                   |                    |                                     | 2/27/13  | 161.40                | 4437.74                         |
|           |                         |                   |                    |                                     | 5/8/13   | 161.70                | 4437.44                         |
|           |                         |                   |                    |                                     | 8/13/13  | 162.07                | 4437.07                         |
|           |                         |                   |                    |                                     | 11/1/13  | 162.23                | 4436.91                         |
| 2/10/14   | 161.90                  | 4437.24           |                    |                                     |          |                       |                                 |
| 5/7/14    | 162.63                  | 4436.51           |                    |                                     |          |                       |                                 |
| 7/21/14   | 162.67                  | 4436.47           |                    |                                     |          |                       |                                 |
| 11/13/14  | 162.48                  | 4436.66           |                    |                                     |          |                       |                                 |
| 5/19/15   | 162.14                  | 4437.00           |                    |                                     |          |                       |                                 |
| 9/10/15   | 162.14                  | 4437.00           |                    |                                     |          |                       |                                 |
| 10/21/15  | 162.17                  | 4436.97           |                    |                                     |          |                       |                                 |
| 3/16/16   | 161.76                  | 4437.38           |                    |                                     |          |                       |                                 |
| 8/18/16   | 162.78                  | 4436.36           |                    |                                     |          |                       |                                 |
| 7/13/17   | 162.68                  | 4436.46           |                    |                                     |          |                       |                                 |



## APPENDIX B Groundwater Elevation Data

| Well Name    | ADWR 55 Registry Number | UTM East (meters) | UTM North (meters) | Measuring Point Elevation (ft amsl) | Date     | Depth To Water (feet) | Groundwater Elevation (ft amsl) |
|--------------|-------------------------|-------------------|--------------------|-------------------------------------|----------|-----------------------|---------------------------------|
| DODSON       | 644927                  | 605594.560        | 3469063.772        | 4686.34                             | 5/12/08  | 81.38                 | 4604.96                         |
|              |                         |                   |                    |                                     | 7/24/08  | 82.20                 | 4604.14                         |
|              |                         |                   |                    |                                     | 10/13/08 | 81.82                 | 4604.52                         |
|              |                         |                   |                    |                                     | 1/22/09  | 82.33                 | 4604.01                         |
|              |                         |                   |                    |                                     | 4/9/09   | 82.84                 | 4603.50                         |
|              |                         |                   |                    |                                     | 7/8/09   | 86.88                 | 4599.46                         |
|              |                         |                   |                    |                                     | 10/6/09  | 87.27                 | 4599.07                         |
|              |                         |                   |                    |                                     | 1/21/10  | 88.54                 | 4597.80                         |
|              |                         |                   |                    |                                     | 4/19/10  | 89.53                 | 4596.81                         |
|              |                         |                   |                    |                                     | 7/20/10  | 90.79                 | 4595.55                         |
|              |                         |                   |                    |                                     | 10/18/10 | 90.33                 | 4596.01                         |
|              |                         |                   |                    |                                     | 1/19/11  | 90.34                 | 4596.00                         |
|              |                         |                   |                    |                                     | 4/5/11   | 91.05                 | 4595.29                         |
|              |                         |                   |                    |                                     | 7/12/11  | 92.07                 | 4594.27                         |
|              |                         |                   |                    |                                     | 10/10/11 | 93.11                 | 4593.23                         |
|              |                         |                   |                    |                                     | 1/31/12  | 93.68                 | 4592.66                         |
|              |                         |                   |                    |                                     | 4/12/12  | 94.19                 | 4592.15                         |
|              |                         |                   |                    |                                     | 10/4/12  | 97.80                 | 4588.54                         |
|              |                         |                   |                    |                                     | 1/18/13  | 99.73                 | 4586.61                         |
|              |                         |                   |                    |                                     | 4/9/13   | 98.09                 | 4588.25                         |
|              |                         |                   |                    |                                     | 7/9/13   | 98.38                 | 4587.96                         |
|              |                         |                   |                    |                                     | 10/9/13  | 92.69                 | 4593.65                         |
| 1/9/14       | 93.21                   | 4593.13           |                    |                                     |          |                       |                                 |
| 4/15/14      | 94.64                   | 4591.70           |                    |                                     |          |                       |                                 |
| 7/14/14      | 95.43                   | 4590.91           |                    |                                     |          |                       |                                 |
| 10/16/14     | 97.22                   | 4589.12           |                    |                                     |          |                       |                                 |
| 1/26/15      | 95.81                   | 4590.53           |                    |                                     |          |                       |                                 |
| 7/23/15      | 97.32                   | 4589.02           |                    |                                     |          |                       |                                 |
| 1/12/16      | 99.34                   | 4587.00           |                    |                                     |          |                       |                                 |
| 7/18/16      | 103.91                  | 4582.43           |                    |                                     |          |                       |                                 |
| 7/17/17      | 103.07                  | 4583.27           |                    |                                     |          |                       |                                 |
| DOUGLASS 791 | 592791                  | 607632.993        | 3470222.677        | 4703.27                             | 2/13/08  | 22.11                 | 4681.16                         |
|              |                         |                   |                    |                                     | 5/13/08  | 24.60                 | 4678.67                         |
|              |                         |                   |                    |                                     | 7/22/08  | 27.00                 | 4676.27                         |
|              |                         |                   |                    |                                     | 10/16/08 | 23.60                 | 4679.67                         |
|              |                         |                   |                    |                                     | 1/19/09  | 26.51                 | 4676.76                         |
|              |                         |                   |                    |                                     | 4/8/09   | 28.53                 | 4674.74                         |
|              |                         |                   |                    |                                     | 7/7/09   | 31.04                 | 4672.23                         |
|              |                         |                   |                    |                                     | 10/5/09  | 31.49                 | 4671.78                         |
|              |                         |                   |                    |                                     | 1/21/10  | 34.55                 | 4668.72                         |
|              |                         |                   |                    |                                     | 4/19/10  | 36.40                 | 4666.87                         |
|              |                         |                   |                    |                                     | 7/12/10  | 36.74                 | 4666.53                         |
|              |                         |                   |                    |                                     | 1/18/11  | 25.96                 | 4677.31                         |
|              |                         |                   |                    |                                     | 1/30/12  | 27.72                 | 4675.55                         |
|              |                         |                   |                    |                                     | 4/11/12  | 29.99                 | 4673.28                         |
|              |                         |                   |                    |                                     | 7/5/12   | 32.67                 | 4670.60                         |
|              |                         |                   |                    |                                     | 1/9/13   | 27.24                 | 4676.03                         |
|              |                         |                   |                    |                                     | 7/8/13   | 32.70                 | 4670.57                         |
|              |                         |                   |                    |                                     | 1/6/14   | 23.56                 | 4679.71                         |
|              |                         |                   |                    |                                     | 7/7/14   | 28.22                 | 4675.05                         |
|              |                         |                   |                    |                                     | 7/20/15  | 30.86                 | 4672.41                         |
| 7/11/16      | 32.09                   | 4671.18           |                    |                                     |          |                       |                                 |
| 7/13/17      | 31.58                   | 4671.69           |                    |                                     |          |                       |                                 |

## APPENDIX B Groundwater Elevation Data

| Well Name    | ADWR 55 Registry Number | UTM East (meters) | UTM North (meters) | Measuring Point Elevation (ft amsl) | Date     | Depth To Water (feet) | Groundwater Elevation (ft amsl) |
|--------------|-------------------------|-------------------|--------------------|-------------------------------------|----------|-----------------------|---------------------------------|
| DOUGLASS 792 | 592792                  | 607607.541        | 3469829.115        | 4681.73                             | 2/13/08  | 87.76                 | 4593.97                         |
|              |                         |                   |                    |                                     | 5/13/08  | 87.21                 | 4594.52                         |
|              |                         |                   |                    |                                     | 7/22/08  | 86.90                 | 4594.83                         |
|              |                         |                   |                    |                                     | 10/16/08 | 86.45                 | 4595.28                         |
|              |                         |                   |                    |                                     | 1/20/09  | 86.26                 | 4595.47                         |
|              |                         |                   |                    |                                     | 4/8/09   | 86.04                 | 4595.69                         |
|              |                         |                   |                    |                                     | 7/7/09   | 86.16                 | 4595.57                         |
|              |                         |                   |                    |                                     | 10/5/09  | 86.19                 | 4595.54                         |
|              |                         |                   |                    |                                     | 1/21/10  | 86.45                 | 4595.28                         |
|              |                         |                   |                    |                                     | 4/19/10  | 87.19                 | 4594.54                         |
|              |                         |                   |                    |                                     | 7/12/10  | 87.55                 | 4594.18                         |
|              |                         |                   |                    |                                     | 1/18/11  | 87.8                  | 4593.93                         |
|              |                         |                   |                    |                                     | 7/12/11  | 88.38                 | 4593.35                         |
|              |                         |                   |                    |                                     | 1/30/12  | 88.92                 | 4592.81                         |
|              |                         |                   |                    |                                     | 4/11/12  | 89.18                 | 4592.55                         |
|              |                         |                   |                    |                                     | 7/5/12   | 95.64                 | 4586.09                         |
|              |                         |                   |                    |                                     | 1/9/13   | 82.60                 | 4599.13                         |
|              |                         |                   |                    |                                     | 7/8/13   | 83.66                 | 4598.07                         |
| 1/6/14       | 83.55                   | 4598.18           |                    |                                     |          |                       |                                 |
| 7/7/14       | 82.43                   | 4599.30           |                    |                                     |          |                       |                                 |
| 7/20/15      | 82.57                   | 4599.16           |                    |                                     |          |                       |                                 |
| 7/11/16      | 83.48                   | 4598.25           |                    |                                     |          |                       |                                 |
| 7/13/17      | 84.43                   | 4597.30           |                    |                                     |          |                       |                                 |
| EAST         | 599796                  | 607076.365        | 3468712.215        | 4626.01                             | 2/8/08   | 50.20                 | 4575.81                         |
|              |                         |                   |                    |                                     | 5/14/08  | 52.45                 | 4573.56                         |
|              |                         |                   |                    |                                     | 7/23/08  | 52.16                 | 4573.85                         |
|              |                         |                   |                    |                                     | 10/14/08 | 52.19                 | 4573.82                         |
|              |                         |                   |                    |                                     | 1/20/09  | 50.52                 | 4575.49                         |
|              |                         |                   |                    |                                     | 4/8/09   | 51.91                 | 4574.10                         |
|              |                         |                   |                    |                                     | 7/13/09  | 56.93                 | 4569.08                         |
|              |                         |                   |                    |                                     | 10/8/09  | 60.95                 | 4565.06                         |
|              |                         |                   |                    |                                     | 1/25/10  | 59.35                 | 4566.66                         |
|              |                         |                   |                    |                                     | 4/21/10  | 58.88                 | 4567.13                         |
|              |                         |                   |                    |                                     | 7/14/10  | 61.86                 | 4564.15                         |
|              |                         |                   |                    |                                     | 10/20/10 | 61.20                 | 4564.81                         |
|              |                         |                   |                    |                                     | 1/18/11  | 59.79                 | 4566.22                         |
|              |                         |                   |                    |                                     | 4/5/11   | 59.73                 | 4566.28                         |
|              |                         |                   |                    |                                     | 7/12/11  | 63.79                 | 4562.22                         |
|              |                         |                   |                    |                                     | 10/12/11 | 63.64                 | 4562.37                         |
|              |                         |                   |                    |                                     | 1/31/12  | 63.82                 | 4562.19                         |
|              |                         |                   |                    |                                     | 4/11/12  | 65.72                 | 4560.29                         |
|              |                         |                   |                    |                                     | 7/9/12   | 70.50                 | 4555.51                         |
|              |                         |                   |                    |                                     | 10/4/12  | 73.34                 | 4552.67                         |
|              |                         |                   |                    |                                     | 1/17/13  | 75.04                 | 4550.97                         |
|              |                         |                   |                    |                                     | 4/9/13   | 78.05                 | 4547.96                         |
|              |                         |                   |                    |                                     | 7/9/13   | 78.37                 | 4547.64                         |
| 10/15/13     | 72.38                   | 4553.63           |                    |                                     |          |                       |                                 |
| 1/14/14      | 71.88                   | 4554.13           |                    |                                     |          |                       |                                 |
| 4/8/14       | 71.03                   | 4554.98           |                    |                                     |          |                       |                                 |
| 7/8/14       | 72.03                   | 4553.98           |                    |                                     |          |                       |                                 |
| 10/22/14     | 67.75                   | 4558.26           |                    |                                     |          |                       |                                 |
| 7/24/15      | 74.64                   | 4551.37           |                    |                                     |          |                       |                                 |
| 7/12/16      | 65.02                   | 4560.99           |                    |                                     |          |                       |                                 |
| 7/27/17      | 67.11                   | 4558.90           |                    |                                     |          |                       |                                 |
| ECHAVE       | 219449                  | 599701            | 3470168            | 4648                                | 2/1/12   | 216.71                | 4431.29                         |
|              |                         |                   |                    |                                     | 1/18/13  | 218.41                | 4429.59                         |
|              |                         |                   |                    |                                     | 7/28/17  | 220.49                | 4427.51                         |

## APPENDIX B Groundwater Elevation Data

| Well Name  | ADWR 55 Registry Number | UTM East (meters) | UTM North (meters) | Measuring Point Elevation (ft amsl) | Date     | Depth To Water (feet) | Groundwater Elevation (ft amsl) |
|------------|-------------------------|-------------------|--------------------|-------------------------------------|----------|-----------------------|---------------------------------|
| EPPELE 641 | 805641                  | 607165.354        | 3469229.942        | 4642.86                             | 3/11/08  | 29.52                 | 4613.34                         |
|            |                         |                   |                    |                                     | 5/12/08  | 30.64                 | 4612.22                         |
|            |                         |                   |                    |                                     | 7/21/08  | 25.59                 | 4617.27                         |
|            |                         |                   |                    |                                     | 10/14/08 | 24.53                 | 4618.33                         |
|            |                         |                   |                    |                                     | 1/21/09  | 27.35                 | 4615.51                         |
|            |                         |                   |                    |                                     | 4/8/09   | 29.08                 | 4613.78                         |
|            |                         |                   |                    |                                     | 7/9/09   | 31.51                 | 4611.35                         |
|            |                         |                   |                    |                                     | 10/7/09  | 29.92                 | 4612.94                         |
|            |                         |                   |                    |                                     | 7/20/10  | 50.38                 | 4592.48                         |
|            |                         |                   |                    |                                     | 10/20/10 | 48.88                 | 4593.98                         |
|            |                         |                   |                    |                                     | 1/17/11  | 51.13                 | 4591.73                         |
|            |                         |                   |                    |                                     | 4/5/11   | 53.81                 | 4589.05                         |
|            |                         |                   |                    |                                     | 7/11/11  | 56.82                 | 4586.04                         |
|            |                         |                   |                    |                                     | 10/12/11 | 37.62                 | 4605.24                         |
|            |                         |                   |                    |                                     | 1/31/12  | 46.80                 | 4596.06                         |
|            |                         |                   |                    |                                     | 4/11/12  | 52.07                 | 4590.79                         |
|            |                         |                   |                    |                                     | 7/6/12   | 62.39                 | 4580.47                         |
|            |                         |                   |                    |                                     | 10/3/12  | 71.66                 | 4571.20                         |
|            |                         |                   |                    |                                     | 1/17/13  | 59.73                 | 4583.13                         |
|            |                         |                   |                    |                                     | 4/8/13   | 83.98                 | 4558.88                         |
| 7/9/13     | 92.84                   | 4550.02           |                    |                                     |          |                       |                                 |
| 10/15/13   | 28.50                   | 4614.36           |                    |                                     |          |                       |                                 |
| 1/14/14    | 49.32                   | 4593.54           |                    |                                     |          |                       |                                 |
| 4/8/14     | 52.03                   | 4590.83           |                    |                                     |          |                       |                                 |
| 7/8/14     | 66.62                   | 4576.24           |                    |                                     |          |                       |                                 |
| 10/21/14   | 24.56                   | 4618.30           |                    |                                     |          |                       |                                 |
| 7/24/15    | 41.32                   | 4601.54           |                    |                                     |          |                       |                                 |
| 7/12/16    | 38.41                   | 4604.45           |                    |                                     |          |                       |                                 |
| 7/27/17    | 48.58                   | 4594.28           |                    |                                     |          |                       |                                 |
| FLEMING    | 218386                  | 605565.701        | 3469342.523        | 4693.68                             | 2/18/09  | 299.30                | 4394.38                         |
|            |                         |                   |                    |                                     | 4/8/09   | 301.81                | 4391.87                         |
|            |                         |                   |                    |                                     | 7/7/09   | 304.60                | 4389.08                         |
|            |                         |                   |                    |                                     | 10/6/09  | 307.84                | 4385.84                         |
|            |                         |                   |                    |                                     | 1/21/10  | 311.73                | 4381.95                         |
|            |                         |                   |                    |                                     | 4/20/10  | 315.26                | 4378.42                         |
|            |                         |                   |                    |                                     | 7/15/10  | 318.32                | 4375.36                         |
|            |                         |                   |                    |                                     | 11/4/10  | 349.62                | 4344.06                         |
|            |                         |                   |                    |                                     | 1/19/11  | 356.89                | 4336.79                         |
|            |                         |                   |                    |                                     | 7/12/11  | 364.72                | 4328.96                         |
|            |                         |                   |                    |                                     | 2/3/12   | 370.84                | 4322.84                         |
|            |                         |                   |                    |                                     | 7/9/12   | 373.86                | 4319.82                         |
|            |                         |                   |                    |                                     | 1/18/13  | 373.96                | 4319.72                         |
|            |                         |                   |                    |                                     | 7/17/13  | 374.88                | 4318.80                         |
| 1/10/14    | 379.63                  | 4314.05           |                    |                                     |          |                       |                                 |
| 7/17/14    | 372.97                  | 4320.71           |                    |                                     |          |                       |                                 |
| FRANCO 101 | 500101                  | 602848.756        | 3468830.905        | 4636.75                             | 4/10/13  | 196.05                | 4440.70                         |
|            |                         |                   |                    |                                     | 7/10/13  | 196.19                | 4440.56                         |
|            |                         |                   |                    |                                     | 10/16/13 | 196.65                | 4440.10                         |
|            |                         |                   |                    |                                     | 1/14/14  | 196.77                | 4439.98                         |
|            |                         |                   |                    |                                     | 4/8/14   | 196.86                | 4439.89                         |
|            |                         |                   |                    |                                     | 7/14/14  | 197.08                | 4439.67                         |
| 10/8/14    | 197.91                  | 4438.84           |                    |                                     |          |                       |                                 |
| FRANCO 383 | 221383                  | 602817.854        | 3468831.563        | 4636.88                             | 9/13/12  | 195.19                | 4441.69                         |
|            |                         |                   |                    |                                     | 10/5/12  | 195.00                | 4441.88                         |
|            |                         |                   |                    |                                     | 12/3/12  | 196.70                | 4440.18                         |
|            |                         |                   |                    |                                     | 1/15/13  | 196.30                | 4440.58                         |
|            |                         |                   |                    |                                     | 2/6/13   | 195.62                | 4441.26                         |
|            |                         |                   |                    |                                     | 3/7/13   | 196.20                | 4440.68                         |
|            |                         |                   |                    |                                     | 4/10/13  | 196.25                | 4440.63                         |
|            |                         |                   |                    |                                     | 7/10/13  | 196.13                | 4440.75                         |
|            |                         |                   |                    |                                     | 10/16/13 | 196.30                | 4440.58                         |
|            |                         |                   |                    |                                     | 1/14/14  | 196.46                | 4440.42                         |
|            |                         |                   |                    |                                     | 4/8/14   | 196.89                | 4439.99                         |
|            |                         |                   |                    |                                     | 7/14/14  | 196.87                | 4440.01                         |
|            |                         |                   |                    |                                     | 10/8/14  | 196.86                | 4440.02                         |
| 7/27/15    | 198.11                  | 4438.77           |                    |                                     |          |                       |                                 |
| 7/18/16    | 197.32                  | 4439.56           |                    |                                     |          |                       |                                 |
| 7/20/17    | 198.37                  | 4438.51           |                    |                                     |          |                       |                                 |

## APPENDIX B Groundwater Elevation Data

| Well Name  | ADWR 55 Registry Number | UTM East (meters) | UTM North (meters) | Measuring Point Elevation (ft amsl) | Date     | Depth To Water (feet) | Groundwater Elevation (ft amsl) |
|------------|-------------------------|-------------------|--------------------|-------------------------------------|----------|-----------------------|---------------------------------|
| FULTZ      | 212447                  | 607153.306        | 3469063.892        | 4642.92                             | 10/22/08 | 40.59                 | 4602.33                         |
|            |                         |                   |                    |                                     | 1/21/09  | 40.66                 | 4602.26                         |
|            |                         |                   |                    |                                     | 4/9/09   | 42.88                 | 4600.04                         |
|            |                         |                   |                    |                                     | 7/13/09  | 54.94                 | 4587.98                         |
|            |                         |                   |                    |                                     | 10/8/09  | 56.16                 | 4586.76                         |
|            |                         |                   |                    |                                     | 1/25/10  | 53.45                 | 4589.47                         |
|            |                         |                   |                    |                                     | 4/20/10  | 63.82                 | 4579.10                         |
| GARNER 557 | 558557                  | 602659.240        | 3468962.415        | 4638.45                             | 7/14/10  | 119.86                | 4523.06                         |
|            |                         |                   |                    |                                     | 2/21/08  | 191.05                | 4447.40                         |
|            |                         |                   |                    |                                     | 5/5/08   | 191.28                | 4447.17                         |
|            |                         |                   |                    |                                     | 7/15/08  | 191.44                | 4447.01                         |
|            |                         |                   |                    |                                     | 10/16/08 | 191.83                | 4446.62                         |
|            |                         |                   |                    |                                     | 1/28/09  | 191.92                | 4446.53                         |
|            |                         |                   |                    |                                     | 4/15/09  | 192.09                | 4446.36                         |
|            |                         |                   |                    |                                     | 7/16/09  | 192.52                | 4445.93                         |
|            |                         |                   |                    |                                     | 10/14/09 | 192.82                | 4445.63                         |
|            |                         |                   |                    |                                     | 2/2/10   | 193.33                | 4445.12                         |
|            |                         |                   |                    |                                     | 4/22/10  | 193.49                | 4444.96                         |
|            |                         |                   |                    |                                     | 7/20/10  | 193.93                | 4444.52                         |
|            |                         |                   |                    |                                     | 10/19/10 | 194.29                | 4444.16                         |
|            |                         |                   |                    |                                     | 1/19/11  | 194.61                | 4443.84                         |
|            |                         |                   |                    |                                     | 4/6/11   | 194.86                | 4443.59                         |
|            |                         |                   |                    |                                     | 7/15/11  | 195.25                | 4443.20                         |
|            |                         |                   |                    |                                     | 10/11/11 | 195.72                | 4442.73                         |
|            |                         |                   |                    |                                     | 2/2/12   | 196.09                | 4442.36                         |
|            |                         |                   |                    |                                     | 4/13/12  | 196.30                | 4442.15                         |
|            |                         |                   |                    |                                     | 7/11/12  | 196.72                | 4441.73                         |
| 10/5/12    | 197.08                  | 4441.37           |                    |                                     |          |                       |                                 |
| 1/11/13    | 197.51                  | 4440.94           |                    |                                     |          |                       |                                 |
| 4/15/13    | 197.76                  | 4440.69           |                    |                                     |          |                       |                                 |
| 7/10/13    | 197.87                  | 4440.58           |                    |                                     |          |                       |                                 |
| 10/11/13   | 198.27                  | 4440.18           |                    |                                     |          |                       |                                 |
| 1/17/14    | 198.46                  | 4439.99           |                    |                                     |          |                       |                                 |
| 4/15/14    | 198.58                  | 4439.87           |                    |                                     |          |                       |                                 |
| GARNER 635 | 587635                  | 602665.352        | 3468967.902        | 4640.74                             | 2/4/08   | 193.20                | 4447.54                         |
|            |                         |                   |                    |                                     | 5/5/08   | 195.90                | 4444.84                         |
|            |                         |                   |                    |                                     | 7/15/08  | 193.58                | 4447.16                         |
|            |                         |                   |                    |                                     | 10/15/08 | 194.35                | 4446.39                         |
|            |                         |                   |                    |                                     | 1/28/09  | 194.80                | 4445.94                         |
|            |                         |                   |                    |                                     | 4/15/09  | 195.54                | 4445.20                         |
|            |                         |                   |                    |                                     | 7/16/09  | 194.88                | 4445.86                         |
|            |                         |                   |                    |                                     | 10/14/09 | 196.36                | 4444.38                         |
|            |                         |                   |                    |                                     | 2/2/10   | 195.32                | 4445.42                         |
|            |                         |                   |                    |                                     | 4/22/10  | 196.01                | 4444.73                         |
|            |                         |                   |                    |                                     | 8/25/10  | 195.57                | 4445.17                         |
|            |                         |                   |                    |                                     | 10/19/10 | 225.83                | 4414.91                         |
|            |                         |                   |                    |                                     | 1/19/11  | 196.89                | 4443.85                         |
|            |                         |                   |                    |                                     | 4/6/11   | 197.40                | 4443.34                         |
|            |                         |                   |                    |                                     | 7/15/11  | 198.07                | 4442.67                         |
|            |                         |                   |                    |                                     | 10/11/11 | 197.75                | 4442.99                         |
|            |                         |                   |                    |                                     | 2/2/12   | 199.50                | 4441.24                         |
|            |                         |                   |                    |                                     | 4/13/12  | 200.40                | 4440.34                         |
|            |                         |                   |                    |                                     | 7/11/12  | 199.15                | 4441.59                         |
|            |                         |                   |                    |                                     | 10/5/12  | 202.71                | 4438.03                         |
| 1/11/13    | 199.38                  | 4441.36           |                    |                                     |          |                       |                                 |
| 4/15/13    | 200.53                  | 4440.21           |                    |                                     |          |                       |                                 |
| 7/10/13    | 200.13                  | 4440.61           |                    |                                     |          |                       |                                 |
| 10/11/13   | 200.27                  | 4440.47           |                    |                                     |          |                       |                                 |
| 1/17/14    | 201.83                  | 4438.91           |                    |                                     |          |                       |                                 |
| 4/15/14    | 200.67                  | 4440.07           |                    |                                     |          |                       |                                 |
| 7/26/17    | 202.02                  | 4438.72           |                    |                                     |          |                       |                                 |



## APPENDIX B Groundwater Elevation Data

| Well Name  | ADWR 55 Registry Number | UTM East (meters) | UTM North (meters) | Measuring Point Elevation (ft amsl) | Date     | Depth To Water (feet) | Groundwater Elevation (ft amsl) |
|------------|-------------------------|-------------------|--------------------|-------------------------------------|----------|-----------------------|---------------------------------|
| GGOOSE 547 | 628547                  | 606256.657        | 3469820.260        | 4717.11                             | 5/21/08  | 220.91                | 4496.20                         |
|            |                         |                   |                    |                                     | 8/15/08  | 238.48                | 4478.63                         |
|            |                         |                   |                    |                                     | 10/29/08 | 235.90                | 4481.21                         |
|            |                         |                   |                    |                                     | 2/24/09  | 236.13                | 4480.98                         |
|            |                         |                   |                    |                                     | 5/14/09  | 236.17                | 4480.94                         |
|            |                         |                   |                    |                                     | 8/19/09  | 236.01                | 4481.10                         |
|            |                         |                   |                    |                                     | 8/19/09  | 236.01                | 4481.10                         |
|            |                         |                   |                    |                                     | 11/11/09 | 237.66                | 4479.45                         |
| GL-03      | 539782                  | 604386.940        | 3473747.943        | 4924.31                             | 3/9/10   | 238.84                | 4478.27                         |
|            |                         |                   |                    |                                     | 4/27/10  | 239.17                | 4477.94                         |
|            |                         |                   |                    |                                     | 5/22/08  | 660.15                | 4264.16                         |
|            |                         |                   |                    |                                     | 8/4/08   | 659.79                | 4264.52                         |
|            |                         |                   |                    |                                     | 12/2/08  | 658.25                | 4266.06                         |
|            |                         |                   |                    |                                     | 2/26/09  | 658.62                | 4265.69                         |
|            |                         |                   |                    |                                     | 5/5/09   | 657.23                | 4267.08                         |
|            |                         |                   |                    |                                     | 8/12/09  | 656.56                | 4267.75                         |
|            |                         |                   |                    |                                     | 8/12/09  | 656.56                | 4267.75                         |
|            |                         |                   |                    |                                     | 11/10/09 | 655.31                | 4269.00                         |
| GOAR RANCH | 610695                  | 602454.751        | 3468892.471        | 4631.13                             | 3/2/10   | 655.52                | 4268.79                         |
|            |                         |                   |                    |                                     | 4/9/10   | 655.35                | 4268.96                         |
|            |                         |                   |                    |                                     | 7/7/10   | 655.05                | 4269.26                         |
|            |                         |                   |                    |                                     | 2/1/12   | 651.72                | 4272.59                         |
|            |                         |                   |                    |                                     | 2/21/08  | 183.90                | 4447.23                         |
|            |                         |                   |                    |                                     | 5/5/08   | 188.11                | 4443.02                         |
|            |                         |                   |                    |                                     | 7/16/08  | 184.41                | 4446.72                         |
|            |                         |                   |                    |                                     | 10/22/08 | 184.68                | 4446.45                         |
|            |                         |                   |                    |                                     | 1/27/09  | 184.87                | 4446.26                         |
|            |                         |                   |                    |                                     | 4/15/09  | 184.96                | 4446.17                         |
|            |                         |                   |                    |                                     | 7/7/09   | 185.36                | 4445.77                         |
|            |                         |                   |                    |                                     | 10/12/09 | 185.72                | 4445.41                         |
|            |                         |                   |                    |                                     | 2/2/10   | 186.25                | 4444.88                         |
|            |                         |                   |                    |                                     | 4/22/10  | 186.44                | 4444.69                         |
|            |                         |                   |                    |                                     | 7/13/10  | 186.76                | 4444.37                         |
|            |                         |                   |                    |                                     | 1/19/11  | 187.52                | 4443.61                         |
|            |                         |                   |                    |                                     | 7/12/11  | 188.24                | 4442.89                         |
|            |                         |                   |                    |                                     | 2/6/12   | 189.02                | 4442.11                         |
|            |                         |                   |                    |                                     | 9/13/12  | 190.08                | 4441.05                         |
|            |                         |                   |                    |                                     | 1/11/13  | 190.48                | 4440.65                         |
| 9/18/13    | 191.21                  | 4439.92           |                    |                                     |          |                       |                                 |
| 1/17/14    | 191.48                  | 4439.65           |                    |                                     |          |                       |                                 |
| 7/21/14    | 191.73                  | 4439.40           |                    |                                     |          |                       |                                 |
| 2/2/15     | 191.44                  | 4439.69           |                    |                                     |          |                       |                                 |
| 8/4/15     | 191.74                  | 4439.39           |                    |                                     |          |                       |                                 |
| 1/11/16    | 191.68                  | 4439.45           |                    |                                     |          |                       |                                 |
| 7/25/16    | 191.83                  | 4439.30           |                    |                                     |          |                       |                                 |
| 1/17/17    | 192.43                  | 4438.70           |                    |                                     |          |                       |                                 |
| 7/12/17    | 192.84                  | 4438.29           |                    |                                     |          |                       |                                 |

## APPENDIX B Groundwater Elevation Data

| Well Name  | ADWR 55 Registry Number | UTM East (meters) | UTM North (meters) | Measuring Point Elevation (ft amsl) | Date     | Depth To Water (feet) | Groundwater Elevation (ft amsl) |
|------------|-------------------------|-------------------|--------------------|-------------------------------------|----------|-----------------------|---------------------------------|
| HOBAN      | 805290                  | 601705.848        | 3468880.329        | 4607.60                             | 2/27/08  | 163.05                | 4444.55                         |
|            |                         |                   |                    |                                     | 5/7/08   | 163.28                | 4444.32                         |
|            |                         |                   |                    |                                     | 7/14/08  | 163.87                | 4443.73                         |
|            |                         |                   |                    |                                     | 10/16/08 | 163.95                | 4443.65                         |
|            |                         |                   |                    |                                     | 1/28/09  | 163.82                | 4443.78                         |
|            |                         |                   |                    |                                     | 4/15/09  | 164.16                | 4443.44                         |
|            |                         |                   |                    |                                     | 7/14/09  | 164.59                | 4443.01                         |
|            |                         |                   |                    |                                     | 10/15/09 | 165.00                | 4442.60                         |
|            |                         |                   |                    |                                     | 3/2/10   | 165.32                | 4442.28                         |
|            |                         |                   |                    |                                     | 5/18/10  | 165.71                | 4441.89                         |
|            |                         |                   |                    |                                     | 7/20/10  | 166.17                | 4441.43                         |
|            |                         |                   |                    |                                     | 10/19/10 | 166.45                | 4441.15                         |
|            |                         |                   |                    |                                     | 8/31/11  | 167.76                | 4439.84                         |
|            |                         |                   |                    |                                     | 12/14/11 | 168.13                | 4439.47                         |
|            |                         |                   |                    |                                     | 2/1/12   | 168.09                | 4439.51                         |
|            |                         |                   |                    |                                     | 4/19/12  | 168.32                | 4439.28                         |
|            |                         |                   |                    |                                     | 7/11/12  | 169.10                | 4438.50                         |
|            |                         |                   |                    |                                     | 10/17/12 | 169.40                | 4438.20                         |
|            |                         |                   |                    |                                     | 2/15/13  | 169.70                | 4437.90                         |
|            |                         |                   |                    |                                     | 5/8/13   | 169.95                | 4437.65                         |
|            |                         |                   |                    |                                     | 8/13/13  | 170.31                | 4437.29                         |
|            |                         |                   |                    |                                     | 11/1/13  | 170.54                | 4437.06                         |
|            |                         |                   |                    |                                     | 2/10/14  | 170.22                | 4437.38                         |
| 5/7/14     | 170.61                  | 4436.99           |                    |                                     |          |                       |                                 |
| 7/21/14    | 170.90                  | 4436.70           |                    |                                     |          |                       |                                 |
| 11/13/14   | 170.81                  | 4436.79           |                    |                                     |          |                       |                                 |
| 2/4/15     | 170.26                  | 4437.34           |                    |                                     |          |                       |                                 |
| 5/19/15    | 170.37                  | 4437.23           |                    |                                     |          |                       |                                 |
| 9/10/15    | 170.57                  | 4437.03           |                    |                                     |          |                       |                                 |
| 10/21/15   | 170.58                  | 4437.02           |                    |                                     |          |                       |                                 |
| 3/16/16    | 170.33                  | 4437.27           |                    |                                     |          |                       |                                 |
| 8/18/16    | 171.05                  | 4436.55           |                    |                                     |          |                       |                                 |
| 3/7/17     | 171.41                  | 4436.19           |                    |                                     |          |                       |                                 |
| 7/13/17    | 172.00                  | 4435.60           |                    |                                     |          |                       |                                 |
| HOWARD 312 | 221312                  | 601308.920        | 3468772.630        | 4594.9356                           | 8/14/12  | 188.36                | 4406.58                         |
|            |                         |                   |                    |                                     | 10/16/12 | 193.33                | 4401.61                         |
|            |                         |                   |                    |                                     | 2/6/13   | 193.74                | 4401.20                         |
|            |                         |                   |                    |                                     | 4/9/13   | 195.30                | 4399.64                         |
|            |                         |                   |                    |                                     | 7/12/13  | 198.27                | 4396.67                         |
|            |                         |                   |                    |                                     | 10/16/13 | 201.08                | 4393.86                         |
|            |                         |                   |                    |                                     | 1/8/14   | 202.61                | 4392.33                         |
|            |                         |                   |                    |                                     | 4/10/14  | 204.64                | 4390.30                         |
|            |                         |                   |                    |                                     | 7/14/14  | 206.97                | 4387.97                         |
|            |                         |                   |                    |                                     | 10/10/14 | 206.36                | 4388.58                         |
|            |                         |                   |                    |                                     | 5/19/15  | 208.08                | 4386.86                         |
|            |                         |                   |                    |                                     | 7/31/15  | 210.54                | 4384.40                         |
|            |                         |                   |                    |                                     | 7/27/16  | 207.89                | 4387.05                         |
| 7/21/17    | 207.54                  | 4387.40           |                    |                                     |          |                       |                                 |

## APPENDIX B Groundwater Elevation Data

| Well Name | ADWR 55 Registry Number | UTM East (meters) | UTM North (meters) | Measuring Point Elevation (ft amsl) | Date     | Depth To Water (feet) | Groundwater Elevation (ft amsl) |
|-----------|-------------------------|-------------------|--------------------|-------------------------------------|----------|-----------------------|---------------------------------|
| HOWARD NR | NR                      | 601281.159        | 3468770.377        | 4593.91                             | 3/4/08   | 150.10                | 4443.81                         |
|           |                         |                   |                    |                                     | 5/8/08   | 150.70                | 4443.21                         |
|           |                         |                   |                    |                                     | 7/14/08  | 150.91                | 4443.00                         |
|           |                         |                   |                    |                                     | 10/15/08 | 150.67                | 4443.24                         |
|           |                         |                   |                    |                                     | 1/28/09  | 150.67                | 4443.24                         |
|           |                         |                   |                    |                                     | 4/15/09  | 151.15                | 4442.76                         |
|           |                         |                   |                    |                                     | 7/15/09  | 151.76                | 4442.15                         |
|           |                         |                   |                    |                                     | 10/12/09 | 152.08                | 4441.83                         |
|           |                         |                   |                    |                                     | 1/27/10  | 152.20                | 4441.71                         |
|           |                         |                   |                    |                                     | 4/21/10  | 152.30                | 4441.61                         |
|           |                         |                   |                    |                                     | 7/19/10  | 153.16                | 4440.75                         |
|           |                         |                   |                    |                                     | 10/18/10 | 153.53                | 4440.38                         |
|           |                         |                   |                    |                                     | 1/17/11  | 153.51                | 4440.40                         |
|           |                         |                   |                    |                                     | 4/11/11  | 154.24                | 4439.67                         |
|           |                         |                   |                    |                                     | 8/26/11  | 154.79                | 4439.12                         |
|           |                         |                   |                    |                                     | 10/11/11 | 155.02                | 4438.89                         |
|           |                         |                   |                    |                                     | 2/1/12   | 155.08                | 4438.83                         |
|           |                         |                   |                    |                                     | 4/13/12  | 155.40                | 4438.51                         |
|           |                         |                   |                    |                                     | 9/13/12  | 156.29                | 4437.62                         |
|           |                         |                   |                    |                                     | 10/16/12 | 156.43                | 4437.48                         |
|           |                         |                   |                    |                                     | 2/6/13   | 156.27                | 4437.64                         |
|           |                         |                   |                    |                                     | 4/9/13   | 156.71                | 4437.20                         |
|           |                         |                   |                    |                                     | 7/12/13  | 157.18                | 4436.73                         |
|           |                         |                   |                    |                                     | 10/16/13 | 157.52                | 4436.39                         |
|           |                         |                   |                    |                                     | 1/8/14   | 157.16                | 4436.75                         |
|           |                         |                   |                    |                                     | 4/10/14  | 157.55                | 4436.36                         |
|           |                         |                   |                    |                                     | 7/14/14  | 157.92                | 4435.99                         |
|           |                         |                   |                    |                                     | 10/10/14 | 157.68                | 4436.23                         |
|           |                         |                   |                    |                                     | 2/2/15   | 157.11                | 4436.80                         |
|           |                         |                   |                    |                                     | 5/19/15  | 157.31                | 4436.60                         |
| 7/31/15   | 157.58                  | 4436.33           |                    |                                     |          |                       |                                 |
| 10/8/15   | 157.36                  | 4436.55           |                    |                                     |          |                       |                                 |
| 1/12/16   | 157.01                  | 4436.90           |                    |                                     |          |                       |                                 |
| 7/27/16   | 157.93                  | 4435.98           |                    |                                     |          |                       |                                 |
| 1/16/17   | 158.23                  | 4435.68           |                    |                                     |          |                       |                                 |
| 7/21/17   | 158.84                  | 4435.07           |                    |                                     |          |                       |                                 |

## APPENDIX B Groundwater Elevation Data

| Well Name | ADWR 55 Registry Number | UTM East (meters) | UTM North (meters) | Measuring Point Elevation (ft amsl) | Date     | Depth To Water (feet) | Groundwater Elevation (ft amsl) |
|-----------|-------------------------|-------------------|--------------------|-------------------------------------|----------|-----------------------|---------------------------------|
| KEEFER    | 209744                  | 599879.175        | 3468119.015        | 4572.03                             | 2/6/08   | 134.67                | 4437.36                         |
|           |                         |                   |                    |                                     | 5/6/08   | 135.28                | 4436.75                         |
|           |                         |                   |                    |                                     | 7/16/08  | 136.24                | 4435.79                         |
|           |                         |                   |                    |                                     | 10/28/08 | 135.87                | 4436.16                         |
|           |                         |                   |                    |                                     | 1/28/09  | 134.88                | 4437.15                         |
|           |                         |                   |                    |                                     | 4/16/09  | 135.00                | 4437.03                         |
|           |                         |                   |                    |                                     | 7/14/09  | 136.07                | 4435.96                         |
|           |                         |                   |                    |                                     | 10/13/09 | 136.67                | 4435.36                         |
|           |                         |                   |                    |                                     | 1/26/10  | 136.26                | 4435.77                         |
|           |                         |                   |                    |                                     | 4/20/10  | 136.26                | 4435.77                         |
|           |                         |                   |                    |                                     | 7/15/10  | 137.29                | 4434.74                         |
|           |                         |                   |                    |                                     | 10/19/10 | 137.68                | 4434.35                         |
|           |                         |                   |                    |                                     | 1/18/11  | 137.42                | 4434.61                         |
|           |                         |                   |                    |                                     | 4/6/11   | 137.91                | 4434.12                         |
|           |                         |                   |                    |                                     | 7/18/11  | 140.39                | 4431.64                         |
|           |                         |                   |                    |                                     | 10/11/11 | 141.68                | 4430.35                         |
|           |                         |                   |                    |                                     | 2/6/12   | 139.27                | 4432.76                         |
|           |                         |                   |                    |                                     | 4/23/12  | 139.76                | 4432.27                         |
|           |                         |                   |                    |                                     | 7/17/12  | 140.69                | 4431.34                         |
|           |                         |                   |                    |                                     | 10/9/12  | 141.00                | 4431.03                         |
|           |                         |                   |                    |                                     | 1/10/13  | 140.80                | 4431.23                         |
|           |                         |                   |                    |                                     | 4/8/13   | 141.32                | 4430.71                         |
|           |                         |                   |                    |                                     | 7/11/13  | 141.81                | 4430.22                         |
|           |                         |                   |                    |                                     | 10/7/13  | 141.63                | 4430.40                         |
|           |                         |                   |                    |                                     | 1/7/14   | 141.10                | 4430.93                         |
|           |                         |                   |                    |                                     | 4/9/14   | 140.91                | 4431.12                         |
|           |                         |                   |                    |                                     | 7/10/14  | 141.97                | 4430.06                         |
| 10/8/14   | 141.45                  | 4430.58           |                    |                                     |          |                       |                                 |
| 5/19/15   | 140.47                  | 4431.56           |                    |                                     |          |                       |                                 |
| 7/21/15   | 140.80                  | 4431.23           |                    |                                     |          |                       |                                 |
| 10/8/15   | 140.21                  | 4431.82           |                    |                                     |          |                       |                                 |
| 1/14/16   | 139.54                  | 4432.49           |                    |                                     |          |                       |                                 |
| 7/25/16   | 143.37                  | 4428.66           |                    |                                     |          |                       |                                 |
| 7/25/17   | 142.64                  | 4429.39           |                    |                                     |          |                       |                                 |
| LADD 251  | 520251                  | 594788.933        | 3470348.534        | 4443.83                             | 3/22/13  | 221.32                | 4222.51                         |
|           |                         |                   |                    |                                     | 6/14/13  | 221.78                | 4222.05                         |
|           |                         |                   |                    |                                     | 9/24/13  | 219.6                 | 4224.23                         |
|           |                         |                   |                    |                                     | 12/3/13  | 217.44                | 4226.39                         |
|           |                         |                   |                    |                                     | 2/25/14  | 217.59                | 4226.24                         |
|           |                         |                   |                    |                                     | 6/4/14   | 218.27                | 4225.56                         |
|           |                         |                   |                    |                                     | 9/10/14  | 219.04                | 4224.79                         |
|           |                         |                   |                    |                                     | 11/20/14 | 213.58                | 4230.25                         |
|           |                         |                   |                    |                                     | 3/24/15  | 214.18                | 4229.65                         |
|           |                         |                   |                    |                                     | 9/17/15  | 216.39                | 4227.44                         |
|           |                         |                   |                    |                                     | 3/24/16  | 217.85                | 4225.98                         |
|           |                         |                   |                    |                                     | 9/28/16  | 219.8                 | 4224.03                         |
|           |                         |                   |                    |                                     | 3/20/17  | 220.91                | 4222.92                         |
| 8/10/17   | 222.12                  | 4221.71           |                    |                                     |          |                       |                                 |



## APPENDIX B Groundwater Elevation Data

| Well Name | ADWR 55 Registry Number | UTM East (meters) | UTM North (meters) | Measuring Point Elevation (ft amsl) | Date     | Depth To Water (feet) | Groundwater Elevation (ft amsl) |
|-----------|-------------------------|-------------------|--------------------|-------------------------------------|----------|-----------------------|---------------------------------|
| LADD 538  | 505538                  | 596790.675        | 3469638.573        | 4527.05                             | 2/9/10   | 253.10                | 4273.95                         |
|           |                         |                   |                    |                                     | 4/28/10  | 253.83                | 4273.22                         |
|           |                         |                   |                    |                                     | 7/28/10  | 254.05                | 4273.00                         |
|           |                         |                   |                    |                                     | 12/8/10  | 252.87                | 4274.18                         |
|           |                         |                   |                    |                                     | 3/17/11  | 252.76                | 4274.29                         |
|           |                         |                   |                    |                                     | 6/24/11  | 288.00                | 4239.05                         |
|           |                         |                   |                    |                                     | 9/29/11  | 276.58                | 4250.47                         |
|           |                         |                   |                    |                                     | 12/16/11 | 250.68                | 4276.37                         |
|           |                         |                   |                    |                                     | 2/15/12  | 253.80                | 4273.25                         |
|           |                         |                   |                    |                                     | 6/11/12  | 258.90                | 4268.15                         |
|           |                         |                   |                    |                                     | 9/26/12  | 255.76                | 4271.29                         |
|           |                         |                   |                    |                                     | 12/19/12 | 249.43                | 4277.62                         |
|           |                         |                   |                    |                                     | 3/22/13  | 250.51                | 4276.54                         |
|           |                         |                   |                    |                                     | 6/27/13  | 270.00                | 4257.05                         |
|           |                         |                   |                    |                                     | 9/24/13  | 250.80                | 4276.25                         |
|           |                         |                   |                    |                                     | 12/3/13  | 251.36                | 4275.69                         |
|           |                         |                   |                    |                                     | 2/25/14  | 253.36                | 4273.69                         |
|           |                         |                   |                    |                                     | 6/4/14   | 259.63                | 4267.42                         |
|           |                         |                   |                    |                                     | 9/10/14  | 248.68                | 4278.37                         |
|           |                         |                   |                    |                                     | 11/20/14 | 268.66                | 4258.39                         |
| 3/24/15   | 248.46                  | 4278.59           |                    |                                     |          |                       |                                 |
| 9/17/15   | 243.05                  | 4284.00           |                    |                                     |          |                       |                                 |
| 3/24/16   | 266.62                  | 4260.43           |                    |                                     |          |                       |                                 |
| 9/28/16   | 246.14                  | 4280.91           |                    |                                     |          |                       |                                 |
| 3/20/17   | 232.53                  | 4294.52           |                    |                                     |          |                       |                                 |
| 8/10/17   | 227.4                   | 4299.65           |                    |                                     |          |                       |                                 |
| LADD 635  | 224635                  | 598724.834        | 3467541.096        | 4598.99                             | 7/18/15  | 169.31                | 4429.68                         |
|           |                         |                   |                    |                                     | 12/17/15 | 169.54                | 4429.45                         |
|           |                         |                   |                    |                                     | 3/31/16  | 169.56                | 4429.43                         |
|           |                         |                   |                    |                                     | 9/28/16  | 170.21                | 4428.78                         |
|           |                         |                   |                    |                                     | 11/22/16 | 170.90                | 4428.09                         |
|           |                         |                   |                    |                                     | 3/20/17  | 184.94                | 4414.05                         |
| 8/24/17   | 172.09                  | 4426.90           |                    |                                     |          |                       |                                 |
| LADD 837  | 519837                  | 594757.700        | 3470817.194        | 4470.11                             | 2/9/10   | 262.80                | 4207.31                         |
|           |                         |                   |                    |                                     | 4/28/10  | 262.65                | 4207.46                         |
|           |                         |                   |                    |                                     | 7/28/10  | 265.75                | 4204.36                         |
|           |                         |                   |                    |                                     | 12/8/10  | 262.38                | 4207.73                         |
|           |                         |                   |                    |                                     | 3/17/11  | 262.65                | 4207.46                         |
|           |                         |                   |                    |                                     | 6/24/11  | 262.51                | 4207.60                         |
|           |                         |                   |                    |                                     | 9/29/11  | 262.28                | 4207.83                         |
|           |                         |                   |                    |                                     | 12/16/11 | 264.32                | 4205.79                         |
|           |                         |                   |                    |                                     | 2/15/12  | 262.24                | 4207.87                         |
|           |                         |                   |                    |                                     | 6/11/12  | 264.04                | 4206.07                         |
|           |                         |                   |                    |                                     | 9/26/12  | 261.75                | 4208.36                         |
|           |                         |                   |                    |                                     | 12/19/12 | 261.94                | 4208.17                         |
|           |                         |                   |                    |                                     | 3/27/13  | 266.68                | 4203.43                         |
|           |                         |                   |                    |                                     | 6/14/13  | 261.51                | 4208.60                         |
|           |                         |                   |                    |                                     | 9/24/13  | 261.38                | 4208.73                         |
|           |                         |                   |                    |                                     | 12/3/13  | 260.85                | 4209.26                         |
|           |                         |                   |                    |                                     | 2/25/14  | 261.04                | 4209.07                         |
|           |                         |                   |                    |                                     | 6/4/14   | 262.53                | 4207.58                         |
|           |                         |                   |                    |                                     | 9/10/14  | 263.68                | 4206.43                         |
|           |                         |                   |                    |                                     | 11/20/14 | 261.18                | 4208.93                         |
| 3/24/15   | 261.44                  | 4208.67           |                    |                                     |          |                       |                                 |
| 9/17/15   | 264.32                  | 4205.79           |                    |                                     |          |                       |                                 |
| 3/24/16   | 261.79                  | 4208.32           |                    |                                     |          |                       |                                 |
| 9/28/16   | 262.8                   | 4207.31           |                    |                                     |          |                       |                                 |
| 3/20/17   | 261.3                   | 4208.81           |                    |                                     |          |                       |                                 |
| 8/10/17   | 262.0                   | 4208.11           |                    |                                     |          |                       |                                 |

## APPENDIX B Groundwater Elevation Data

| Well Name     | ADWR 55 Registry Number | UTM East (meters) | UTM North (meters) | Measuring Point Elevation (ft amsl) | Date     | Depth To Water (feet) | Groundwater Elevation (ft amsl) |
|---------------|-------------------------|-------------------|--------------------|-------------------------------------|----------|-----------------------|---------------------------------|
| LADD 977      | 642977                  | 597619.168        | 3468714.011        | 4513.40                             | 3/17/11  | 82.32                 | 4431.08                         |
|               |                         |                   |                    |                                     | 6/24/11  | 84.00                 | 4429.40                         |
|               |                         |                   |                    |                                     | 9/29/11  | 83.62                 | 4429.78                         |
|               |                         |                   |                    |                                     | 12/16/11 | 84.8                  | 4428.60                         |
|               |                         |                   |                    |                                     | 2/15/12  | 84.67                 | 4428.73                         |
|               |                         |                   |                    |                                     | 6/11/12  | 85.7                  | 4427.70                         |
|               |                         |                   |                    |                                     | 9/26/12  | 84.96                 | 4428.44                         |
|               |                         |                   |                    |                                     | 12/19/12 | 86.27                 | 4427.13                         |
|               |                         |                   |                    |                                     | 3/22/13  | 85.18                 | 4428.22                         |
|               |                         |                   |                    |                                     | 6/14/13  | 86.54                 | 4426.86                         |
|               |                         |                   |                    |                                     | 9/24/13  | 82.66                 | 4430.74                         |
|               |                         |                   |                    |                                     | 12/3/13  | 84.48                 | 4428.92                         |
|               |                         |                   |                    |                                     | 2/25/14  | 85.27                 | 4428.13                         |
|               |                         |                   |                    |                                     | 6/4/14   | 85.88                 | 4427.52                         |
|               |                         |                   |                    |                                     | 9/10/14  | 86.15                 | 4427.25                         |
|               |                         |                   |                    |                                     | 11/20/14 | 80.95                 | 4432.45                         |
|               |                         |                   |                    |                                     | 3/24/15  | 83.73                 | 4429.67                         |
|               |                         |                   |                    |                                     | 5/19/15  | 84.28                 | 4429.12                         |
|               |                         |                   |                    |                                     | 9/17/15  | 86.44                 | 4426.96                         |
|               |                         |                   |                    |                                     | 12/17/15 | 86.81                 | 4426.59                         |
| 3/24/16       | 87.22                   | 4426.18           |                    |                                     |          |                       |                                 |
| 9/28/16       | 86.11                   | 4427.29           |                    |                                     |          |                       |                                 |
| 3/20/17       | 86.55                   | 4426.85           |                    |                                     |          |                       |                                 |
| 8/10/17       | 87.9                    | 4425.50           |                    |                                     |          |                       |                                 |
| MCCONNELL 265 | 539265                  | 601463.094        | 3468840.139        | 4600.70                             | 2/20/08  | 156.15                | 4444.55                         |
|               |                         |                   |                    |                                     | 5/6/08   | 156.40                | 4444.30                         |
|               |                         |                   |                    |                                     | 7/15/08  | 157.07                | 4443.63                         |
|               |                         |                   |                    |                                     | 11/19/08 | 157.17                | 4443.53                         |
|               |                         |                   |                    |                                     | 1/28/09  | 156.70                | 4444.00                         |
|               |                         |                   |                    |                                     | 4/15/09  | 157.22                | 4443.48                         |
|               |                         |                   |                    |                                     | 7/15/09  | 157.59                | 4443.11                         |
|               |                         |                   |                    |                                     | 10/12/09 | 158.13                | 4442.57                         |
|               |                         |                   |                    |                                     | 1/26/10  | 158.35                | 4442.35                         |
|               |                         |                   |                    |                                     | 4/22/10  | 158.68                | 4442.02                         |
|               |                         |                   |                    |                                     | 7/21/10  | 159.37                | 4441.33                         |
|               |                         |                   |                    |                                     | 10/18/10 | 159.63                | 4441.07                         |
|               |                         |                   |                    |                                     | 1/19/11  | 159.69                | 4441.01                         |
|               |                         |                   |                    |                                     | 4/8/11   | 159.10                | 4441.60                         |
|               |                         |                   |                    |                                     | 7/12/11  | 160.77                | 4439.93                         |
|               |                         |                   |                    |                                     | 10/11/11 | 161.17                | 4439.53                         |
|               |                         |                   |                    |                                     | 2/7/12   | 161.31                | 4439.39                         |
|               |                         |                   |                    |                                     | 4/11/12  | 161.57                | 4439.13                         |
|               |                         |                   |                    |                                     | 7/6/12   | 162.36                | 4438.34                         |
|               |                         |                   |                    |                                     | 10/8/12  | 162.43                | 4438.27                         |
|               |                         |                   |                    |                                     | 1/10/13  | 162.57                | 4438.13                         |
|               |                         |                   |                    |                                     | 4/18/13  | 163.08                | 4437.62                         |
|               |                         |                   |                    |                                     | 10/14/13 | 163.61                | 4437.09                         |
|               |                         |                   |                    |                                     | 1/8/14   | 163.42                | 4437.28                         |
|               |                         |                   |                    |                                     | 4/14/14  | 163.79                | 4436.91                         |
|               |                         |                   |                    |                                     | 7/14/14  | 164.03                | 4436.67                         |
|               |                         |                   |                    |                                     | 10/7/14  | 163.89                | 4436.81                         |
|               |                         |                   |                    |                                     | 2/2/15   | 163.32                | 4437.38                         |
|               |                         |                   |                    |                                     | 5/19/15  | 163.54                | 4437.16                         |
|               |                         |                   |                    |                                     | 7/31/15  | 163.83                | 4436.87                         |
| 10/8/15       | 163.64                  | 4437.06           |                    |                                     |          |                       |                                 |
| 1/11/16       | 163.36                  | 4437.34           |                    |                                     |          |                       |                                 |
| 7/26/16       | 167.70                  | 4433.00           |                    |                                     |          |                       |                                 |
| 1/16/17       | 164.46                  | 4436.24           |                    |                                     |          |                       |                                 |
| 7/20/17       | 165.09                  | 4435.61           |                    |                                     |          |                       |                                 |

## APPENDIX B Groundwater Elevation Data

| Well Name     | ADWR 55 Registry Number | UTM East (meters) | UTM North (meters) | Measuring Point Elevation (ft amsl) | Date     | Depth To Water (feet) | Groundwater Elevation (ft amsl) |
|---------------|-------------------------|-------------------|--------------------|-------------------------------------|----------|-----------------------|---------------------------------|
| MCCONNELL 459 | 221459                  | 601471.708        | 3468840.682        | 4601.55                             | 7/27/12  | 170.50                | 4431.05                         |
|               |                         |                   |                    |                                     | 10/8/12  | 166.81                | 4434.74                         |
|               |                         |                   |                    |                                     | 1/15/13  | 166.32                | 4435.23                         |
|               |                         |                   |                    |                                     | 4/10/13  | 166.79                | 4434.76                         |
|               |                         |                   |                    |                                     | 7/19/13  | 167.53                | 4434.02                         |
|               |                         |                   |                    |                                     | 10/14/13 | 167.13                | 4434.42                         |
|               |                         |                   |                    |                                     | 1/8/14   | 167.90                | 4433.65                         |
|               |                         |                   |                    |                                     | 4/14/14  | 167.28                | 4434.27                         |
|               |                         |                   |                    |                                     | 9/9/14   | 167.37                | 4434.18                         |
|               |                         |                   |                    |                                     | 10/7/14  | 167.24                | 4434.31                         |
|               |                         |                   |                    |                                     | 5/19/15  | 168.03                | 4433.52                         |
| 7/31/15       | 170.86                  | 4430.69           |                    |                                     |          |                       |                                 |
| 7/26/16       | 167.13                  | 4434.42           |                    |                                     |          |                       |                                 |
| 7/20/17       | 168.58                  | 4432.97           |                    |                                     |          |                       |                                 |
| METZLER       | 35-71891                | 602091.308        | 3471381.176        | 4728.53                             | 3/5/08   | 288.30                | 4440.23                         |
|               |                         |                   |                    |                                     | 5/15/08  | 286.53                | 4442.00                         |
|               |                         |                   |                    |                                     | 7/31/08  | 286.82                | 4441.71                         |
|               |                         |                   |                    |                                     | 10/20/08 | 287.09                | 4441.44                         |
|               |                         |                   |                    |                                     | 2/11/09  | 287.74                | 4440.79                         |
|               |                         |                   |                    |                                     | 4/20/09  | 287.47                | 4441.06                         |
|               |                         |                   |                    |                                     | 7/15/09  | 287.58                | 4440.95                         |
|               |                         |                   |                    |                                     | 10/14/09 | 287.99                | 4440.54                         |
|               |                         |                   |                    |                                     | 2/1/10   | 288.38                | 4440.15                         |
|               |                         |                   |                    |                                     | 5/18/10  | 288.65                | 4439.88                         |
|               |                         |                   |                    |                                     | 7/16/10  | 288.88                | 4439.65                         |
|               |                         |                   |                    |                                     | 10/19/10 | 289.09                | 4439.44                         |
|               |                         |                   |                    |                                     | 1/19/11  | 289.54                | 4438.99                         |
|               |                         |                   |                    |                                     | 4/4/11   | 289.87                | 4438.66                         |
|               |                         |                   |                    |                                     | 7/12/11  | 289.98                | 4438.55                         |
|               |                         |                   |                    |                                     | 10/12/11 | 290.47                | 4438.06                         |
|               |                         |                   |                    |                                     | 2/7/12   | 290.92                | 4437.61                         |
|               |                         |                   |                    |                                     | 4/12/12  | 291.15                | 4437.38                         |
|               |                         |                   |                    |                                     | 7/18/12  | 291.37                | 4437.16                         |
|               |                         |                   |                    |                                     | 10/4/12  | 291.63                | 4436.90                         |
|               |                         |                   |                    |                                     | 1/11/13  | 292.15                | 4436.38                         |
|               |                         |                   |                    |                                     | 4/11/13  | 292.29                | 4436.24                         |
|               |                         |                   |                    |                                     | 7/17/13  | 292.43                | 4436.10                         |
|               |                         |                   |                    |                                     | 10/17/13 | 292.86                | 4435.67                         |
|               |                         |                   |                    |                                     | 1/16/14  | 293.20                | 4435.33                         |
| 4/15/14       | 293.20                  | 4435.33           |                    |                                     |          |                       |                                 |
| 7/21/14       | 293.45                  | 4435.08           |                    |                                     |          |                       |                                 |
| 10/8/14       | 293.62                  | 4434.91           |                    |                                     |          |                       |                                 |
| 1/27/15       | 293.36                  | 4435.17           |                    |                                     |          |                       |                                 |
| 8/3/15        | 293.54                  | 4434.99           |                    |                                     |          |                       |                                 |
| 1/12/16       | 293.69                  | 4434.84           |                    |                                     |          |                       |                                 |
| 7/25/16       | 293.40                  | 4435.13           |                    |                                     |          |                       |                                 |
| 1/17/17       | 294.09                  | 4434.44           |                    |                                     |          |                       |                                 |
| 7/14/17       | 294.38                  | 4434.15           |                    |                                     |          |                       |                                 |
| NESS          | 509127                  | 607866.391        | 3471419.494        | 4761.23                             | 7/24/08  | 557.90                | 4203.33                         |
|               |                         |                   |                    |                                     | 10/16/08 | 549.30                | 4211.93                         |
|               |                         |                   |                    |                                     | 2/25/09  | 536.40                | 4224.83                         |
|               |                         |                   |                    |                                     | 5/11/09  | 544.64                | 4216.59                         |
|               |                         |                   |                    |                                     | 8/11/09  | 566.87                | 4194.36                         |
|               |                         |                   |                    |                                     | 11/12/09 | 537.34                | 4223.89                         |
|               |                         |                   |                    |                                     | 2/2/10   | 531.85                | 4229.38                         |
|               |                         |                   |                    |                                     | 4/21/10  | 568.11                | 4193.12                         |
|               |                         |                   |                    |                                     | 7/19/10  | 573.02                | 4188.21                         |
|               |                         |                   |                    |                                     | 1/18/11  | 541.80                | 4219.43                         |
|               |                         |                   |                    |                                     | 7/12/11  | 597.71                | 4163.52                         |
|               |                         |                   |                    |                                     | 2/3/12   | 591.24                | 4169.99                         |
|               |                         |                   |                    |                                     | 1/9/13   | 551.35                | 4209.88                         |
|               |                         |                   |                    |                                     | 1/6/14   | 538.84                | 4222.39                         |
|               |                         |                   |                    |                                     | 7/7/14   | 594.42                | 4166.81                         |
| 7/20/15       | 553.54                  | 4207.69           |                    |                                     |          |                       |                                 |
| 7/11/16       | 556.90                  | 4204.33           |                    |                                     |          |                       |                                 |
| 7/27/17       | 550.36                  | 4210.87           |                    |                                     |          |                       |                                 |

## APPENDIX B Groundwater Elevation Data

| Well Name | ADWR 55 Registry Number | UTM East (meters) | UTM North (meters) | Measuring Point Elevation (ft amsl) | Date                 | Depth To Water (feet) | Groundwater Elevation (ft amsl) |
|-----------|-------------------------|-------------------|--------------------|-------------------------------------|----------------------|-----------------------|---------------------------------|
| NOTEMAN   | 212483                  | 606053.800        | 3471576.400        | 4800.68                             | 5/13/08              | 339.77                | 4460.91                         |
|           |                         |                   |                    |                                     | 8/27/08              | 344.34                | 4456.34                         |
|           |                         |                   |                    |                                     | 11/22/08             | 322.26                | 4478.42                         |
|           |                         |                   |                    |                                     | 2/25/09              | 327.54                | 4473.14                         |
| NSD-02    | 527587                  | 598820.051        | 3468821.474        | 4531.38                             | 10/7/09              | 101.17                | 4430.21                         |
|           |                         |                   |                    |                                     | 3/16/10              | 99.43                 | 4431.95                         |
|           |                         |                   |                    |                                     | 5/25/10              | 101.63                | 4429.75                         |
|           |                         |                   |                    |                                     | 8/25/10              | 102.38                | 4429.00                         |
|           |                         |                   |                    |                                     | 3/17/11              | 102.68                | 4428.70                         |
|           |                         |                   |                    |                                     | 6/17/11              | 109.29                | 4422.09                         |
|           |                         |                   |                    |                                     | 12/7/11              | 104.41                | 4426.97                         |
|           |                         |                   |                    |                                     | 3/6/12               | 104.30                | 4427.08                         |
|           |                         |                   |                    |                                     | 12/14/12             | 107.24                | 4424.14                         |
|           |                         |                   |                    |                                     | 3/22/13              | 107.20                | 4424.18                         |
|           |                         |                   |                    |                                     | 6/24/13              | 113.50                | 4417.88                         |
|           |                         |                   |                    |                                     | 9/23/13              | 105.00                | 4426.38                         |
|           |                         |                   |                    |                                     | 12/19/13             | 103.45                | 4427.93                         |
|           |                         |                   |                    |                                     | 3/24/14              | 103.12                | 4428.26                         |
|           |                         |                   |                    |                                     | 6/23/14              | 107.06                | 4424.32                         |
|           |                         |                   |                    |                                     | 9/23/14              | 104.77                | 4426.61                         |
|           |                         |                   |                    |                                     | 12/22/14             | 101.30                | 4430.08                         |
|           |                         |                   |                    |                                     | 3/23/15              | 101.56                | 4429.82                         |
|           |                         |                   |                    |                                     | 6/22/15              | 104.33                | 4427.05                         |
|           |                         |                   |                    |                                     | 9/28/15              | 113.64                | 4417.74                         |
| 12/21/15  | 112.43                  | 4418.95           |                    |                                     |                      |                       |                                 |
| 3/21/16   | 113.42                  | 4417.96           |                    |                                     |                      |                       |                                 |
| 6/20/16   | 114.78                  | 4416.60           |                    |                                     |                      |                       |                                 |
| 9/29/16   | 103.99                  | 4427.39           |                    |                                     |                      |                       |                                 |
| 3/16/17   | 105.44                  | 4425.94           |                    |                                     |                      |                       |                                 |
| 9/30/17   | 108.89                  | 4422.49           |                    |                                     |                      |                       |                                 |
| NSD-03    | 527586                  | 598070.538        | 3468694.259        | 4518.28                             | 10/7/09              | 85.62                 | 4432.66                         |
|           |                         |                   |                    |                                     | 3/16/10              | 83.51                 | 4434.77                         |
|           |                         |                   |                    |                                     | 5/25/10              | 84.49                 | 4433.79                         |
|           |                         |                   |                    |                                     | 8/25/10              | 85.70                 | 4432.58                         |
|           |                         |                   |                    |                                     | 3/17/11              | 86.76                 | 4431.52                         |
|           |                         |                   |                    |                                     | 6/17/11              | 88.76                 | 4429.52                         |
|           |                         |                   |                    |                                     | 12/7/11              | 89.30                 | 4428.98                         |
|           |                         |                   |                    |                                     | 3/6/12               | 89.24                 | 4429.04                         |
|           |                         |                   |                    |                                     | 12/14/12             | 90.83                 | 4427.45                         |
|           |                         |                   |                    |                                     | 3/22/13              | 88.65                 | 4429.63                         |
|           |                         |                   |                    |                                     | 6/24/13              | 91.70                 | 4426.58                         |
|           |                         |                   |                    |                                     | 9/23/13              | 86.88                 | 4431.40                         |
|           |                         |                   |                    |                                     | 12/19/13             | 89.11                 | 4429.17                         |
|           |                         |                   |                    |                                     | 3/24/14              | 89.48                 | 4428.80                         |
|           |                         |                   |                    |                                     | 6/23/14              | 90.77                 | 4427.51                         |
|           |                         |                   |                    |                                     | 9/23/14              | 89.10                 | 4429.18                         |
|           |                         |                   |                    |                                     | 12/22/14             | 86.80                 | 4431.48                         |
|           |                         |                   |                    |                                     | 3/23/15              | 87.68                 | 4430.60                         |
|           |                         |                   |                    |                                     | 6/22/15              | 89.40                 | 4428.88                         |
|           |                         |                   |                    |                                     | 9/28/15              | 90.65                 | 4427.63                         |
| 12/21/15  | 90.97                   | 4427.31           |                    |                                     |                      |                       |                                 |
| 3/21/16   | 91.30                   | 4426.98           |                    |                                     |                      |                       |                                 |
| 6/20/16   | 92.16                   | 4426.12           |                    |                                     |                      |                       |                                 |
| 9/29/16   | 89.50                   | 4428.78           |                    |                                     |                      |                       |                                 |
| 3/16/17   | 89.81                   | 4428.47           |                    |                                     |                      |                       |                                 |
| 9/30/17   | 90.71                   | 4427.57           |                    |                                     |                      |                       |                                 |
| NWC-02    | 562944                  | 600177.435        | 3467474.673        | 4600.44                             | 10/27/08             | 160.51                | 4439.93                         |
|           |                         |                   |                    |                                     | 4/29/09 <sup>3</sup> | 160.5                 | 4439.94                         |
|           |                         |                   |                    |                                     | 9/10/09 <sup>3</sup> | 155                   | 4445.44                         |
|           |                         |                   |                    |                                     | 4/2010 <sup>3</sup>  | 131                   | 4469.44                         |
|           |                         |                   |                    |                                     | 3/1/13 <sup>3</sup>  | 131                   | 4469.44                         |
|           |                         |                   |                    |                                     | 2/12/15              | 165.02                | 4435.42                         |
|           |                         |                   |                    |                                     | 7/30/15              | 166.36                | 4434.08                         |
|           |                         |                   |                    |                                     | 10/6/15              | 165.92                | 4434.52                         |
|           |                         |                   |                    |                                     | 1/12/16              | 166.36                | 4434.08                         |
|           |                         |                   |                    |                                     | 7/26/16              | 167.43                | 4433.01                         |
|           |                         |                   |                    |                                     | 1/26/17              | 167.49                | 4432.95                         |
| 7/18/17   | 168.60                  | 4431.84           |                    |                                     |                      |                       |                                 |



## APPENDIX B Groundwater Elevation Data

| Well Name           | ADWR 55 Registry Number | UTM East (meters) | UTM North (meters) | Measuring Point Elevation (ft amsl) | Date                 | Depth To Water (feet) | Groundwater Elevation (ft amsl) |
|---------------------|-------------------------|-------------------|--------------------|-------------------------------------|----------------------|-----------------------|---------------------------------|
| NWC-03              | 203321                  | 601153.857        | 3468350.838        | 4574.99                             | 11/3/08              | 131.48                | 4443.51                         |
|                     |                         |                   |                    |                                     | 4/29/09 <sup>3</sup> | 130                   | 4444.99                         |
|                     |                         |                   |                    |                                     | 9/10/09 <sup>3</sup> | 126                   | 4448.99                         |
|                     |                         |                   |                    |                                     | 10/9/09 <sup>3</sup> | 125                   | 4449.99                         |
| NWC-03 CAP          | 627684                  | 601151.704        | 3468343.653        | 4572.82                             | 2/2/09               | 130.03                | 4442.79                         |
|                     |                         |                   |                    |                                     | 4/23/09              | 130.62                | 4442.20                         |
|                     |                         |                   |                    |                                     | 7/21/09              | 131.26                | 4441.56                         |
|                     |                         |                   |                    |                                     | 10/21/09             | 131.60                | 4441.22                         |
|                     |                         |                   |                    |                                     | 2/3/10               | 131.34                | 4441.48                         |
|                     |                         |                   |                    |                                     | 4/21/10              | 131.86                | 4440.96                         |
|                     |                         |                   |                    |                                     | 7/20/10              | 131.50                | 4441.32                         |
|                     |                         |                   |                    |                                     | 1/18/11              | 132.91                | 4439.91                         |
|                     |                         |                   |                    |                                     | 7/15/11              | 134.42                | 4438.40                         |
|                     |                         |                   |                    |                                     | 10/13/11             | 134.73                | 4438.09                         |
|                     |                         |                   |                    |                                     | 1/31/12              | 134.50                | 4438.32                         |
|                     |                         |                   |                    |                                     | 4/25/12              | 135.09                | 4437.73                         |
|                     |                         |                   |                    |                                     | 7/18/12              | 135.73                | 4437.09                         |
|                     |                         |                   |                    |                                     | 10/10/12             | 135.97                | 4436.85                         |
|                     |                         |                   |                    |                                     | 1/10/13              | 135.60                | 4437.22                         |
|                     |                         |                   |                    |                                     | 4/17/13              | 136.32                | 4436.50                         |
|                     |                         |                   |                    |                                     | 7/12/13              | 136.78                | 4436.04                         |
|                     |                         |                   |                    |                                     | 10/10/13             | 136.78                | 4436.04                         |
| 1/13/14             | 136.43                  | 4436.39           |                    |                                     |                      |                       |                                 |
| 4/7/14              | 136.93                  | 4435.89           |                    |                                     |                      |                       |                                 |
| 7/10/14             | 137.30                  | 4435.52           |                    |                                     |                      |                       |                                 |
| 2/12/15             | 136.27                  | 4436.55           |                    |                                     |                      |                       |                                 |
| 7/30/15             | 136.88                  | 4435.94           |                    |                                     |                      |                       |                                 |
| 9/29/16             | 130.38                  | 4442.44           |                    |                                     |                      |                       |                                 |
| 1/26/17             | 128.41                  | 4444.41           |                    |                                     |                      |                       |                                 |
| 7/18/17             | 130.48                  | 4442.34           |                    |                                     |                      |                       |                                 |
| NWC-04              | 551849                  | 605829.808        | 3469071.959        | 4690.77                             | 12/2/08              | 352.11                | 4338.66                         |
|                     |                         |                   |                    |                                     | 4/29/09 <sup>3</sup> | 328                   | 4362.77                         |
|                     |                         |                   |                    |                                     | 9/10/09 <sup>3</sup> | 324                   | 4366.77                         |
|                     |                         |                   |                    |                                     | 4/2010 <sup>3</sup>  | 216                   | 4474.77                         |
| 3/1/13 <sup>3</sup> | 216                     | 4474.77           |                    |                                     |                      |                       |                                 |
| NWC-06              | 575700                  | 599822.821        | 3467749.954        | 4592.50                             | 4/29/09 <sup>3</sup> | 156                   | 4436.50                         |
|                     |                         |                   |                    |                                     | 9/10/09 <sup>3</sup> | 155                   | 4437.50                         |
|                     |                         |                   |                    |                                     | 10/9/09 <sup>3</sup> | 148                   | 4444.50                         |
|                     |                         |                   |                    |                                     | 4/2010 <sup>3</sup>  | 140                   | 4452.50                         |
|                     |                         |                   |                    |                                     | 3/1/13 <sup>3</sup>  | 140                   | 4452.50                         |
|                     |                         |                   |                    |                                     | 7/30/15              | 160.95                | 4431.55                         |
|                     |                         |                   |                    |                                     | 10/6/15              | 160.48                | 4432.02                         |
|                     |                         |                   |                    |                                     | 1/12/16              | 168.81                | 4423.69                         |
| 7/26/16             | 167.73                  | 4424.77           |                    |                                     |                      |                       |                                 |
| 1/26/17             | 162.26                  | 4430.24           |                    |                                     |                      |                       |                                 |
| 7/18/17             | 162.80                  | 4429.70           |                    |                                     |                      |                       |                                 |
| OLMOS               | 224745                  | 599641.506        | 3468055.337        | 4576.92                             | 1/13/16              | 145.84                | 4431.08                         |
| OSBORN              | 643436                  | 607031.823        | 3470270.548        | 4711.95                             | 5/13/08              | 68.65                 | 4643.30                         |
|                     |                         |                   |                    |                                     | 8/5/08               | 69.53                 | 4642.42                         |
|                     |                         |                   |                    |                                     | 10/16/08             | 69.83                 | 4642.12                         |
|                     |                         |                   |                    |                                     | 1/20/09              | 69.23                 | 4642.72                         |
|                     |                         |                   |                    |                                     | 4/7/09               | 69.60                 | 4642.35                         |
|                     |                         |                   |                    |                                     | 7/8/09               | 96.61                 | 4615.34                         |
|                     |                         |                   |                    |                                     | 10/5/09              | 75.09                 | 4636.86                         |
|                     |                         |                   |                    |                                     | 1/21/10              | 75.37                 | 4636.58                         |
|                     |                         |                   |                    |                                     | 4/19/10              | 81.59                 | 4630.36                         |
|                     |                         |                   |                    |                                     | 7/12/10              | 83.00                 | 4628.95                         |
|                     |                         |                   |                    |                                     | 7/12/11              | 74.60                 | 4637.35                         |
| 2/3/12              | 74.57                   | 4637.38           |                    |                                     |                      |                       |                                 |
| 7/9/12              | 74.63                   | 4637.32           |                    |                                     |                      |                       |                                 |

## APPENDIX B Groundwater Elevation Data

| Well Name | ADWR 55 Registry Number | UTM East (meters) | UTM North (meters) | Measuring Point Elevation (ft amsl) | Date     | Depth To Water (feet) | Groundwater Elevation (ft amsl) |
|-----------|-------------------------|-------------------|--------------------|-------------------------------------|----------|-----------------------|---------------------------------|
| PANAGAKOS | 35-76413                | 605304.234        | 3469323.140        | 4691.40                             | 1/22/09  | 155.28                | 4536.12                         |
|           |                         |                   |                    |                                     | 4/9/09   | 156.15                | 4535.25                         |
|           |                         |                   |                    |                                     | 7/9/09   | 161.61                | 4529.79                         |
|           |                         |                   |                    |                                     | 10/6/09  | 167.20                | 4524.20                         |
|           |                         |                   |                    |                                     | 1/21/10  | 166.92                | 4524.48                         |
|           |                         |                   |                    |                                     | 4/20/10  | 167.11                | 4524.29                         |
|           |                         |                   |                    |                                     | 7/20/10  | 171.78                | 4519.62                         |
|           |                         |                   |                    |                                     | 10/18/10 | 176.39                | 4515.01                         |
|           |                         |                   |                    |                                     | 7/14/11  | 173.78                | 4517.62                         |
|           |                         |                   |                    |                                     | 8/25/11  | 172.89                | 4518.51                         |
|           |                         |                   |                    |                                     | 2/6/12   | 169.09                | 4522.31                         |
|           |                         |                   |                    |                                     | 2/29/12  | 169.32                | 4522.08                         |
|           |                         |                   |                    |                                     | 3/15/12  | 169.64                | 4521.76                         |
|           |                         |                   |                    |                                     | 4/12/12  | 168.85                | 4522.55                         |
|           |                         |                   |                    |                                     | 7/9/12   | 170.38                | 4521.02                         |
|           |                         |                   |                    |                                     | 11/27/12 | 169.82                | 4521.58                         |
|           |                         |                   |                    |                                     | 1/18/13  | 169.12                | 4522.28                         |
|           |                         |                   |                    |                                     | 2/6/13   | 168.76                | 4522.64                         |
|           |                         |                   |                    |                                     | 4/9/13   | 167.79                | 4523.61                         |
|           |                         |                   |                    |                                     | 7/10/13  | 168.51                | 4522.89                         |
|           |                         |                   |                    |                                     | 10/15/13 | 164.49                | 4526.91                         |
|           |                         |                   |                    |                                     | 1/10/14  | 160.32                | 4531.08                         |
| 4/16/14   | 158.75                  | 4532.65           |                    |                                     |          |                       |                                 |
| 7/17/14   | 159.69                  | 4531.71           |                    |                                     |          |                       |                                 |
| 10/16/14  | 159.28                  | 4532.12           |                    |                                     |          |                       |                                 |
| 1/26/15   | 158.02                  | 4533.38           |                    |                                     |          |                       |                                 |
| 7/27/15   | 160.04                  | 4531.36           |                    |                                     |          |                       |                                 |
| 1/11/16   | 160.50                  | 4530.90           |                    |                                     |          |                       |                                 |
| 2/24/17   | 162.64                  | 4528.76           |                    |                                     |          |                       |                                 |
| 7/17/17   | 160.37                  | 4531.03           |                    |                                     |          |                       |                                 |
| PARRA     | 576415                  | 602170.716        | 3471263.549        | 4727.21                             | 5/15/08  | 279.78                | 4447.43                         |
|           |                         |                   |                    |                                     | 8/18/08  | 280.06                | 4447.15                         |
|           |                         |                   |                    |                                     | 11/3/08  | 280.39                | 4446.82                         |
|           |                         |                   |                    |                                     | 2/13/09  | 280.75                | 4446.46                         |
|           |                         |                   |                    |                                     | 4/28/09  | 280.88                | 4446.33                         |
| 7/20/09   | 280.99                  | 4446.22           |                    |                                     |          |                       |                                 |

## APPENDIX B Groundwater Elevation Data

| Well Name  | ADWR 55 Registry Number | UTM East (meters) | UTM North (meters) | Measuring Point Elevation (ft amsl) | Date     | Depth To Water (feet) | Groundwater Elevation (ft amsl) |
|------------|-------------------------|-------------------|--------------------|-------------------------------------|----------|-----------------------|---------------------------------|
| PIONKE 395 | 613395                  | 601045.471        | 3468960.981        | 4592.13                             | 7/17/08  | 149.88                | 4442.25                         |
|            |                         |                   |                    |                                     | 11/3/08  | 150.99                | 4441.14                         |
|            |                         |                   |                    |                                     | 2/25/09  | 149.68                | 4442.45                         |
|            |                         |                   |                    |                                     | 4/14/09  | 150.01                | 4442.12                         |
|            |                         |                   |                    |                                     | 7/13/09  | 150.47                | 4441.66                         |
|            |                         |                   |                    |                                     | 10/7/09  | 150.96                | 4441.17                         |
|            |                         |                   |                    |                                     | 3/8/10   | 151.11                | 4441.02                         |
|            |                         |                   |                    |                                     | 4/26/10  | 151.32                | 4440.81                         |
|            |                         |                   |                    |                                     | 7/15/10  | 151.90                | 4440.23                         |
|            |                         |                   |                    |                                     | 10/18/10 | 152.38                | 4439.75                         |
|            |                         |                   |                    |                                     | 1/19/11  | 152.38                | 4439.75                         |
|            |                         |                   |                    |                                     | 4/8/11   | 153.04                | 4439.09                         |
|            |                         |                   |                    |                                     | 7/12/11  | 153.57                | 4438.56                         |
|            |                         |                   |                    |                                     | 10/11/11 | 153.87                | 4438.26                         |
|            |                         |                   |                    |                                     | 2/1/12   | 153.92                | 4438.21                         |
|            |                         |                   |                    |                                     | 4/12/12  | 154.35                | 4437.78                         |
|            |                         |                   |                    |                                     | 7/11/12  | 154.97                | 4437.16                         |
|            |                         |                   |                    |                                     | 10/17/12 | 155.31                | 4436.82                         |
|            |                         |                   |                    |                                     | 1/9/13   | 155.25                | 4436.88                         |
|            |                         |                   |                    |                                     | 4/17/13  | 155.76                | 4436.37                         |
|            |                         |                   |                    |                                     | 7/18/13  | 156.09                | 4436.04                         |
|            |                         |                   |                    |                                     | 10/17/13 | 156.39                | 4435.74                         |
|            |                         |                   |                    |                                     | 2/5/14   | 155.84                | 4436.29                         |
| 4/9/14     | 156.21                  | 4435.92           |                    |                                     |          |                       |                                 |
| 7/11/14    | 156.66                  | 4435.47           |                    |                                     |          |                       |                                 |
| 10/7/14    | 156.47                  | 4435.66           |                    |                                     |          |                       |                                 |
| 2/2/15     | 155.81                  | 4436.32           |                    |                                     |          |                       |                                 |
| 5/18/15    | 155.97                  | 4436.16           |                    |                                     |          |                       |                                 |
| 7/22/15    | 156.29                  | 4435.84           |                    |                                     |          |                       |                                 |
| 10/8/15    | 156.03                  | 4436.10           |                    |                                     |          |                       |                                 |
| 1/11/16    | 155.64                  | 4436.49           |                    |                                     |          |                       |                                 |
| 7/26/16    | 156.55                  | 4435.58           |                    |                                     |          |                       |                                 |
| 1/16/17    | 156.92                  | 4435.21           |                    |                                     |          |                       |                                 |
| 9/30/17    | 157.63                  | 4434.50           |                    |                                     |          |                       |                                 |
| PIONKE 517 | 221517                  | 600909.967        | 3468866.654        | 4587.20792                          | 9/18/12  | 152.00                | 4435.21                         |
|            |                         |                   |                    |                                     | 10/11/12 | 152.15                | 4435.06                         |
|            |                         |                   |                    |                                     | 1/9/13   | 152.23                | 4434.98                         |
|            |                         |                   |                    |                                     | 4/17/13  | 152.58                | 4434.63                         |
|            |                         |                   |                    |                                     | 7/16/13  | 153.11                | 4434.10                         |
|            |                         |                   |                    |                                     | 10/17/13 | 153.27                | 4433.94                         |
|            |                         |                   |                    |                                     | 3/5/14   | 153.24                | 4433.97                         |
|            |                         |                   |                    |                                     | 4/9/14   | 153.07                | 4434.14                         |
|            |                         |                   |                    |                                     | 7/11/14  | 153.56                | 4433.65                         |
|            |                         |                   |                    |                                     | 10/7/14  | 153.31                | 4433.90                         |
|            |                         |                   |                    |                                     | 5/18/15  | 152.76                | 4434.45                         |
| 7/22/15    | 153.12                  | 4434.09           |                    |                                     |          |                       |                                 |
| 7/26/16    | 153.32                  | 4433.89           |                    |                                     |          |                       |                                 |
| 7/18/17    | 154.44                  | 4432.77           |                    |                                     |          |                       |                                 |
| POOL       | 509518                  | 599683.603        | 3470013.823        | 4639.09                             | 2/20/08  | 204.22                | 4434.87                         |
|            |                         |                   |                    |                                     | 5/19/08  | 204.72                | 4434.37                         |
|            |                         |                   |                    |                                     | 7/31/08  | 205.56                | 4433.53                         |
|            |                         |                   |                    |                                     | 10/21/08 | 205.06                | 4434.03                         |
|            |                         |                   |                    |                                     | 2/13/09  | 204.74                | 4434.35                         |
|            |                         |                   |                    |                                     | 4/21/09  | 204.87                | 4434.22                         |
|            |                         |                   |                    |                                     | 7/20/09  | 205.69                | 4433.40                         |
|            |                         |                   |                    |                                     | 10/20/09 | 206.06                | 4433.03                         |
|            |                         |                   |                    |                                     | 2/24/10  | 205.59                | 4433.50                         |
|            |                         |                   |                    |                                     | 4/22/10  | 205.48                | 4433.61                         |
|            |                         |                   |                    |                                     | 7/14/10  | 206.58                | 4432.51                         |
| 10/20/10   | 206.74                  | 4432.35           |                    |                                     |          |                       |                                 |
| 3/21/16    | 209.98                  | 4429.11           |                    |                                     |          |                       |                                 |

## APPENDIX B Groundwater Elevation Data

| Well Name | ADWR 55 Registry Number | UTM East (meters) | UTM North (meters) | Measuring Point Elevation (ft amsl) | Date     | Depth To Water (feet) | Groundwater Elevation (ft amsl) |
|-----------|-------------------------|-------------------|--------------------|-------------------------------------|----------|-----------------------|---------------------------------|
| POWER 639 | 222639                  | 602146.123        | 3471373.655        | 4734.38                             | 1/16/14  | 294.07                | 4440.31                         |
|           |                         |                   |                    |                                     | 2/5/14   | 294.07                | 4440.31                         |
|           |                         |                   |                    |                                     | 3/5/14   | 294.20                | 4440.18                         |
|           |                         |                   |                    |                                     | 4/15/14  | 294.14                | 4440.24                         |
|           |                         |                   |                    |                                     | 5/13/14  | 294.25                | 4440.13                         |
|           |                         |                   |                    |                                     | 6/23/14  | 294.28                | 4440.10                         |
|           |                         |                   |                    |                                     | 7/17/14  | 294.32                | 4440.06                         |
|           |                         |                   |                    |                                     | 8/11/14  | 294.44                | 4439.94                         |
|           |                         |                   |                    |                                     | 9/9/14   | 294.47                | 4439.91                         |
|           |                         |                   |                    |                                     | 10/8/14  | 294.49                | 4439.89                         |
|           |                         |                   |                    |                                     | 1/27/15  | 294.24                | 4440.14                         |
|           |                         |                   |                    |                                     | 3/10/15  | 294.19                | 4440.19                         |
|           |                         |                   |                    |                                     | 4/28/15  | 294.17                | 4440.21                         |
|           |                         |                   |                    |                                     | 5/14/15  | 249.23                | 4485.15                         |
|           |                         |                   |                    |                                     | 6/11/15  | 294.29                | 4440.09                         |
|           |                         |                   |                    |                                     | 7/30/15  | 294.38                | 4440.00                         |
|           |                         |                   |                    |                                     | 1/14/16  | 294.65                | 4439.73                         |
| 7/27/16   | 294.81                  | 4439.57           |                    |                                     |          |                       |                                 |
| 1/26/17   | 295.05                  | 4439.33           |                    |                                     |          |                       |                                 |
| 7/12/17   | 295.25                  | 4439.13           |                    |                                     |          |                       |                                 |
| RAMIREZ   | 216425                  | 599730.649        | 3467584.363        | 4596.61                             | 10/27/08 | 159.45                | 4437.16                         |
|           |                         |                   |                    |                                     | 1/29/09  | 158.74                | 4437.87                         |
|           |                         |                   |                    |                                     | 4/16/09  | 158.66                | 4437.95                         |
|           |                         |                   |                    |                                     | 7/10/09  | 159.64                | 4436.97                         |
|           |                         |                   |                    |                                     | 10/6/09  | 160.36                | 4436.25                         |
|           |                         |                   |                    |                                     | 1/25/10  | 160.10                | 4436.51                         |
|           |                         |                   |                    |                                     | 4/21/10  | 159.96                | 4436.65                         |
|           |                         |                   |                    |                                     | 7/21/10  | 161.05                | 4435.56                         |
|           |                         |                   |                    |                                     | 10/19/10 | 161.23                | 4435.38                         |
|           |                         |                   |                    |                                     | 1/18/11  | 161.22                | 4435.39                         |
|           |                         |                   |                    |                                     | 4/11/11  | 161.48                | 4435.13                         |
|           |                         |                   |                    |                                     | 7/18/11  | 162.39                | 4434.22                         |
|           |                         |                   |                    |                                     | 10/12/11 | 163.04                | 4433.57                         |
|           |                         |                   |                    |                                     | 4/10/12  | 163.22                | 4433.39                         |
|           |                         |                   |                    |                                     | 7/6/12   | 163.85                | 4432.76                         |
|           |                         |                   |                    |                                     | 10/8/12  | 164.38                | 4432.23                         |
|           |                         |                   |                    |                                     | 4/19/13  | 164.96                | 4431.65                         |
|           |                         |                   |                    |                                     | 1/13/14  | 165.26                | 4431.35                         |
|           |                         |                   |                    |                                     | 4/14/14  | 164.85                | 4431.76                         |
|           |                         |                   |                    |                                     | 2/2/15   | 164.33                | 4432.28                         |
|           |                         |                   |                    |                                     | 5/28/15  | 164.39                | 4432.22                         |
|           |                         |                   |                    |                                     | 7/21/15  | 164.65                | 4431.96                         |
| 10/8/15   | 164.72                  | 4431.89           |                    |                                     |          |                       |                                 |
| 1/14/16   | 164.15                  | 4432.46           |                    |                                     |          |                       |                                 |
| 7/14/16   | 165.52                  | 4431.09           |                    |                                     |          |                       |                                 |
| 7/26/17   | 166.81                  | 4429.80           |                    |                                     |          |                       |                                 |

## APPENDIX B Groundwater Elevation Data

| Well Name               | ADWR 55 Registry Number | UTM East (meters) | UTM North (meters) | Measuring Point Elevation (ft amsl) | Date     | Depth To Water (feet) | Groundwater Elevation (ft amsl) |
|-------------------------|-------------------------|-------------------|--------------------|-------------------------------------|----------|-----------------------|---------------------------------|
| RAY                     | 803772                  | 607083.422        | 3469195.147        | 4647.91                             | 2/15/08  | 40.85                 | 4607.06                         |
|                         |                         |                   |                    |                                     | 5/13/08  | 43.82                 | 4604.09                         |
|                         |                         |                   |                    |                                     | 7/29/08  | 45.25                 | 4602.66                         |
|                         |                         |                   |                    |                                     | 10/22/08 | 44.54                 | 4603.37                         |
|                         |                         |                   |                    |                                     | 1/20/09  | 44.31                 | 4603.60                         |
|                         |                         |                   |                    |                                     | 4/8/09   | 44.68                 | 4603.23                         |
|                         |                         |                   |                    |                                     | 7/9/09   | 48.99                 | 4598.92                         |
|                         |                         |                   |                    |                                     | 10/7/09  | 49.87                 | 4598.04                         |
|                         |                         |                   |                    |                                     | 1/26/10  | 47.61                 | 4600.30                         |
|                         |                         |                   |                    |                                     | 4/20/10  | 49.78                 | 4598.13                         |
|                         |                         |                   |                    |                                     | 7/14/10  | 51.36                 | 4596.55                         |
|                         |                         |                   |                    |                                     | 10/20/10 | 49.85                 | 4598.06                         |
|                         |                         |                   |                    |                                     | 1/17/11  | 50.51                 | 4597.40                         |
|                         |                         |                   |                    |                                     | 4/5/11   | 51.84                 | 4596.07                         |
|                         |                         |                   |                    |                                     | 7/11/11  | 55.74                 | 4592.17                         |
|                         |                         |                   |                    |                                     | 10/12/11 | 53.63                 | 4594.28                         |
|                         |                         |                   |                    |                                     | 1/31/12  | 53.21                 | 4594.70                         |
|                         |                         |                   |                    |                                     | 4/11/12  | 54.50                 | 4593.41                         |
|                         |                         |                   |                    |                                     | 7/6/12   | 58.75                 | 4589.16                         |
|                         |                         |                   |                    |                                     | 10/3/12  | 60.98                 | 4586.93                         |
| 1/17/13                 | 56.57                   | 4591.34           |                    |                                     |          |                       |                                 |
| 4/18/13                 | 56.32                   | 4591.59           |                    |                                     |          |                       |                                 |
| 7/9/13                  | 60.30                   | 4587.61           |                    |                                     |          |                       |                                 |
| 10/15/13                | 44.33                   | 4603.58           |                    |                                     |          |                       |                                 |
| 1/14/14                 | 34.50                   | 4613.41           |                    |                                     |          |                       |                                 |
| 4/8/14                  | 36.72                   | 4611.19           |                    |                                     |          |                       |                                 |
| 7/8/14                  | 43.38                   | 4604.53           |                    |                                     |          |                       |                                 |
| 10/22/14                | 44.65                   | 4603.26           |                    |                                     |          |                       |                                 |
| 8/4/15                  | 48.31                   | 4599.60           |                    |                                     |          |                       |                                 |
| 7/12/16                 | 53.50                   | 4594.41           |                    |                                     |          |                       |                                 |
| 7/26/17                 | 57.61                   | 4590.30           |                    |                                     |          |                       |                                 |
| ROGERS 596              | 573596                  | 601001.503        | 3468491.639        | 4577.35                             | 11/11/09 | 135.46                | 4441.89                         |
|                         |                         |                   |                    |                                     | 2/25/10  | 135.89                | 4441.46                         |
|                         |                         |                   |                    |                                     | 4/22/10  | 135.62                | 4441.73                         |
|                         |                         |                   |                    |                                     | 7/16/10  | 136.63                | 4440.72                         |
|                         |                         |                   |                    |                                     | 10/19/10 | 136.61                | 4440.74                         |
|                         |                         |                   |                    |                                     | 1/20/11  | 134.21                | 4443.14                         |
|                         |                         |                   |                    |                                     | 4/8/11   | 137.68                | 4439.67                         |
|                         |                         |                   |                    |                                     | 7/14/11  | 138.09                | 4439.26                         |
|                         |                         |                   |                    |                                     | 10/12/11 | 138.09                | 4439.26                         |
|                         |                         |                   |                    |                                     | 1/30/12  | 137.91                | 4439.44                         |
|                         |                         |                   |                    |                                     | 4/23/12  | 138.61                | 4438.74                         |
|                         |                         |                   |                    |                                     | 7/13/12  | 139.65                | 4437.70                         |
|                         |                         |                   |                    |                                     | 10/10/12 | 139.55                | 4437.80                         |
|                         |                         |                   |                    |                                     | 1/15/13  | 139.23                | 4438.12                         |
|                         |                         |                   |                    |                                     | 4/15/13  | 139.97                | 4437.38                         |
|                         |                         |                   |                    |                                     | 7/15/13  | 139.94                | 4437.41                         |
|                         |                         |                   |                    |                                     | 10/16/13 | 140.50                | 4436.85                         |
|                         |                         |                   |                    |                                     | 1/9/14   | 140.12                | 4437.23                         |
| 4/11/14                 | 140.56                  | 4436.79           |                    |                                     |          |                       |                                 |
| 7/18/14                 | 140.64                  | 4436.71           |                    |                                     |          |                       |                                 |
| 1/12/16                 | 139.57                  | 4437.78           |                    |                                     |          |                       |                                 |
| 9/30/17                 | 141.86                  | 4435.49           |                    |                                     |          |                       |                                 |
| ROGERS 750 <sup>d</sup> | 641750                  | 600977.690        | 3468417.386        | 4579.02                             | 2/7/08   | 129.85                | 4449.17                         |
|                         |                         |                   |                    |                                     | 7/29/08  | 131.86                | 4447.16                         |
|                         |                         |                   |                    |                                     | 10/22/08 | 132.08                | 4446.94                         |
|                         |                         |                   |                    |                                     | 2/10/09  | 130.62                | 4448.40                         |
|                         |                         |                   |                    |                                     | 4/29/09  | 131.33                | 4447.69                         |
| 8/3/09                  | 135.07                  | 4443.95           |                    |                                     |          |                       |                                 |



## APPENDIX B Groundwater Elevation Data

| Well Name  | ADWR 55 Registry Number | UTM East (meters) | UTM North (meters) | Measuring Point Elevation (ft amsl) | Date     | Depth To Water (feet) | Groundwater Elevation (ft amsl) |
|------------|-------------------------|-------------------|--------------------|-------------------------------------|----------|-----------------------|---------------------------------|
| ROGERS E   | 216018                  | 600449.648        | 3467636.029        | 4590.66                             | 7/17/08  | 149.65                | 4441.01                         |
|            |                         |                   |                    |                                     | 11/3/08  | 150.15                | 4440.51                         |
|            |                         |                   |                    |                                     | 2/10/09  | 149.02                | 4441.64                         |
|            |                         |                   |                    |                                     | 4/16/09  | 149.53                | 4441.13                         |
|            |                         |                   |                    |                                     | 7/13/09  | 150.31                | 4440.35                         |
|            |                         |                   |                    |                                     | 10/6/09  | 150.76                | 4439.90                         |
|            |                         |                   |                    |                                     | 1/25/10  | 150.64                | 4440.02                         |
|            |                         |                   |                    |                                     | 4/21/10  | 150.97                | 4439.69                         |
|            |                         |                   |                    |                                     | 8/25/10  | 151.15                | 4439.51                         |
|            |                         |                   |                    |                                     | 10/19/10 | 151.57                | 4439.09                         |
|            |                         |                   |                    |                                     | 10/13/11 | 153.79                | 4436.87                         |
|            |                         |                   |                    |                                     | 1/30/12  | 153.56                | 4437.10                         |
|            |                         |                   |                    |                                     | 4/10/12  | 154.13                | 4436.53                         |
|            |                         |                   |                    |                                     | 7/17/12  | 155.10                | 4435.56                         |
|            |                         |                   |                    |                                     | 1/17/13  | 154.56                | 4436.10                         |
|            |                         |                   |                    |                                     | 4/18/13  | 155.66                | 4435.00                         |
|            |                         |                   |                    |                                     | 7/17/13  | 155.71                | 4434.95                         |
| 4/14/14    | 155.97                  | 4434.69           |                    |                                     |          |                       |                                 |
| 7/30/15    | 155.91                  | 4434.75           |                    |                                     |          |                       |                                 |
| 10/8/15    | 155.55                  | 4435.11           |                    |                                     |          |                       |                                 |
| 7/26/17    | 157.46                  | 4433.20           |                    |                                     |          |                       |                                 |
| ROGERS 803 | 641803                  | 601003.273        | 3468480.391        | 4576.16                             | 9/30/17  | 138.83                | 4437.33                         |
| RUIZ       | 531770                  | 602857.357        | 3471424.219        | 4735.18                             | 2/5/08   | 293.29                | 4441.89                         |
|            |                         |                   |                    |                                     | 5/15/08  | 293.57                | 4441.61                         |
|            |                         |                   |                    |                                     | 7/30/08  | 293.86                | 4441.32                         |
|            |                         |                   |                    |                                     | 10/20/08 | 294.18                | 4441.00                         |
|            |                         |                   |                    |                                     | 2/12/09  | 294.62                | 4440.56                         |
|            |                         |                   |                    |                                     | 4/21/09  | 294.66                | 4440.52                         |
|            |                         |                   |                    |                                     | 8/3/09   | 294.98                | 4440.20                         |
|            |                         |                   |                    |                                     | 10/28/09 | 295.33                | 4439.85                         |
|            |                         |                   |                    |                                     | 2/1/10   | 295.70                | 4439.48                         |
|            |                         |                   |                    |                                     | 4/26/10  | 295.96                | 4439.22                         |
|            |                         |                   |                    |                                     | 4/8/11   | 297.20                | 4437.98                         |
|            |                         |                   |                    |                                     | 4/13/12  | 298.47                | 4436.71                         |
|            |                         |                   |                    |                                     | 1/11/13  | 299.39                | 4435.79                         |
|            |                         |                   |                    |                                     | 4/11/13  | 299.72                | 4435.46                         |
|            |                         |                   |                    |                                     | 7/25/13  | 300.06                | 4435.12                         |
|            |                         |                   |                    |                                     | 10/17/13 | 300.07                | 4435.11                         |
|            |                         |                   |                    |                                     | 1/8/14   | 300.19                | 4434.99                         |
|            |                         |                   |                    |                                     | 4/15/14  | 300.31                | 4434.87                         |
|            |                         |                   |                    |                                     | 10/21/14 | 300.38                | 4434.80                         |
| 1/27/15    | 299.76                  | 4435.42           |                    |                                     |          |                       |                                 |
| 7/30/15    | 299.74                  | 4435.44           |                    |                                     |          |                       |                                 |
| 1/12/16    | 300.20                  | 4434.98           |                    |                                     |          |                       |                                 |

## APPENDIX B Groundwater Elevation Data

| Well Name | ADWR 55 Registry Number | UTM East (meters) | UTM North (meters) | Measuring Point Elevation (ft amsl) | Date     | Depth To Water (feet) | Groundwater Elevation (ft amsl) |
|-----------|-------------------------|-------------------|--------------------|-------------------------------------|----------|-----------------------|---------------------------------|
| SCHWARTZ  | 210865                  | 600811.014        | 3468269.622        | 4564.49                             | 2/8/08   | 121.80                | 4442.69                         |
|           |                         |                   |                    |                                     | 5/19/08  | 123.49                | 4441.00                         |
|           |                         |                   |                    |                                     | 7/29/08  | 122.64                | 4441.85                         |
|           |                         |                   |                    |                                     | 10/22/08 | 123.39                | 4441.10                         |
|           |                         |                   |                    |                                     | 1/29/09  | 122.87                | 4441.62                         |
|           |                         |                   |                    |                                     | 4/17/09  | 123.53                | 4440.96                         |
|           |                         |                   |                    |                                     | 7/10/09  | 124.15                | 4440.34                         |
|           |                         |                   |                    |                                     | 10/6/09  | 124.55                | 4439.94                         |
|           |                         |                   |                    |                                     | 1/22/10  | 124.32                | 4440.17                         |
|           |                         |                   |                    |                                     | 4/21/10  | 124.65                | 4439.84                         |
|           |                         |                   |                    |                                     | 7/21/10  | 125.80                | 4438.69                         |
|           |                         |                   |                    |                                     | 10/19/10 | 126.30                | 4438.19                         |
|           |                         |                   |                    |                                     | 1/17/11  | 125.35                | 4439.14                         |
|           |                         |                   |                    |                                     | 4/11/11  | 127.50                | 4436.99                         |
|           |                         |                   |                    |                                     | 7/18/11  | 127.67                | 4436.82                         |
|           |                         |                   |                    |                                     | 10/12/11 | 127.51                | 4436.98                         |
|           |                         |                   |                    |                                     | 2/6/12   | 127.34                | 4437.15                         |
|           |                         |                   |                    |                                     | 4/10/12  | 127.78                | 4436.71                         |
|           |                         |                   |                    |                                     | 7/16/12  | 128.84                | 4435.65                         |
|           |                         |                   |                    |                                     | 10/17/12 | 128.98                | 4435.51                         |
|           |                         |                   |                    |                                     | 3/13/13  | 128.81                | 4435.68                         |
|           |                         |                   |                    |                                     | 5/14/13  | 129.60                | 4434.89                         |
|           |                         |                   |                    |                                     | 7/15/13  | 129.05                | 4435.44                         |
|           |                         |                   |                    |                                     | 10/14/13 | 130.15                | 4434.34                         |
|           |                         |                   |                    |                                     | 4/9/14   | 129.77                | 4434.72                         |
| 7/18/14   | 129.81                  | 4434.68           |                    |                                     |          |                       |                                 |
| 10/22/14  | 129.66                  | 4434.83           |                    |                                     |          |                       |                                 |
| 2/3/15    | 128.66                  | 4435.83           |                    |                                     |          |                       |                                 |
| 5/18/15   | 129.30                  | 4435.19           |                    |                                     |          |                       |                                 |
| 8/4/15    | 129.51                  | 4434.98           |                    |                                     |          |                       |                                 |
| 10/8/15   | 129.34                  | 4435.15           |                    |                                     |          |                       |                                 |
| 1/14/16   | 128.32                  | 4436.17           |                    |                                     |          |                       |                                 |
| 7/27/16   | 130.01                  | 4434.48           |                    |                                     |          |                       |                                 |
| 1/24/17   | 129.86                  | 4434.63           |                    |                                     |          |                       |                                 |
| 7/11/17   | 131.21                  | 4433.28           |                    |                                     |          |                       |                                 |
| STEPHENS  | 808560                  | 606981.766        | 3469072.799        | 4651.22                             | 5/13/08  | 44.94                 | 4606.28                         |
|           |                         |                   |                    |                                     | 8/5/08   | 46.61                 | 4604.61                         |
|           |                         |                   |                    |                                     | 10/16/08 | 46.60                 | 4604.62                         |
|           |                         |                   |                    |                                     | 1/21/09  | 47.19                 | 4604.03                         |
|           |                         |                   |                    |                                     | 4/8/09   | 48.45                 | 4602.77                         |
|           |                         |                   |                    |                                     | 7/7/09   | 49.41                 | 4601.81                         |
|           |                         |                   |                    |                                     | 10/7/09  | 50.33                 | 4600.89                         |
|           |                         |                   |                    |                                     | 1/26/10  | 51.13                 | 4600.09                         |
|           |                         |                   |                    |                                     | 4/20/10  | 51.24                 | 4599.98                         |
|           |                         |                   |                    |                                     | 7/14/10  | 51.91                 | 4599.31                         |
|           |                         |                   |                    |                                     | 1/18/11  | 52.98                 | 4598.24                         |
|           |                         |                   |                    |                                     | 7/11/11  | 54.44                 | 4596.78                         |
|           |                         |                   |                    |                                     | 1/31/12  | 55.65                 | 4595.57                         |
|           |                         |                   |                    |                                     | 7/9/12   | 10.69                 | 4640.53                         |
|           |                         |                   |                    |                                     | 1/18/13  | 10.50                 | 4640.72                         |
|           |                         |                   |                    |                                     | 7/10/13  | 58.16                 | 4593.06                         |
|           |                         |                   |                    |                                     | 1/14/14  | 45.51                 | 4605.71                         |
|           |                         |                   |                    |                                     | 7/8/14   | 45.39                 | 4605.83                         |
|           |                         |                   |                    |                                     | 1/26/15  | 47.91                 | 4603.31                         |
|           |                         |                   |                    |                                     | 7/24/15  | 49.71                 | 4601.51                         |
| 1/11/16   | 50.88                   | 4600.34           |                    |                                     |          |                       |                                 |
| 7/12/16   | 52.64                   | 4598.58           |                    |                                     |          |                       |                                 |
| 1/17/17   | 53.09                   | 4598.13           |                    |                                     |          |                       |                                 |
| 7/14/17   | 54.15                   | 4597.07           |                    |                                     |          |                       |                                 |

## APPENDIX B Groundwater Elevation Data

| Well Name    | ADWR 55 Registry Number | UTM East (meters) | UTM North (meters) | Measuring Point Elevation (ft amsl) | Date     | Depth To Water (feet) | Groundwater Elevation (ft amsl) |
|--------------|-------------------------|-------------------|--------------------|-------------------------------------|----------|-----------------------|---------------------------------|
| SUNBELT      | 201531                  | 605998.250        | 3471735.149        | 4806.52                             | 2/6/08   | 352.10                | 4454.42                         |
|              |                         |                   |                    |                                     | 5/15/08  | 358.97                | 4447.55                         |
|              |                         |                   |                    |                                     | 8/5/08   | Dry                   | <4426                           |
|              |                         |                   |                    |                                     | 10/16/08 | 347.00                | 4459.52                         |
|              |                         |                   |                    |                                     | 1/21/09  | 344.78                | 4461.74                         |
|              |                         |                   |                    |                                     | 4/10/09  | 349.64                | 4456.88                         |
|              |                         |                   |                    |                                     | 7/8/09   | 356.99                | 4449.53                         |
|              |                         |                   |                    |                                     | 10/5/09  | Dry                   | <4426                           |
|              |                         |                   |                    |                                     | 1/21/10  | Dry                   | <4426                           |
|              |                         |                   |                    |                                     | 4/19/10  | Dry                   | <4426                           |
|              |                         |                   |                    |                                     | 7/12/10  | Dry                   | <4426                           |
|              |                         |                   |                    |                                     | 1/19/11  | Dry                   | <4426                           |
|              |                         |                   |                    |                                     | 8/25/11  | Dry                   | <4426                           |
|              |                         |                   |                    |                                     | 2/3/12   | Dry                   | <4426                           |
|              |                         |                   |                    |                                     | 7/9/12   | Dry                   | <4426                           |
|              |                         |                   |                    |                                     | 9/13/12  | Dry                   | <4426                           |
| 1/17/13      | Dry                     | <4426             |                    |                                     |          |                       |                                 |
| 7/9/13       | Dry                     | <4426             |                    |                                     |          |                       |                                 |
| 1/10/14      | Dry                     | <4426             |                    |                                     |          |                       |                                 |
| 7/8/14       | Dry                     | <4426             |                    |                                     |          |                       |                                 |
| SWAN         | NR                      | 607378.547        | 3470648.298        | 4716.59                             | 2/13/08  | 26.50                 | 4690.09                         |
|              |                         |                   |                    |                                     | 5/14/08  | 30.69                 | 4685.90                         |
|              |                         |                   |                    |                                     | 7/24/08  | 32.06                 | 4684.53                         |
|              |                         |                   |                    |                                     | 10/16/08 | 27.53                 | 4689.06                         |
|              |                         |                   |                    |                                     | 1/20/09  | 29.77                 | 4686.82                         |
|              |                         |                   |                    |                                     | 4/7/09   | 31.47                 | 4685.12                         |
|              |                         |                   |                    |                                     | 7/8/09   | 33.61                 | 4682.98                         |
|              |                         |                   |                    |                                     | 10/5/09  | 35.12                 | 4681.47                         |
|              |                         |                   |                    |                                     | 1/21/10  | 36.64                 | 4679.95                         |
|              |                         |                   |                    |                                     | 4/21/10  | 38.06                 | 4678.53                         |
|              |                         |                   |                    |                                     | 7/19/10  | 39.67                 | 4676.92                         |
|              |                         |                   |                    |                                     | 1/18/11  | 35.06                 | 4681.53                         |
|              |                         |                   |                    |                                     | 7/12/11  | 39.32                 | 4677.27                         |
|              |                         |                   |                    |                                     | 2/3/12   | 37.86                 | 4678.73                         |
|              |                         |                   |                    |                                     | 7/10/12  | 40.39                 | 4676.20                         |
|              |                         |                   |                    |                                     | 1/9/13   | 38.51                 | 4678.08                         |
|              |                         |                   |                    |                                     | 7/8/13   | 42.26                 | 4674.33                         |
|              |                         |                   |                    |                                     | 1/10/14  | 29.43                 | 4687.16                         |
| 7/7/14       | 33.68                   | 4682.91           |                    |                                     |          |                       |                                 |
| 7/20/15      | 33.08                   | 4683.51           |                    |                                     |          |                       |                                 |
| 7/11/16      | 35.60                   | 4680.99           |                    |                                     |          |                       |                                 |
| 7/27/17      | 38.08                   | 4678.51           |                    |                                     |          |                       |                                 |
| THOMPSON 151 | 612151                  | 599543.561        | 3467387.294        | 4597.62                             | 8/9/13   | 167.86                | 4429.76                         |
|              |                         |                   |                    |                                     | 10/10/13 | 167.68                | 4429.94                         |
|              |                         |                   |                    |                                     | 1/16/14  | 167.19                | 4430.43                         |
|              |                         |                   |                    |                                     | 4/14/14  | 166.98                | 4430.64                         |
|              |                         |                   |                    |                                     | 7/21/14  | 167.78                | 4429.84                         |
|              |                         |                   |                    |                                     | 10/22/14 | 167.56                | 4430.06                         |
|              |                         |                   |                    |                                     | 2/2/15   | 166.56                | 4431.06                         |
|              |                         |                   |                    |                                     | 5/19/15  | 166.51                | 4431.11                         |
| 8/3/15       | 167.09                  | 4430.53           |                    |                                     |          |                       |                                 |
| THOMPSON 341 | 218341                  | 599532.241        | 3467396.849        | 4596.73                             | 7/28/17  | 168.34                | 4428.39                         |

## APPENDIX B Groundwater Elevation Data

| Well Name    | ADWR 55 Registry Number | UTM East (meters) | UTM North (meters) | Measuring Point Elevation (ft amsl) | Date     | Depth To Water (feet) | Groundwater Elevation (ft amsl) |
|--------------|-------------------------|-------------------|--------------------|-------------------------------------|----------|-----------------------|---------------------------------|
| TM-02A       | 522574                  | 604152.059        | 3472008.794        | 4808.43                             | 3/4/08   | 346.62                | 4461.81                         |
|              |                         |                   |                    |                                     | 5/23/08  | 346.16                | 4462.27                         |
|              |                         |                   |                    |                                     | 8/15/08  | 353.91                | 4454.52                         |
|              |                         |                   |                    |                                     | 10/30/08 | 349.45                | 4458.98                         |
|              |                         |                   |                    |                                     | 2/24/09  | 348.64                | 4459.79                         |
|              |                         |                   |                    |                                     | 5/6/09   | 349.38                | 4459.05                         |
|              |                         |                   |                    |                                     | 8/12/09  | 349.13                | 4459.30                         |
|              |                         |                   |                    |                                     | 11/4/09  | 348.97                | 4459.46                         |
|              |                         |                   |                    |                                     | 3/10/10  | 348.19                | 4460.24                         |
|              |                         |                   |                    |                                     | 4/6/10   | 353.86                | 4454.57                         |
|              |                         |                   |                    |                                     | 7/6/10   | 349.20                | 4459.23                         |
|              |                         |                   |                    |                                     | 2/10/11  | 347.60                | 4460.83                         |
|              |                         |                   |                    |                                     | 7/13/11  | 348.14                | 4460.29                         |
|              |                         |                   |                    |                                     | 2/2/12   | 346.94                | 4461.49                         |
|              |                         |                   |                    |                                     | 8/13/12  | 344.53                | 4463.90                         |
|              |                         |                   |                    |                                     | 2/14/13  | 343.50                | 4464.93                         |
|              |                         |                   |                    |                                     | 8/27/13  | 343.84                | 4464.59                         |
|              |                         |                   |                    |                                     | 2/18/14  | 341.47                | 4466.96                         |
| 8/12/14      | 338.50                  | 4469.93           |                    |                                     |          |                       |                                 |
| 2/5/15       | 336.02                  | 4472.41           |                    |                                     |          |                       |                                 |
| 9/14/15      | 334.23                  | 4474.20           |                    |                                     |          |                       |                                 |
| 3/16/16      | 333.52                  | 4474.91           |                    |                                     |          |                       |                                 |
| 8/17/16      | 333.90                  | 4474.53           |                    |                                     |          |                       |                                 |
| 3/7/17       | 335.30                  | 4473.13           |                    |                                     |          |                       |                                 |
| 8/1/17       | 336.32                  | 4472.11           |                    |                                     |          |                       |                                 |
| TM-03        | 522575                  | 606366.130        | 3473711.046        | 4897.85                             | 3/12/08  | 127.14                | 4770.71                         |
|              |                         |                   |                    |                                     | 5/20/08  | 127.40                | 4770.45                         |
|              |                         |                   |                    |                                     | 8/6/08   | 128.02                | 4769.83                         |
|              |                         |                   |                    |                                     | 11/12/08 | 128.00                | 4769.85                         |
|              |                         |                   |                    |                                     | 2/26/09  | 126.94                | 4770.91                         |
|              |                         |                   |                    |                                     | 5/13/09  | 113.86                | 4783.99                         |
|              |                         |                   |                    |                                     | 8/18/09  | 128.80                | 4769.05                         |
|              |                         |                   |                    |                                     | 11/10/09 | 125.38                | 4772.47                         |
|              |                         |                   |                    |                                     | 3/2/10   | 128.02                | 4769.83                         |
|              |                         |                   |                    |                                     | 4/14/10  | 130.56                | 4767.29                         |
|              |                         |                   |                    |                                     | 7/7/10   | 131.25                | 4766.60                         |
|              |                         |                   |                    |                                     | 2/1/12   | 135.04                | 4762.81                         |
| TM-06 MILLER | 522695                  | 606055.975        | 3468376.658        | 4707.88                             | 2/26/08  | 158.78                | 4549.10                         |
|              |                         |                   |                    |                                     | 5/20/08  | 158.76                | 4549.12                         |
|              |                         |                   |                    |                                     | 8/4/08   | 158.80                | 4549.08                         |
|              |                         |                   |                    |                                     | 10/29/08 | 158.85                | 4549.03                         |
|              |                         |                   |                    |                                     | 2/16/09  | 159.28                | 4548.60                         |
|              |                         |                   |                    |                                     | 5/13/09  | 158.81                | 4549.07                         |
|              |                         |                   |                    |                                     | 8/18/09  | 158.91                | 4548.97                         |
|              |                         |                   |                    |                                     | 11/12/09 | 158.96                | 4548.92                         |
|              |                         |                   |                    |                                     | 3/8/10   | 158.99                | 4548.89                         |
|              |                         |                   |                    |                                     | 4/14/10  | 159.02                | 4548.86                         |
|              |                         |                   |                    |                                     | 7/2/10   | 159.13                | 4548.75                         |
|              |                         |                   |                    |                                     | 7/21/11  | 159.88                | 4548.00                         |
|              |                         |                   |                    |                                     | 7/9/12   | 161.40                | 4546.48                         |
|              |                         |                   |                    |                                     | 2/14/13  | 161.05                | 4546.83                         |
|              |                         |                   |                    |                                     | 8/19/13  | 161.30                | 4546.58                         |
|              |                         |                   |                    |                                     | 7/21/14  | 162.60                | 4545.28                         |
|              |                         |                   |                    |                                     | 2/5/15   | 162.36                | 4545.52                         |
|              |                         |                   |                    |                                     | 9/10/15  | 162.94                | 4544.94                         |
| 3/16/16      | 162.14                  | 4545.74           |                    |                                     |          |                       |                                 |
| 9/21/16      | 163.08                  | 4544.80           |                    |                                     |          |                       |                                 |
| 3/7/17       | 162.83                  | 4545.05           |                    |                                     |          |                       |                                 |
| 7/26/17      | 163.47                  | 4544.41           |                    |                                     |          |                       |                                 |

## APPENDIX B Groundwater Elevation Data

| Well Name    | ADWR 55 Registry Number | UTM East (meters) | UTM North (meters) | Measuring Point Elevation (ft amsl) | Date     | Depth To Water (feet) | Groundwater Elevation (ft amsl) |
|--------------|-------------------------|-------------------|--------------------|-------------------------------------|----------|-----------------------|---------------------------------|
| TM-10 USBP   | 522696                  | 601586.268        | 3471816.397        | 4741.18                             | 3/15/12  | 279.30                | 4461.88                         |
|              |                         |                   |                    |                                     | 4/24/12  | 279.03                | 4462.15                         |
|              |                         |                   |                    |                                     | 9/13/12  | 278.30                | 4462.88                         |
|              |                         |                   |                    |                                     | 10/19/12 | 277.45                | 4463.73                         |
|              |                         |                   |                    |                                     | 3/7/13   | 276.55                | 4464.63                         |
|              |                         |                   |                    |                                     | 4/17/13  | 276.42                | 4464.76                         |
|              |                         |                   |                    |                                     | 7/23/13  | 275.99                | 4465.19                         |
|              |                         |                   |                    |                                     | 11/6/13  | 254.20                | 4486.98                         |
|              |                         |                   |                    |                                     | 1/15/14  | 262.00                | 4479.18                         |
|              |                         |                   |                    |                                     | 5/15/14  | 269.39                | 4471.79                         |
|              |                         |                   |                    |                                     | 7/15/14  | 271.03                | 4470.15                         |
|              |                         |                   |                    |                                     | 10/16/14 | 235.11                | 4506.07                         |
|              |                         |                   |                    |                                     | 1/28/15  | 252.47                | 4488.71                         |
|              |                         |                   |                    |                                     | 7/24/15  | 264.53                | 4476.65                         |
| 2/2/16       | 262.66                  | 4478.52           |                    |                                     |          |                       |                                 |
| 7/13/16      | 269.35                  | 4471.83           |                    |                                     |          |                       |                                 |
| 1/27/17      | 259.58                  | 4481.60           |                    |                                     |          |                       |                                 |
| 7/17/17      | 267.41                  | 4473.77           |                    |                                     |          |                       |                                 |
| TM-15 MILLER | 522699                  | 599618.715        | 3471425.631        | 4729.25                             | 3/20/17  | 300.54                | 4428.71                         |
|              |                         |                   |                    |                                     | 8/1/17   | 300.76                | 4428.49                         |
| TM-16        | 522578                  | 605588.075        | 3469842.199        | 4717.71                             | 3/5/08   | 81.00                 | 4636.71                         |
|              |                         |                   |                    |                                     | 5/22/08  | 81.24                 | 4636.47                         |
|              |                         |                   |                    |                                     | 8/6/08   | 81.65                 | 4636.06                         |
|              |                         |                   |                    |                                     | 11/5/08  | 81.75                 | 4635.96                         |
|              |                         |                   |                    |                                     | 2/26/09  | 81.88                 | 4635.83                         |
|              |                         |                   |                    |                                     | 5/13/09  | 82.01                 | 4635.70                         |
|              |                         |                   |                    |                                     | 8/19/09  | 82.37                 | 4635.34                         |
|              |                         |                   |                    |                                     | 11/10/09 | 82.83                 | 4634.88                         |
|              |                         |                   |                    |                                     | 3/2/10   | 83.09                 | 4634.62                         |
|              |                         |                   |                    |                                     | 4/14/10  | 83.22                 | 4634.49                         |
|              |                         |                   |                    |                                     | 7/2/10   | 83.51                 | 4634.20                         |
|              |                         |                   |                    |                                     | 7/14/11  | 80.41                 | 4637.30                         |
|              |                         |                   |                    |                                     | 7/9/12   | 72.55                 | 4645.16                         |
|              |                         |                   |                    |                                     | 8/15/13  | 61.42                 | 4656.29                         |
|              |                         |                   |                    |                                     | 8/4/14   | 62.55                 | 4655.16                         |
|              |                         |                   |                    |                                     | 2/5/15   | 58.80                 | 4658.91                         |
|              |                         |                   |                    |                                     | 9/9/15   | 60.06                 | 4657.65                         |
|              |                         |                   |                    |                                     | 3/16/16  | 60.43                 | 4657.28                         |
| 8/25/16      | 59.24                   | 4658.47           |                    |                                     |          |                       |                                 |
| 3/7/17       | 61.08                   | 4656.63           |                    |                                     |          |                       |                                 |
| 7/12/17      | 62.59                   | 4655.12           |                    |                                     |          |                       |                                 |
| TM-19A       | 522581                  | 602458.710        | 3469197.426        | 4645.87                             | 3/6/08   | 199.85                | 4446.02                         |
|              |                         |                   |                    |                                     | 5/22/08  | 199.50                | 4446.37                         |
|              |                         |                   |                    |                                     | 8/6/08   | 199.19                | 4446.68                         |
|              |                         |                   |                    |                                     | 11/18/08 | 199.46                | 4446.41                         |
|              |                         |                   |                    |                                     | 3/3/09   | 199.81                | 4446.06                         |
|              |                         |                   |                    |                                     | 4/22/09  | 200.57                | 4445.30                         |
|              |                         |                   |                    |                                     | 8/12/09  | 201.46                | 4444.41                         |
|              |                         |                   |                    |                                     | 11/4/09  | 201.16                | 4444.71                         |
|              |                         |                   |                    |                                     | 3/10/10  | 201.34                | 4444.53                         |
|              |                         |                   |                    |                                     | 4/9/10   | 201.55                | 4444.32                         |
|              |                         |                   |                    |                                     | 7/7/10   | 202.35                | 4443.52                         |
|              |                         |                   |                    |                                     | 2/14/11  | 203.00                | 4442.87                         |
|              |                         |                   |                    |                                     | 7/15/11  | 203.30                | 4442.57                         |
|              |                         |                   |                    |                                     | 2/2/12   | 203.84                | 4442.03                         |
|              |                         |                   |                    |                                     | 7/11/12  | 204.75                | 4441.12                         |
|              |                         |                   |                    |                                     | 10/16/12 | 205.02                | 4440.85                         |
|              |                         |                   |                    |                                     | 2/15/13  | 205.30                | 4440.57                         |
|              |                         |                   |                    |                                     | 9/4/13   | 205.73                | 4440.14                         |
|              |                         |                   |                    |                                     | 2/12/14  | 207.47                | 4438.40                         |
| 7/21/14      | 210.56                  | 4435.31           |                    |                                     |          |                       |                                 |
| 9/10/15      | 206.48                  | 4439.39           |                    |                                     |          |                       |                                 |
| 8/18/16      | 207.24                  | 4438.63           |                    |                                     |          |                       |                                 |
| 7/26/17      | 207.54                  | 4438.33           |                    |                                     |          |                       |                                 |



## APPENDIX B Groundwater Elevation Data

| Well Name | ADWR 55 Registry Number | UTM East (meters) | UTM North (meters) | Measuring Point Elevation (ft amsl) | Date     | Depth To Water (feet) | Groundwater Elevation (ft amsl) |
|-----------|-------------------------|-------------------|--------------------|-------------------------------------|----------|-----------------------|---------------------------------|
| TM-42     | 562554                  | 603698.271        | 3469104.903        | 4666.67                             | 3/5/08   | 211.04                | 4455.63                         |
|           |                         |                   |                    |                                     | 5/22/08  | 210.98                | 4455.69                         |
|           |                         |                   |                    |                                     | 8/6/08   | 211.55                | 4455.12                         |
|           |                         |                   |                    |                                     | 11/6/08  | 207.05                | 4459.62                         |
|           |                         |                   |                    |                                     | 2/18/09  | 212.31                | 4454.36                         |
|           |                         |                   |                    |                                     | 5/7/09   | 212.37                | 4454.30                         |
|           |                         |                   |                    |                                     | 8/18/09  | 212.77                | 4453.90                         |
|           |                         |                   |                    |                                     | 11/3/09  | 213.05                | 4453.62                         |
|           |                         |                   |                    |                                     | 2/24/10  | 213.36                | 4453.31                         |
|           |                         |                   |                    |                                     | 4/19/10  | 213.51                | 4453.16                         |
|           |                         |                   |                    |                                     | 7/2/10   | 213.52                | 4453.15                         |
|           |                         |                   |                    |                                     | 7/12/11  | 214.62                | 4452.05                         |
|           |                         |                   |                    |                                     | 7/11/12  | 216.10                | 4450.57                         |
|           |                         |                   |                    |                                     | 2/12/13  | 216.55                | 4450.12                         |
|           |                         |                   |                    |                                     | 8/28/13  | 217.38                | 4449.29                         |
|           |                         |                   |                    |                                     | 7/21/14  | 218.33                | 4448.34                         |
|           |                         |                   |                    |                                     | 2/4/15   | 218.87                | 4447.80                         |
| 9/10/15   | 219.31                  | 4447.36           |                    |                                     |          |                       |                                 |
| 3/16/16   | 219.55                  | 4447.12           |                    |                                     |          |                       |                                 |
| 8/18/16   | 219.89                  | 4446.78           |                    |                                     |          |                       |                                 |
| 3/7/17    | 220.35                  | 4446.32           |                    |                                     |          |                       |                                 |
| 7/26/17   | 220.54                  | 4446.13           |                    |                                     |          |                       |                                 |
| TVI 236   | 802236                  | 600552.215        | 3467978.431        | 4561.98                             | 5/7/08   | 123.30                | 4438.68                         |
|           |                         |                   |                    |                                     | 7/15/08  | 121.55                | 4440.43                         |
|           |                         |                   |                    |                                     | 10/15/08 | 122.35                | 4439.63                         |
|           |                         |                   |                    |                                     | 2/11/09  | 121.28                | 4440.70                         |
|           |                         |                   |                    |                                     | 4/17/09  | 122.73                | 4439.25                         |
|           |                         |                   |                    |                                     | 7/21/09  | 123.96                | 4438.02                         |
|           |                         |                   |                    |                                     | 10/19/09 | 123.88                | 4438.10                         |
|           |                         |                   |                    |                                     | 2/2/10   | 122.26                | 4439.72                         |
|           |                         |                   |                    |                                     | 4/23/10  | 122.70                | 4439.28                         |
|           |                         |                   |                    |                                     | 7/15/10  | 125.08                | 4436.90                         |
|           |                         |                   |                    |                                     | 7/15/11  | 127.23                | 4434.75                         |
|           |                         |                   |                    |                                     | 7/16/12  | 127.81                | 4434.17                         |
|           |                         |                   |                    |                                     | 10/9/12  | 128.45                | 4433.53                         |
|           |                         |                   |                    |                                     | 7/18/13  | 127.38                | 4434.60                         |
|           |                         |                   |                    |                                     | 7/16/14  | 129.24                | 4432.74                         |
|           |                         |                   |                    |                                     | 2/2/15   | 126.81                | 4435.17                         |
|           |                         |                   |                    |                                     | 5/19/15  | 128.38                | 4433.60                         |
|           |                         |                   |                    |                                     | 7/30/15  | 128.31                | 4433.67                         |
|           |                         |                   |                    |                                     | 10/7/15  | 127.26                | 4434.72                         |
| 1/12/16   | 126.49                  | 4435.49           |                    |                                     |          |                       |                                 |
| 7/20/16   | 128.90                  | 4433.08           |                    |                                     |          |                       |                                 |
| 9/26/16   | 128.26                  | 4433.72           |                    |                                     |          |                       |                                 |
| 1/27/17   | 128.57                  | 4433.41           |                    |                                     |          |                       |                                 |
| 7/31/17   | 128.59                  | 4433.39           |                    |                                     |          |                       |                                 |

## APPENDIX B Groundwater Elevation Data

| Well Name | ADWR 55 Registry Number | UTM East (meters) | UTM North (meters) | Measuring Point Elevation (ft amsl) | Date     | Depth To Water (feet) | Groundwater Elevation (ft amsl) |
|-----------|-------------------------|-------------------|--------------------|-------------------------------------|----------|-----------------------|---------------------------------|
| TVI 713   | 567713                  | 600729.095        | 3468412.946        | 4567.22                             | 5/7/08   | 127.10                | 4440.12                         |
|           |                         |                   |                    |                                     | 7/14/08  | 126.30                | 4440.92                         |
|           |                         |                   |                    |                                     | 10/15/08 | 130.00                | 4437.22                         |
|           |                         |                   |                    |                                     | 2/11/09  | 149.87                | 4417.35                         |
|           |                         |                   |                    |                                     | 4/17/09  | 126.73                | 4440.49                         |
|           |                         |                   |                    |                                     | 7/21/09  | 127.36                | 4439.86                         |
|           |                         |                   |                    |                                     | 10/19/09 | 127.79                | 4439.43                         |
|           |                         |                   |                    |                                     | 2/2/10   | 126.71                | 4440.51                         |
|           |                         |                   |                    |                                     | 4/23/10  | 127.53                | 4439.69                         |
|           |                         |                   |                    |                                     | 7/15/10  | 129.14                | 4438.08                         |
|           |                         |                   |                    |                                     | 10/20/10 | 130.84                | 4436.38                         |
|           |                         |                   |                    |                                     | 1/20/11  | 134.36                | 4432.86                         |
|           |                         |                   |                    |                                     | 4/11/11  | 135.72                | 4431.50                         |
|           |                         |                   |                    |                                     | 7/15/11  | 131.61                | 4435.61                         |
|           |                         |                   |                    |                                     | 10/12/11 | 130.33                | 4436.89                         |
|           |                         |                   |                    |                                     | 2/3/12   | 130.01                | 4437.21                         |
|           |                         |                   |                    |                                     | 4/25/12  | 131.33                | 4435.89                         |
|           |                         |                   |                    |                                     | 7/16/12  | 131.97                | 4435.25                         |
|           |                         |                   |                    |                                     | 10/9/12  | 132.16                | 4435.06                         |
|           |                         |                   |                    |                                     | 2/6/13   | 131.14                | 4436.08                         |
|           |                         |                   |                    |                                     | 4/10/13  | 132.08                | 4435.14                         |
|           |                         |                   |                    |                                     | 7/18/13  | 131.72                | 4435.50                         |
|           |                         |                   |                    |                                     | 10/8/13  | 133.10                | 4434.12                         |
|           |                         |                   |                    |                                     | 1/9/14   | 132.37                | 4434.85                         |
|           |                         |                   |                    |                                     | 4/9/14   | 132.93                | 4434.29                         |
|           |                         |                   |                    |                                     | 7/16/14  | 132.57                | 4434.65                         |
|           |                         |                   |                    |                                     | 10/9/14  | 132.29                | 4434.93                         |
| 1/29/15   | 132.01                  | 4435.21           |                    |                                     |          |                       |                                 |
| 5/18/15   | 132.34                  | 4434.88           |                    |                                     |          |                       |                                 |
| 7/30/15   | 132.71                  | 4434.51           |                    |                                     |          |                       |                                 |
| 10/7/15   | 132.00                  | 4435.22           |                    |                                     |          |                       |                                 |
| 1/12/16   | 131.34                  | 4435.88           |                    |                                     |          |                       |                                 |
| 7/14/16   | 133.11                  | 4434.11           |                    |                                     |          |                       |                                 |
| 1/27/17   | 132.88                  | 4434.34           |                    |                                     |          |                       |                                 |
| 7/13/17   | 134.08                  | 4433.14           |                    |                                     |          |                       |                                 |

## APPENDIX B Groundwater Elevation Data

| Well Name    | ADWR 55 Registry Number | UTM East (meters) | UTM North (meters) | Measuring Point Elevation (ft amsl) | Date     | Depth To Water (feet) | Groundwater Elevation (ft amsl) |
|--------------|-------------------------|-------------------|--------------------|-------------------------------------|----------|-----------------------|---------------------------------|
| WEISKOPF 802 | 641802                  | 601154.951        | 3468658.855        | 4586.89                             | 2/15/08  | 143.31                | 4443.58                         |
|              |                         |                   |                    |                                     | 5/7/08   | 143.90                | 4442.99                         |
|              |                         |                   |                    |                                     | 7/16/08  | 144.22                | 4442.67                         |
|              |                         |                   |                    |                                     | 10/28/08 | 145.81                | 4441.08                         |
|              |                         |                   |                    |                                     | 1/29/09  | 143.99                | 4442.90                         |
|              |                         |                   |                    |                                     | 4/15/09  | 144.38                | 4442.51                         |
|              |                         |                   |                    |                                     | 7/15/09  | 144.99                | 4441.90                         |
|              |                         |                   |                    |                                     | 10/15/09 | 145.66                | 4441.23                         |
|              |                         |                   |                    |                                     | 2/2/10   | 145.28                | 4441.61                         |
|              |                         |                   |                    |                                     | 4/22/10  | 145.72                | 4441.17                         |
|              |                         |                   |                    |                                     | 7/19/10  | 146.46                | 4440.43                         |
|              |                         |                   |                    |                                     | 10/20/10 | 147.11                | 4439.78                         |
|              |                         |                   |                    |                                     | 1/17/11  | 146.72                | 4440.17                         |
|              |                         |                   |                    |                                     | 4/11/11  | 146.31                | 4440.58                         |
|              |                         |                   |                    |                                     | 8/26/11  | 148.06                | 4438.83                         |
|              |                         |                   |                    |                                     | 10/13/11 | 148.30                | 4438.59                         |
|              |                         |                   |                    |                                     | 2/1/12   | 148.23                | 4438.66                         |
|              |                         |                   |                    |                                     | 4/25/12  | 148.82                | 4438.07                         |
|              |                         |                   |                    |                                     | 7/13/12  | 149.79                | 4437.10                         |
|              |                         |                   |                    |                                     | 10/11/12 | 149.73                | 4437.16                         |
|              |                         |                   |                    |                                     | 1/16/13  | 149.49                | 4437.40                         |
|              |                         |                   |                    |                                     | 4/17/13  | 150.16                | 4436.73                         |
|              |                         |                   |                    |                                     | 7/18/13  | 150.24                | 4436.65                         |
|              |                         |                   |                    |                                     | 10/17/13 | 150.69                | 4436.20                         |
|              |                         |                   |                    |                                     | 1/16/14  | 150.08                | 4436.81                         |
|              |                         |                   |                    |                                     | 4/11/14  | 150.75                | 4436.14                         |
| 7/18/14      | 150.85                  | 4436.04           |                    |                                     |          |                       |                                 |
| 10/9/14      | 150.89                  | 4436.00           |                    |                                     |          |                       |                                 |
| 2/2/15       | 150.01                  | 4436.88           |                    |                                     |          |                       |                                 |
| 5/18/15      | 150.25                  | 4436.64           |                    |                                     |          |                       |                                 |
| 8/4/15       | 150.72                  | 4436.17           |                    |                                     |          |                       |                                 |
| 10/8/15      | 150.47                  | 4436.42           |                    |                                     |          |                       |                                 |
| 1/12/16      | 151.01                  | 4435.88           |                    |                                     |          |                       |                                 |
| 7/26/16      | 150.95                  | 4435.94           |                    |                                     |          |                       |                                 |
| 1/16/17      | 151.31                  | 4435.58           |                    |                                     |          |                       |                                 |
| 7/24/17      | 151.59                  | 4435.30           |                    |                                     |          |                       |                                 |
| WEISKOPF 897 | 220897                  | 601096.780        | 3468647.358        | 4585.70                             | 12/6/12  | 149.27                | 4436.43                         |
|              |                         |                   |                    |                                     | 1/16/13  | 148.70                | 4437.00                         |
|              |                         |                   |                    |                                     | 4/17/13  | 149.80                | 4435.90                         |
|              |                         |                   |                    |                                     | 7/18/13  | 150.15                | 4435.55                         |
|              |                         |                   |                    |                                     | 10/17/13 | 150.38                | 4435.32                         |
|              |                         |                   |                    |                                     | 1/16/14  | 149.78                | 4435.92                         |
|              |                         |                   |                    |                                     | 4/11/14  | 150.50                | 4435.20                         |
|              |                         |                   |                    |                                     | 7/18/14  | 150.55                | 4435.15                         |
|              |                         |                   |                    |                                     | 10/9/14  | 150.34                | 4435.36                         |
|              |                         |                   |                    |                                     | 5/18/15  | 149.95                | 4435.75                         |
| 8/4/15       | 150.31                  | 4435.39           |                    |                                     |          |                       |                                 |
| 7/26/16      | 150.63                  | 4435.07           |                    |                                     |          |                       |                                 |
| 7/24/17      | 151.52                  | 4434.18           |                    |                                     |          |                       |                                 |
| WMD-2011-03M | 913037                  | 605360.830        | 3470671.273        | 4746.28                             | 2/2/12   | 226.66                | 4519.62                         |

## APPENDIX B Groundwater Elevation Data

| Well Name | ADWR 55 Registry Number | UTM East (meters) | UTM North (meters) | Measuring Point Elevation (ft amsl) | Date     | Depth To Water (feet) | Groundwater Elevation (ft amsl) |
|-----------|-------------------------|-------------------|--------------------|-------------------------------------|----------|-----------------------|---------------------------------|
| ZANDER    | 205126                  | 599678.880        | 3467998.486        | 4580.94                             | 2/4/08   | 144.85                | 4436.09                         |
|           |                         |                   |                    |                                     | 5/6/08   | 145.33                | 4435.61                         |
|           |                         |                   |                    |                                     | 7/16/08  | 146.40                | 4434.54                         |
|           |                         |                   |                    |                                     | 10/28/08 | 146.01                | 4434.93                         |
|           |                         |                   |                    |                                     | 2/10/09  | 144.83                | 4436.11                         |
|           |                         |                   |                    |                                     | 4/16/09  | 144.94                | 4436.00                         |
|           |                         |                   |                    |                                     | 7/14/09  | 146.14                | 4434.80                         |
|           |                         |                   |                    |                                     | 10/13/09 | 146.77                | 4434.17                         |
|           |                         |                   |                    |                                     | 1/26/10  | 146.34                | 4434.60                         |
|           |                         |                   |                    |                                     | 4/22/10  | 146.27                | 4434.67                         |
|           |                         |                   |                    |                                     | 7/21/10  | 147.81                | 4433.13                         |
|           |                         |                   |                    |                                     | 10/19/10 | 147.80                | 4433.14                         |
|           |                         |                   |                    |                                     | 1/18/11  | 147.52                | 4433.42                         |
|           |                         |                   |                    |                                     | 4/6/11   | 147.84                | 4433.10                         |
|           |                         |                   |                    |                                     | 7/13/11  | 148.91                | 4432.03                         |
|           |                         |                   |                    |                                     | 10/12/11 | 149.50                | 4431.44                         |
|           |                         |                   |                    |                                     | 1/31/12  | 149.31                | 4431.63                         |
|           |                         |                   |                    |                                     | 4/10/12  | 149.64                | 4431.30                         |
|           |                         |                   |                    |                                     | 7/17/12  | 150.63                | 4430.31                         |
|           |                         |                   |                    |                                     | 10/8/12  | 150.92                | 4430.02                         |
|           |                         |                   |                    |                                     | 1/10/13  | 150.89                | 4430.05                         |
|           |                         |                   |                    |                                     | 4/18/13  | 151.36                | 4429.58                         |
|           |                         |                   |                    |                                     | 7/15/13  | 152.14                | 4428.80                         |
|           |                         |                   |                    |                                     | 10/7/13  | 151.65                | 4429.29                         |
| 1/7/14    | 151.10                  | 4429.84           |                    |                                     |          |                       |                                 |
| 4/9/14    | 150.81                  | 4430.13           |                    |                                     |          |                       |                                 |
| 7/17/14   | 152.02                  | 4428.92           |                    |                                     |          |                       |                                 |
| 8/3/15    | 150.65                  | 4430.29           |                    |                                     |          |                       |                                 |
| 10/8/15   | 150.10                  | 4430.84           |                    |                                     |          |                       |                                 |
| 1/12/16   | 149.46                  | 4431.48           |                    |                                     |          |                       |                                 |
| 7/15/16   | 151.25                  | 4429.69           |                    |                                     |          |                       |                                 |
| 1/27/17   | 152.14                  | 4428.80           |                    |                                     |          |                       |                                 |
| 7/24/17   | 152.63                  | 4428.31           |                    |                                     |          |                       |                                 |

**Notes:**

35-71891 = ADWR 35 Database

ADWR = Arizona Department of Water Resources

ft amsl = feet above mean sea level

NR = No Record

UTM = Universal Transverse Mercator Zone 12, North American Datum 1983 (NAD83)

<sup>1</sup> Depth to water measurement provided by Arizona Water Company

<sup>2</sup> Preliminary data will be updated when well survey is conducted

<sup>3</sup> Depth to water measurement provided by Naco Water Company

<sup>4</sup> Well previously identified as ROGERS 803